

# Suggested Practices for Avian Protection On Power Lines:

The State of the Art in 2006

# Avian Power Line Interaction Committee



PIER FINAL PROJECT REPORT CEC-500-2006-022



EDISON ELECTRIC  
INSTITUTE



Avian  
Power  
Line  
Interaction  
Committee

# Avian Power Line

THIS PAGE INTENTIONALLY LEFT BLANK

# Interaction Committee

# Suggested Practices for Avian Protection On Power Lines:

The State of the Art in 2006

# Line

PIER FINAL PROJECT REPORT CEC-500-2006-022

# Interaction Committee

Prepared by

Avian Power Line Interaction Committee



**EDISON ELECTRIC  
INSTITUTE**



**Additional copies of this book may be obtained through:**

the Avian Power Line Interaction Committee  
[www.aplic.org](http://www.aplic.org)

the Edison Electric Institute  
[www.eei.org](http://www.eei.org)

and

the California Energy Commission  
[www.energy.ca.gov](http://www.energy.ca.gov)

**This book should be cited as follows:**

Avian Power Line Interaction Committee (APLIC). 2006. *Suggested Practices for Avian Protection on Power Lines: The State of the Art in 2006*. Edison Electric Institute, APLIC, and the California Energy Commission. Washington, D.C and Sacramento, CA.

*Cover photos by Jerry and Sherry Ligori. Section header photos by Jerry and Sherry Ligori.*

Copyright © Avian Power Line Interaction Committee, Edison Electric Institute, and California Energy Commission.

**Disclaimer**

This report was prepared as the result of work sponsored by the California Energy Commission. It does not necessarily represent the views of the Energy Commission, its employees or the State of California. The Energy Commission, the State of California, its employees, contractors and subcontractors make no warrant, express or implied, and assume no legal liability for the information in this report; nor does any party represent that the uses of this information will not infringe upon privately owned rights. This report has not been approved or disapproved by the California Energy Commission nor has the California Energy Commission passed upon the accuracy or adequacy of the information in this report.

## CONTENTS

<b>Abstract</b>		ix
<b>Foreword</b>		xi
<b>Acknowledgements</b>		xiii
<b>Dedication: Morley Nelson (1917–2005)</b>		xv
<b>Chapter 1 Introduction</b>		I
Purpose and Scope		I
Organization of this Document		2
<b>Chapter 2 The Issue</b>		5
Early Reports		7
Suggested Practices: 1975, 1981, and 1996		8
Electrocution Issues to Date		10
The Outlook		16
<b>Chapter 3 Regulations and Compliance</b>		19
Overview of Existing Law		19
Permits		21
<b>Chapter 4 Biological Aspects of Avian Electrocution</b>		23
Susceptibility of Different Birds to Electrocution		24
Factors Influencing Electrocution Risk		35
Identifying Evidence of Electrocution		49
Scavenging Rates of Carcasses		50
<b>Chapter 5 Suggested Practices: Power Line Design and Avian Safety</b>		51
Introduction to Electrical Systems		52
Avian Electrocutions and Power Line Design		55
Suggested Practices		59
Summary		106
<b>Chapter 6 Perching, Roosting, and Nesting of Birds on Power Line Structures</b>		107
Avian Use of Power Lines		107
Nest Management		119
Reliability Concerns		130

## CONTENTS

<b>Chapter 7</b>	<b>Developing an Avian Protection Plan</b>	I35
	Choosing the Right Tool—MOUs and APPs	I35
	Components of an APP	I36
	Implementing an Avian Protection Plan	I39
<b>Appendix A:</b>	<b>Literature Cited and Bibliography</b>	I41
<b>Appendix B:</b>	<b>Early History of Agency Action</b>	I81
<b>Appendix C:</b>	<b>Avian Protection Plan Guidelines</b>	I83
	Corporate Policy	I84
	Training	I85
	Permit Compliance	I91
	Construction Design Standards	I91
	Nest Management	I92
	Avian Reporting System	I94
	Risk Assessment Methodologies	I98
	Mortality Reduction Measures	I98
	Avian Enhancement Options	I99
	Quality Control	I99
	Public Awareness	I99
	Key Resources	200
<b>Appendix D:</b>	<b>Glossary</b>	201
<b>Appendix E:</b>	<b>List of Acronyms</b>	207

# Avian Power Line Interaction Committee

## ILLUSTRATIONS

FIGURE		PAGE
2.1	Comparison of human-caused avian mortality	7
2.2	Golden eagle landing on avian-safe pole	9
2.3	Rough-legged hawk perched on insulator	11
2.4	Flock of European starlings on power lines	12
2.5	Perch discouragers on distribution pole	17
4.1	Ferruginous hawk taking off from a distribution pole	24
4.2	American kestrel with prey on wire	26
4.3	Cosparrow	27
4.4	Golden eagle perched on pole top	28
4.5	Great horned owl nest on the former band	29
4.6	Common raven nest on wishbone configuration	33
4.7	Western kingbird perched on power line	34
4.8	Monk parakeets	34
4.9	Open habitat with power line	35
4.10	Critical dimensions of a golden eagle	40
4.11	Wingspan comparisons of selected raptors	41
4.12	Wingspan comparisons of selected birds	42
4.13	Height comparisons of perched birds	43
4.14	Juvenile golden eagle about to land on a distribution pole that is avian-safe	45
4.15	Common ravens during breeding season	46
4.16	Swainson's hawk pair perched on distribution pole	47
4.17	Swainson's hawk using power pole for shade	48
5.1	Schematic of power system from generation to customer	52
5.2	Three-phase current waveform	53
5.3	Three-phase voltage waveform	54
5.4	Examples of transmission structures	57
5.5	Examples of typical distribution configurations	58
5.6	Problem single-phase with grounded pole-top pin	61
5.7	Solutions for single-phase with grounded pole-top pin	62
5.8	Problem single-phase configuration with crossarm and overhead neutral	63
5.9	Solutions for single-phase configuration with crossarm and overhead neutral	64
5.10	Single-phase avian-safe new construction	65
5.11	Problem three-phase crossarm designs with and without grounded hardware	66
5.12	Solutions for three-phase crossarm designs with and without grounded hardware	67
5.13	Avian-safe three-phase construction for different length crossarms	68

## ILLUSTRATIONS

FIGURE		PAGE
5.14	Solution for three-phase crossarm using perch discourager	69
5.15	Problem three-phase double dead-end with exposed jumper wires	70
5.16	Solution for three-phase double dead-end with exposed jumper wires	71
5.17	Problem compact three-phase design	72
5.18	Solution for compact three-phase design	73
5.19	Avian-safe compact three-phase designs for new construction	74
5.20	Problem distribution horizontal post insulator designs	75
5.21	Solutions for distribution horizontal post insulator designs	76
5.22	Problem three-phase distribution corner configuration	77
5.23	Solution for three-phase distribution corner configuration	78
5.24	Three-phase vertical corner configuration—overhead grounding conductor on pole top	79
5.25	Three-phase vertical corner configuration—neutral below phases	80
5.26	Typical single-phase distribution configuration on a wood or fiberglass pole	82
5.27	Problem single-phase configuration on a steel or reinforced concrete pole	82
5.28	Solutions for single-phase configuration on a steel or reinforced concrete pole	83
5.29	Problem three-phase configuration on a steel or reinforced concrete pole	84
5.30	Solution for three-phase configuration on a steel or reinforced concrete pole using thermoplastic wrap	85
5.31	Solution for three-phase configuration on a steel or reinforced concrete pole using perch discouragers	86
5.32	Solution for three-phase configuration on a steel or reinforced concrete pole using phase covers	87
5.33	Three-phase configuration on a steel or reinforced concrete pole with suspended insulators	88
5.34	Problem 69-kV horizontal post insulator design	89
5.35	Solutions for 69-kV horizontal post insulator design	90
5.36	Problem wishbone design	91
5.37	Solution for the wishbone design	92
5.38	Avian-safe wishbone construction	93
5.39	Avian-safe suspension configuration	94
5.40	Problem design with grounded steel bayonet	95
5.41	Solutions for design with grounded steel bayonet	96
5.42	Problem transmission designs	97
5.43	Solutions for transmission designs	98
5.44	Problem three-phase transformer bank	99
5.45	Problem single-phase transformer bank	100
5.46	Solution for three-phase transformer bank	101
5.47	Solution for single-phase transformer bank	102



## ILLUSTRATIONS

FIGURE		PAGE
5.48	Pole-mounted switches	I03
5.49	Pole-mounted switches	I04
5.50	Pole-mounted switches	I05
6.1	Peregrine falcon with prey on distribution pole	I07
6.2	Osprey nest on double crossarm of non-energized pole	I11
6.3	Red-tailed hawk nest on steel lattice transmission tower	I11
6.4	The Morley Nelson raptor nest platform	I13
6.5	Loggerhead shrike perched on conductor	I15
6.6	Common raven nest on distribution pole and transmission structure	I16
6.7	Western kingbird nest on transformer	I16
6.8	Monk parakeet nests on transmission tower	I17
6.9	Monk parakeet nest on distribution pole	I17
6.10	Osprey nest platform constructed from wooden cable spool	I19
6.11	Nest platform using crossarms to extend it above conductors	I19
6.12	Osprey nest platform details	I20
6.13	Photo of nest platform depicted in Figure 6.12	I21
6.14	Osprey nest platform constructed from wooden pallet	I21
6.15	Raptor nest platform used by sprays and some raptors	I22
6.16	Osprey nest on Wyoming top of pole dead-end pole	I23
6.17	Golden eagle nest on transmission tower	I23
6.18	Osprey nest platform	I24
6.19	Kestrel nesting tube installed on transmission tower in Georgia	I25
6.20	Kestrel nesting tube installed on transmission tower in Georgia	I25
6.21	Nest discourager	I26
6.22	Osprey nest relocated to platform on A-frame structure	I27
6.23	Segment of plastic pipe installed on dead-end pole in Oregon to discourage osprey nesting	I27
6.24	Pipe mounted above the conductors used as a nest discourager	I27
6.25	Red-tailed hawk nest on pole with triangle perch discouragers	I28
6.26	Osprey nest constructed on pole with plastic owl intended to haze birds	I28
6.27	Osprey nest on pole with plastic spikes	I28
6.28	Red-tailed hawk expelling streamer	I32
6.29	Burn marks on transmission structure associated with streamer-caused flashover	I33
7.1	Utility crew installing raptor nest platform	I37
7.2	Reframing a crossarm to prevent avian electrocutions	I38
7.3	Volunteers and utility personnel work together to create nesting platforms	I39

## TABLES

TABLE		PAGE
4.1	Wrist-to-wrist, wingspan, and height measurements for selected birds	38
4.2	Percent of juvenile golden eagles in electrocution studies	44
5.1	Voltage ranges of different power line classes	52
5.2	Summary of figures and pages for problem configurations and suggested solutions	59
5.3	Recommended conductor separation for transmission lines >60 kV	99
6.1	Accounts of raptor species nesting on transmission structures, distribution poles, and substations	109
6.2	Examples of non-raptor species nesting on power line structures	116

# Avian Power Line Interaction Committee

## ABSTRACT

**PURPOSE AND USE OF THE PUBLICATION**

In the early 1970s, an investigation of reported shootings and poisonings of eagles in Wyoming and other western states led to evidence that eagles were also being electrocuted on power lines. Since then, the utility industry, wildlife resource agencies, conservation groups, and manufacturers of avian protection products have worked together to understand the causes of raptor electrocution and to develop and implement solutions to the problem. Those efforts have improved our understanding of the biological factors that attract raptors and other birds to power lines, and the circumstances that lead to avian electrocutions.

This publication, *Suggested Practices for Avian Protection on Power Lines: The State of the Art in 2006*, summarizes the history and success of over three decades of work. It springs from three previous editions of *Suggested Practices for Raptor Protection on Power Lines*, and has been expanded and updated to assist those concerned with complying with federal law protecting and enhancing avian populations, and maintaining the reliability of electric power networks.

**THE ISSUE**

Discoveries of large numbers of electrocuted raptors in the early 1970s prompted utilities and government agencies to initiate efforts to identify the causes of and develop solutions to this problem. Literature from the 1980s and 1990s continued to document electrocutions of raptors throughout the world. Now, reports of electrocutions of birds other than raptors are appearing in the literature and the impacts of avian interactions on power reliability are becoming more evident.

**REGULATIONS AND COMPLIANCE**

Three federal laws in the United States protect almost all native avian species and prohibit “taking,” or killing, them. The

Migratory Bird Treaty Act protects over 800 species of native, North American migratory birds. The Bald and Golden Eagle Protection Act provides additional protection to both bald and golden eagles. The Endangered Species Act applies to species that are federally listed as threatened or endangered. Utilities should work with the U.S. Fish and Wildlife Service and their state resource agency(ies) to identify permits and procedures that may be required for nest management, carcass salvage, or other bird management purposes.

**BIOLOGICAL ASPECTS OF AVIAN ELECTROCUTION**

Bird electrocutions on power lines result from three interacting elements: biology, environment, and engineering. The biological and environmental components that influence electrocution risk include body size, habitat, prey, behavior, age, season, and weather.

Of the 31 species of diurnal raptors and 19 species of owls that regularly breed in North America, 19 have been reported as electrocution victims. Electrocutions have also been reported in over 30 non-raptor North American species, including crows, ravens, magpies, jays, storks, herons, pelicans, gulls, woodpeckers, sparrows, kingbirds, turkeys, starlings, pigeons, and others.

**SUGGESTED PRACTICES: POWER LINE DESIGN AND AVIAN SAFETY**

Avian electrocutions typically occur on power lines with voltages less than 60 kilovolts (kV). Electrocution can occur when a bird simultaneously contacts electrical equipment either phase-to-phase or phase-to-ground. The separation between energized and/or grounded parts influences the electrocution risk of a structure. Electrocution can occur where horizontal separation is less than the wrist-to-wrist (flesh-to-flesh) distance of a bird’s wingspan or where vertical separation is less than a bird’s length from head-to-foot (flesh-to-flesh). In this document, 150 cm

# Avian Power Line Interaction Committee

# ABSTRACT

(60 in) of horizontal separation and 100 cm (40 in) of vertical separation are recommended for eagles. Utilities may choose to adopt these recommendations or modify their design standards based on the species and conditions at issue.

Single-phase, two-phase, or three-phase configurations constructed of wood, concrete, metal, fiberglass, or other materials can pose avian electrocution risks if avian-safe separation is lacking. In particular, structures with transformers or other energized equipment account for a disproportionate number of avian electrocutions.

Both avian-safe new construction and retrofitted existing structures should be used to reduce avian electrocution risk. The principles of *isolation* and *insulation* should be considered when designing or retrofitting structures.

*Isolation* refers to providing adequate separation to accommodate avian use of structures and should be employed where new construction warrants avian-safe design. *Insulation* refers to covering exposed energized or grounded parts to prevent avian contact. Although equipment that is covered with specifically-designed avian protection materials can prevent bird mortality, it should not be considered insulation for avian protection.

## PERCHING, ROOSTING, AND NESTING OF BIRDS ON POWER LINE STRUCTURES

In habitats where natural nest substrates are scarce, utility structures can provide nesting sites for raptors and other birds. Likewise, many birds use power poles and lines for perching, roosting, or hunting.

Bird nests on utility structures can reduce power reliability. Nest management, including the design and installation of platforms on or near power structures, can enhance nesting while minimizing the risk of electrocution, equipment damage, and loss of service. Utilities are encouraged to collect data on bird-related outages to quantify the impacts of birds on power systems, and to develop measures for preventing bird mortalities and their associated outages.

## DEVELOPING AN AVIAN PROTECTION PLAN

In 2005, the Avian Power Line Interaction Committee and the U.S. Fish and Wildlife Service announced their jointly developed Avian Protection Plan Guidelines (Guidelines) that are intended to help utilities craft their own avian protection plans (APPs) for managing avian/power line issues. An APP should provide the framework necessary for implementing a program to reduce bird mortality, document utility actions, and improve service reliability. It may include the following elements: corporate policy, training, permit compliance, construction design standards, nest management, avian reporting systems, assessment methodology, mortality reduction measures, avian enhancement options, quality control, public awareness, and key resources. The Guidelines present a comprehensive overview of these elements. Although each utility's APP will be different, the overall goal of reducing avian mortality is the same. An APP should be a "living document" that is modified over time to improve its effectiveness.

## FOREWORD

Avian interactions with power lines—including electrocutions, collisions, and nest construction—have been documented since the early 1900s when electric utilities began constructing power lines in rural areas. However, it was not until the early 1970s that biologists, engineers, resource agencies, and conservationists began to identify the extent of the problem and address it. Those early researchers and authors are to be commended for tackling a contentious issue and building a foundation of credibility and cooperation that continues today.

The U.S. Fish and Wildlife Service (USFWS) and the Avian Power Line Interaction Committee (APLIC) have a long history of working together on avian/power line issues. These efforts began in 1983 with an ad-hoc group that addressed whooping crane collisions with power lines in the Rocky Mountains. They continued with the release of Avian Protection Plan Guidelines (Guidelines) in April 2005, and have now produced this 2006 edition of *Suggested Practices*.

In 1975, the first edition of *Suggested Practices for Raptor Protection on Power Lines* had 1½ pages of text and 15 exhibit drawings. It summarized, "...studies conducted in the western United States document electrocution losses of egrets, herons, crows, ravens, wild turkeys and raptors, with 90% of the electrocution victims being golden eagles." The document concluded, "this loss of eagles is significant, but

pesticide contamination, loss of habitat and illegal shooting remain the most threatening problems to raptors in general." The theme of reducing raptor electrocutions on power lines with an emphasis on "eagle-safe" designs was followed through the 1975, 1981 and 1996 editions.

Electric utilities have recognized that the interactions of migratory birds with electrical facilities may create operational risks, health and safety concerns, and avian injuries or mortalities. The USFWS understands these issues and is also responsible for conserving and protecting North American trust resources<sup>1</sup> under laws and regulations that include the Migratory Bird Treaty Act, Bald and Golden Eagle Protection Act, and Endangered Species Act. In the 2006 edition of *Suggested Practices*, APLIC and the USFWS have expanded the focus of avian/power line issues from raptors to include other protected



**Signing of Avian Protection Plan Guidelines, April 2005. Pictured left to right: top – Jim Burruss (PacifiCorp), John Holt (National Rural Electric Cooperative Association), Quin Shea (Edison Electric Institute); bottom – Jim Lindsay (Florida Power and Light), Paul Schmidt (U.S. Fish and Wildlife Service).**

© EDISON ELECTRIC INSTITUTE

<sup>1</sup> Trust resources are wildlife, such as migratory birds, that are held in the public trust and managed and protected by federal and state agencies.

## FOREWORD

migratory birds such as waterbirds, songbirds, and ravens and crows (corvids).

With this edition of *Suggested Practices* and the voluntary Guidelines, utilities have a “tool box” of the latest technology and science for tailoring an Avian Protection Plan (APP) that meets specific utility needs while conserving migratory birds. The 2006 edition of *Suggested Practices* represents a significant update from the 1996 edition.

APLIC and the USFWS hope you will use this edition of *Suggested Practices* along with the Guidelines to help utilities improve system

reliability, implement APPs, and conserve migratory birds.

Paul Schmidt  
*USFWS, Assistant Director  
Migratory Bird Programs*

Jim Burruss  
*APLIC, Immediate Past Chairman*

Jim Lindsay  
*APLIC, Chairman*

# Avian Power Line Interaction Committee

## ACKNOWLEDGEMENTS

APLIC recognizes those who have pioneered avian/power line research and those whose contributions have made previous editions of *Suggested Practices* possible: Allan Ansell, Erwin Boeker, Monte Garrett, Robert Lehman, Dean Miller, Morley Nelson, Richard “Butch” Olendorff, and Dick Thorsell.

The 2006 edition of *Suggested Practices* was made possible through the contributions of many individuals:

*John Allen* (PNM) prepared the section on bird streamers and line faults. *George Bagwell* (EUC) contributed to Chapter 5. *Mike Baker* (PG&E) contributed to the discussion of bird-related outages in Chapter 6. *Dave Bouchard* (APP) provided editorial and technical review for the entire document. *John Bridges* (WAPA) contributed to Chapter 7. *Bob Britton* (APS) contributed to Chapter 5. *Jim Burruss* (PacifiCorp) provided technical review for the document and served on the steering group. *Larry Claxton* (Excel Energy) provided the original 1996 CAD drawings. *Chris Damianakis* (PG&E) contributed to Chapter 5. *Dawn Gable* (California Energy Commission) provided administrative support and oversight. *Kevin Gorman* and *Marty Hernandez* (US West) prepared Chapter 3. *Rick Harnis* (ADM) compiled information on international electrocution issues and prepared sections on steel/concrete poles. *Karen Hill* (Pandion Systems, Inc.) assisted with editing and literature searches for Chapter 6. *W. Alan Holloman* (Georgia Power Co.) provided photos of kestrel nesting tubes. *Jim Kaiser* (USGS) contributed to Chapter 6 and provided photographs. *Rob Knutson* (PG&E) provided information on developing an APP for Chapter 7. *Bob Lehman* (USGS) provided technical peer review of the document. *Jerry Liguori* assisted with the literature review, contributed to Chapter 6, provided

technical review of the document, and provided photographs. *Sherry Liguori* (PacifiCorp) compiled current literature, prepared sections on electrocution issues in North America, prepared biological aspects of electrocutions for avian species, contributed to Chapter 5, prepared sections on nesting and outages, provided photographs, served on the steering group, and reviewed the document. *Jim Lindsay* (FP&L) provided information on monk parakeets and other species, provided photographs and served on the steering group. *Mark Loveless* (EUC) served on the steering group and provided administrative support. *Brad Loveless* (Westar Energy) provided information on developing an APP for Chapter 7 and served on the steering group. *Al Manville* (USFWS) provided technical review of the document. *Jerry McMullan* (FP&L) contributed to Chapter 5. *Jim Newman* (Pandion Systems, Inc.) provided information on monk parakeets, contributed to the literature review for Chapter 6, and prepared sections on nesting. *Dan Pearson* (SCE) served on the steering group. *John Parrish* (Georgia Southern University) provided information on kestrel nest tubes. *John Pavlek* (RUS) contributed to Chapter 5. *Mike Pebosh* (NRECA) contributed to Chapter 5, served on the steering group, and reviewed the document. *Dennis Rankin* (RUS) contributed to Chapter 5. *Hector Riojas* (APS) contributed to Chapter 5 and prepared the CAD drawings. *Jerry Roberts* (Entergy Corp.) provided information on corvid and wading bird electrocutions. *Linda Spiegel* (California Energy Commission) reviewed the document and provided administrative support and oversight. *Kari Spire* (APS) contributed to Chapter 5 and assisted with the CAD drawings. *Mark Stalmaster* (Stalmaster and Associates) contributed to the literature review for

Avian Power  
Line  
Interaction  
Committee

# ACKNOWLEDGEMENTS

Chapter 6. *Chris van Rooyen* (EWT) provided technical peer review of the document and provided data on international issues. *Mel Walters* (PSE) contributed to Chapter 5. *Brian Walton* (California Energy Commission) provided administrative support and oversight. *Shaun Whitey* (APS) contributed to Chapter 5 and assisted with the CAD drawings. *Mark Wilson* (California Energy Commission) provided editorial review of the document.

Unpublished avian electrocution data were provided by Florida Power and Light, Idaho Power Company, PacifiCorp, the U.S. Fish and Wildlife Service (Alaska and Nebraska), and Chris van Rooyen (Endangered Wildlife Trust). Bird measurement data were provided by City of Lawrence (KS) Prairie Park Nature Center, HawkWatch International, Kansas Department of Wildlife and Parks, Milford Nature Center, Operation Wildlife, Inc., Oregon Zoo, PacifiCorp, Rocky Mountain Raptor Program, Stone Nature Center, and Utah Wildlife Rehabilitation.

Peer review of this manual was provided by APLIC-member utilities, U.S. Fish and Wildlife Service, and technical experts including: John Acklen (PNM), George Bagnall (RUS), Mike Best (PG&E), Dave Bouchard (AEP), John Bridges (WAPA), Jim Burruss (PacifiCorp), Jim Candler (Georgia Power Co.), Amy Dierolf (Progress Energy), Bret Estep (Georgia Power Co.), Marcelle Fiedler (PNM), Kevin Garlick (USFWS), Marty Hernandez (USFWS), Peggy Jelen (APS), Carl Keller (BPA), Rob Kesterson (PG&E), Jerry Lighton (Sentry Lineworks Inc.), Jim Lindsay (PG&E), Brad Lovelace (Westar Energy), Al Manville (USFWS), Sam Milodragovich (NorthWestern Energy), Jim Newman (Pandion Systems, Inc.), Dean Pearson (Southern California Edison), Rocky Plettner (NPPD), Dennis Rankin (RUS), Jerry Roberts (Entergy Corp.), Mel Walters (Puget Sound Energy), and Joe Werner (Kansas City Power and Light Co.).

This publication was funded by the California Energy Commission and APLIC.

# Avian Power Line Interaction Committee



THIS PUBLICATION IS DEDICATED TO THE MEMORY OF

# Morley Nelson

(1917 – 2005)



© DAVE FALCONER

# Avian Power Line

*“A man born with the heart and soul of an eagle”*

Morley Nelson devoted his life to promoting raptor conservation and educating the public about their importance. He accomplished this through his personal zeal for working with raptors and his cinematography skills. Morley's achievements include award-winning films on raptors, the establishment of the Snake River Birds of Prey National Conservation Area, raptor rehabilitation, public lectures that helped educate Americans about the importance of raptors, and research that formed the foundation of recommendations made to the electric utility industry for reducing raptor electrocutions.

A master falconer, Nelson raised public awareness about birds of prey through dozens of movies and TV specials starring his eagles, hawks and falcons—including seven films for Disney. His love of raptors began when he was a boy growing up on a farm in North

Dakota. Moving to Boise after serving in World War II, he began his raptor conservation efforts along with rehabilitating and training birds.

Morley's raptor/power line research became the focus for cooperation among conservation groups, resource agencies and electric utility companies. His legacy of pooling knowledge and resources for raptor conservation is reflected in this document.

To foster the memory of Morley, APLIC will periodically present its *Morley Nelson Award* to an individual who makes significant contributions to raptor conservation. The individual must demonstrate a long-term commitment to natural resources, a consistent history of investigating or managing the natural resource issues faced by the electric utility industry, and success in developing innovative solutions.



# Avian Power Line

THIS PAGE INTENTIONALLY LEFT BLANK

# Interaction Committee



## CHAPTER 1

## Introduction

## IN THIS CHAPTER

[Purpose and Scope](#)
[Organization of this Document](#)

This book presents engineers, biologists, utility planners, and the public with a comprehensive resource for addressing avian electrocutions at electric power facilities.<sup>2</sup> It outlines the importance of the issue, describes methods for avoiding or mitigating electrocution problems, and highlights management options and cooperative partnerships.

PURPOSE  
AND SCOPE

In the early 1970s, an investigation of reported shootings and poisonings of eagles in Wyoming and other western states had evidence that eagles were also being electrocuted on power lines (Olendorff et al. 1981). Since then, the utility industry, wildlife resource agencies, conservation groups, and manufacturers of avian protection products have worked together to understand the causes of raptor electrocutions and to develop ways of preventing them. Those efforts have improved our understanding of the biological reasons why raptors and other birds can be attracted to power lines, and the power line configurations that lead to avian electrocutions.

This publication, *Suggested Practices for Avian Protection on Power Lines: The State of the Art in 2006*, summarizes the history and achievements of over three decades of work. It

succeeds three previous editions and has been expanded and updated to assist those concerned with complying with federal laws, protecting and enhancing avian populations, and maintaining the reliability of electric power networks.

Early attempts to understand the engineering aspects of raptor electrocution led to the first edition of *Suggested Practices* (Miller et al. 1975). The 1975 edition was followed by the 1981 edition (Olendorff et al. 1981), which explored the biological and electrical aspects of electrocution, provided guidance for reducing bird mortalities, and contained a comprehensive annotated bibliography. The 1996 edition (APLIC 1996) expanded and refined recommendations for power line structure designs and modifications for protecting raptors, included updated research

<sup>2</sup> This book focuses on avian electrocutions, not collisions. Readers seeking information about the collision of birds with power lines may consult *Mitigating Bird Collisions with Power Lines: The State of the Art in 1994* (Avian Power Line Interaction Committee [APLIC] 1994) or the current edition of this manual.

results, and illustrated the effectiveness of cooperative efforts.

Although raptors remain a focal point of electrocution issues, utilities have found that many other birds also interact with electrical structures, and can reduce power reliability. Accordingly, this 2006 edition of *Suggested Practices* expands upon prior editions by addressing additional avian species. This edition also reflects utility efforts to improve configuration designs and to evaluate the effectiveness of various retrofitting options. The 2006 edition includes the following additions or updates:

- A new chapter on [regulations and permits related to migratory birds](#),
- Biological perspectives and information on [electrocution risk for non-raptor avian species](#), including [columbids](#), [corvids](#),<sup>3</sup> and [songbirds](#),
- Consideration of the [National Electric](#)

[Safety Code \(NESC\)](#) relative to suggested practices,

- An overview of [electrocution risks and mitigation measures associated with steel and concrete poles](#),
- Updated [recommendations for post-mounted configurations](#),
- A discussion of [perch discouragers and their proper use](#),
- An overview of [new avian protection devices](#) as well as their uses and installation<sup>4</sup>,
- A review of [bird-related outages](#),
- An updated [bibliography and literature review](#) (Appendix A),
- An appendix containing the voluntary [Avian Protection Plan Guidelines \(Guidelines\)](#) developed by APLIC and the United States Fish and Wildlife Service (USFWS) in 2005, as well as suggestions for developing and implementing an Avian Protection Plan (APP).

## ORGANIZATION OF THIS DOCUMENT

This book is intended for use by electric utilities, resource agencies and scientists worldwide. International literature is included, but it is primarily focused on North America. A brief synopsis of each chapter is listed below.

### Chapter 2: [The Issue](#)

Defines the avian electrocution problem, traces its history, and reviews the latest research on avian electrocutions and their prevention.

### Chapter 3: [Regulations and Compliance](#)

Reviews the major federal laws related to migratory birds and identifies potential permit requirements.

### Chapter 4: [Biological Aspects of Avian Electrocution](#)

Describes the range of avian/power line interactions and discusses the biological and environmental factors that influence avian electrocution risk.

### Chapter 5: [Suggested Practices: Power Line Design and Avian Safety](#)

Presents the reader with the background necessary to understand avian electrocutions from an engineering perspective, i.e., the design and construction of power facilities. Suggests ways to retrofit existing facilities and design new facilities to prevent or minimize avian electrocution risk.

<sup>3</sup> The corvid family includes crows, ravens, magpies, and jays.

<sup>4</sup> See the APLIC website ([www.aplic.org](http://www.aplic.org)) for a current list of avian protection product manufacturers.

**Chapter 6: Perching, Roosting, and Nesting of Birds on Power Line Structures**

Explores the benefits of power lines to raptors and other birds and proposes strategies for relocating nests or providing alternative nesting sites that minimize electrocution risk while maintaining safe and reliable electrical service. Discusses the use of devices intended to discourage perching versus modifying structures to be avian-safe. Provides an overview of bird-related outages and their impacts on reliability and operating costs.

**Chapter 7: Developing an Avian Protection Plan**

Presents the elements of an APP and provides guidance for APP implementation.

For literature citations from the text and additional useful references, see the [Appendix A Literature Cited and Bibliography](#) section. [Appendix B](#) contains a history of early agency actions that addressed the electrocution issue; [Appendix C Avian Protection Plan Guidelines](#); [Appendix D Glossary](#); and [Appendix E](#) a list of acronyms.

# Avian Power Line Interaction Committee

# Avian Power Line

THIS PAGE INTENTIONALLY LEFT BLANK

# Interaction Committee



## CHAPTER 2

## The Issue

## IN THIS CHAPTER

- Early Reports

- Suggested Practices: 1975, 1981, and 1996

- Electrocution Issues to Date

- The Outlook

This chapter defines the avian electrocution issue, traces its history, reviews the literature, introduces the latest research, and discusses approaches to solving the problem. Particular emphasis is placed on studies completed since the previous edition of *Suggested Practices* (1996). This chapter also includes an overview of the avian electrocution issue in other countries.

Raptors (birds of prey) are ecologically important and sensitive to toxic substances, habitat alteration and destruction, and persecution by humans. Inadvertent harm to raptors occurs where humans and raptors interact. The biological importance and environmental sensitivity of raptors have led to substantial academic and public interest in these birds and to the problem of electrocution. This has resulted in better protection and management for raptors and their habitats.

The electrocution issue began with raptors because their size, hunting strategy, and nesting preferences make them particularly vulnerable. However, decades of research have found that other species also incorporate utility structures into their lifecycles. The

interaction caused by perching, roosting, loafing, and nesting birds can result in electrocutions or power outages, each of which is receiving more attention from utilities, wildlife resource agencies, and the public.

In the United States, the federal government provides protection for migratory birds through several laws (see [Chapter 3](#)). Prominent among these are the Bald and Golden Eagle Protection Act (BGEPA) (16 U.S.C. 668–668C), the Migratory Bird Treaty Act (MBTA) (16 U.S.C. 703–712), and the Endangered Species Act (ESA) (16 U.S.C. 1531–1543). *Taking*<sup>5</sup> a bird protected by these laws can result in fines and/or imprisonment. Because electrocutions of protected birds on power lines are considered *takes* under the law, many utilities have acted

<sup>5</sup> In 50 CFR 10.12, *take* means “to pursue, hunt, shoot, wound, kill, trap, capture, or collect or attempt to pursue, hunt, shoot, wound, kill, trap, capture or collect.”

voluntarily and a few under duress to reduce electrocution mortality.

Another major impetus for action is the impact on the electric power network. Bird-caused outages reduce power reliability and increase power delivery costs (See [Bird-Related Outages, Chapter 6](#)). Some outages may impact only a few customers temporarily, yet they can still affect a utility's service reliability and customer guarantees. Larger outages can have dramatic consequences. For example, in 2004, several bird-related incidents resulted in power outages at the Los Angeles International Airport, which caused flight delays and threatened airport security. Wildlife-related outages in California alone are estimated to cost from millions to billions of dollars each year (Hunting 2002; Singer 2003; Energy and Environmental Economics, Inc. 2005). In a culture that depends on electronic devices, power outages can cause inconveniences to residential customers, mortal risks to those who need electricity for heat or life support systems, and major production losses for industrial and commercial customers.

The impact of electrocution on raptor populations, and avian populations in general, is poorly understood. Newton (1979:212) summarized the difficulty of addressing population impacts of raptors:

*The importance of different mortality causes is also poorly understood, partly because it is hard to find a sample that is representative of the whole population, and partly because of the operation of pre-disposing causes. Starvation, predation and disease are all recorded as causing deaths of raptors, as are various accidents and collisions, electrocution, shooting, trapping*

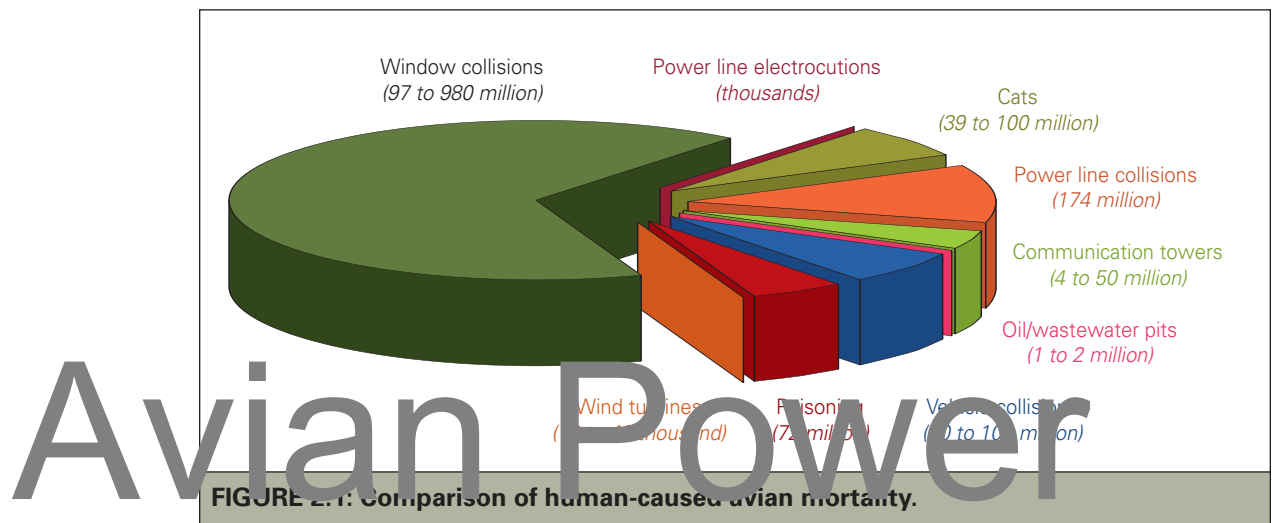
*and poisoning. The [banding] recoveries and post-mortem analyses which provide most information are inevitably biased towards deaths that occur from human action or around human habitation.*

Both direct and indirect mortality factors must be considered when studying raptor population dynamics. In addition to electrocution, Postivit and Postivit (1987) identified eight other human activities that affect birds of prey: (1) persecution,<sup>6</sup> (2) nest tree use and pollution, (3) agricultural development, (4) logging, (5) dam construction and water management, (6) energy and mineral development, (7) urbanization, and (8) recreation. Kochert and Steenhof (2002) identified the greatest threats to golden eagles (*Aquila chrysaetos*) in the United States and Canada as the adverse impacts of human activity, including collisions, electrocutions, shooting, and poisoning from lead or agricultural pesticides. Other human-related sources of mortality that impact birds in general include window and motor vehicle collisions, predation by domestic and feral cats, and collisions with power lines, communication towers, and wind generation facilities (National Wind Coordinating Committee [NWCC] 2001). Estimates of avian mortality due to these causes run in the millions annually, far greater than the estimated number of birds killed by electrocution (Figure 2.1).<sup>7</sup> Habitat destruction is thought to cause greater reductions in bird and other wildlife populations than any other factor, and is still the most serious long-term threat (Newton 1979; Wilcove et al. 1998; USFWS 2002).

<sup>6</sup> The term *persecution* was used by Postivit and Postivit (1987) to mean shooting. Persecution could also include poisoning and direct trapping.

<sup>7</sup> Figure 2.1 was generated using estimates of avian mortality from NWCC 2001, Curry and Kerlinger LLC: What Kills Birds? (<http://www.currykerlinger.com/birds.htm>), and the U.S. Fish and Wildlife Service: Migratory Bird Mortality (<http://www.fws.gov/birds/>). Avian mortality rates associated with electrocution are presented for various species in Chapter 4. The numbers provided in Figure 2.1 are gross estimates collected using different techniques and levels of accuracy, therefore this graph is intended only to provide a relative perspective of various sources of avian mortality.





# Avian Power Line Interaction Committee

Nevertheless, electrocution on power facilities remains a legitimate concern and a source of mortality that can be reduced. Electrocutions can be minimized through a variety of mitigation measures that include applying “avian-safe”<sup>8</sup> designs to new construction, and retrofitting existing lines

that pose an electrocution risk. It is in the interest of utility planners, biologists, and engineers to familiarize themselves with the issue and its dimensions, and to plan for and implement measures that identify and rectify existing and potential electrocution problems.

## EARLY REPORTS

Before the 1970s, raptor electrocutions had been noted by several researchers (Hallinan 1922; Marsh 1946; Dickerson 1957; Benson and Dickinson 1964; Edwards 1969; Coon et al. 1970), although the extent of the problem was not known. Surveys in Wyoming and Colorado during the 1970s found nearly 1,200 eagle mortalities that were due to poisoning, shooting from aircraft, and electrocution. Although most of these eagles had been shot, others had been electrocuted by contact with lines not designed with eagle protection in mind. In northeastern Colorado, 17 golden eagles, 1 red-tailed hawk (*Buteo jamaicensis*), and 1 great horned owl (*Bubo virginianus*) were found dead—all probably electrocuted, along 5.6 kilometers (km) (3.5 miles [mi]) of line

(Olendorff 1972a). Five golden eagles and 4 bald eagles (*Haliaeetus leucocephalus*) were found dead under a power line in Tooele County, Utah, and 10 of 41 electrocuted eagles were found along a line in Beaver County, Utah (Richardson 1972; Smith and Murphy 1972). Of 60 autopsied golden eagles in Idaho, 55% had been electrocuted (M. Kochert, pers. comm. in Snow 1973). In June of 1974, 37 golden eagles and 1 short-eared owl (*Asio flammeus*) were found dead under a line southwest of Delta, Utah (Benson 1977, 1981). In a review of bald eagle mortality data from 1960 to 1974, 4% of the eagle deaths were attributed to electrocution (total sample size not given) (Meyer 1980). Similar electrocution problems were also noted in

<sup>8</sup> The term *raptor-safe* has been used in previous editions of *Suggested Practices* to identify power poles that are designed or retrofitted to prevent raptor electrocutions. Because this edition of *Suggested Practices* encompasses many avian species, the term *avian-safe* is used.

New Mexico (Denver Post 1974), Oregon (White 1974), Nevada (U.S. Fish and Wildlife Service 1975a), Louisiana (Pendleton 1978), and Idaho (Peacock 1980).

Much of the information from the early 1970s was summarized by Boeker and Nickerson (1975). This 1971 summary documented 37 golden eagle deaths along a power line of just 88 poles in Moffat County, Colorado. Carcasses and skeletons of 416 raptors were found along 24 different 8 km

(5 mi) sections of power lines in six western states (Benson 1981). In Utah, U.S. Fish and Wildlife Service (USFWS) employees found the remains of 594 raptors (some dead up to five years) under 36 different distribution lines (spanning approximately 400 km [250 mi]). Of these carcasses, 64 were fresh enough to determine the cause of death: 87.5% had been electrocuted (R. Joseph, pers. comm. in Avian Power Line Interaction Committee [APLIC] 1996).

#### SUGGESTED PRACTICES: 1975, 1981, AND 1996

The eagle deaths documented in the western United States during the 1970s raised serious concern about raptors and electric power facilities. Industry, government, and conservation organizations began to work together to identify and solve the problem of raptor electrocution.<sup>9</sup> Agencies involved included the Rural Electrification Administration (REA; now the Rural Utilities Service [RUS]), U.S. Forest Service (USFS), Bureau of Land Management (BLM), USFWS, National Park Service (NPS), and Bureau of Indian Affairs (BIA). The USFWS began searching for lethal lines, while the REA began developing line modification methods to minimize eagle electrocutions. The Raptor Advisory Society and the Edison Electric Institute (EEI) initiated workshops, sought utility participation, raised funds, and began to develop ways to address the problem. In 1972, the REA published a bulletin describing causes of raptor electrocution resulting from certain grounding practices and conductor spacing. This bulletin (61-10) was revised in 1975 and again in 1979 to incorporate research conducted since each earlier edition, including revised inter-phase clearances (Figure 2.2) (U.S. REA 1979).<sup>10</sup> In the 1970s, the

USFWS also initiated a raptor mortality data bank to track electrocutions.

As data were gathered on the magnitude of raptor electrocution numbers during the early 1970s, regional meetings were held to familiarize industry and agency personnel with the problem. Several electric companies, most notably Idaho Power Company, had retained Morley Nelson<sup>11</sup> of Boise, Idaho, to begin testing the safety of new power line designs and to propose modifications of existing lines. These tests were instrumental in forming the basis for the first definitive work on the subject: *Suggested Practices for Raptor Protection of Power Lines* (Miller et al. 1975). This publication was widely circulated and used by both industry and government (Damon 1975; EEI 1975). For example, the BLM and other agencies began requiring “raptor-safe” construction as a condition of rights-of-way permits on federal land and explicitly stipulated that such actions be consistent with *Suggested Practices* (Olendorff and Kochert 1977).

Field tests of the recommendations contained in the 1975 edition of *Suggested Practices* led to a need for further documentation and evaluation, as some of the recommended dimensions were found inadequate. For

<sup>9</sup> Appendix B presents a history of individual and agency contributions.

<sup>10</sup> REA Bulletin 61-10 was the precursor to the *Suggested Practices* series.

<sup>11</sup> Morley was a cinematographer and pioneer in North American falconry. He filmed trained eagles, hawks, and falcons to study and demonstrate their behavior on a variety of utility pole configurations.

instance, the suggested 61 centimeters (cm) (24 inches [in]) height of the overhead perch was too high, and needed to be reduced to 41 cm (16 in) to keep birds from landing beneath the perch. New cover-up materials and conductor support schemes were also developed. In the 1981 edition of *Suggested Practices* (Oler et al. 1981), earlier recommendations were corrected and updated, and a complete literature review and annotated bibliography was provided. This edition of *Suggested Practices* was adopted (incorporated by reference at 7 CFR 1724.52(a)) by the REAs as their standard for raptor protection. *Suggested Practices* continues to be used by the FWS as a resource for mitigating problems in areas where birds are a concern.

By the mid-1990s, continued progress was being made in reducing raptor electrocution risks. Many utilities had had some participation in raptor enhancement or protection programs (Blew 1996). However, despite these efforts, electrocutions continued in North America and concerns remained over electrocution problems internationally (Lehman 2001). The 1996 edition of *Suggested Practices* refined recommendations from the previous editions, updated the literature review, offered suggestions for cooperative actions among agencies and utilities, and began to identify avian electrocution issues outside of North America.

In the past decade, great strides have been made in preventing avian electrocutions. Many utilities consider avian safety in new construction and continue to retrofit existing



**FIGURE 2.2: Golden eagle landing on avian-safe pole. Early research on avian electrocutions and pole modifications focused largely on golden eagles.**

© SHERRY AND JERRY LIGUORI

# Avian Power Line Interaction Committee

poles that pose electrocution risks. There is a growing variety of products and materials manufactured for avian protection (see [www.aplic.org](http://www.aplic.org)). Increased awareness within utilities has improved electrocution reporting and corrective actions. In 2005, APLIC-member utilities were surveyed to obtain information on utility programs, electrocution rates, bird-related outages, and progress made in avian protection efforts. Of survey respondents ( $n = 12$ ), most utilities had either an avian protection plan (69%) or policy (77%) (APLIC 2005). Survey respondents were asked to compare their utility's current avian protection efforts to those of 10 and 20 years ago. All utilities surveyed currently retrofit poles for avian protection, however, two decades ago only 31% retrofitted poles for birds. Likewise, the amount of money spent on avian protection efforts has increased substantially. Twenty years ago, half of the utilities surveyed did not have a budget for avian protection; whereas currently all utilities surveyed spend money on avian protection. In addition to expanding their avian protection efforts, many utilities noted that they have

experienced improved relationships with resource agencies. Communication with agencies was considered to be fair by the majority of utilities (45%) 20 years ago,

while 58% considered communication good 10 years ago, and 58% reported that they currently have excellent communication with wildlife resource agencies.

## ELECTROCUTION ISSUES TO DATE

### ELECTROCUTION ISSUES AND PROGRESS IN NORTH AMERICA

Recent literature indicates that electrocution continues to be a cause of mortality for various raptors in North America—particularly eagles and some hawks and owls. Because of increased awareness, non-raptor electrocutions are also being documented. The small number of comprehensive field surveys, however, limits the extent of our knowledge of electrocution mortality. Differences in the scope of electrocution studies and the type of data collected make it difficult to compare historic and current information. Additionally, little data exist that quantify the risk of electrocutions relative to other sources of avian mortality. Assessments that use data subsets or incidental reports for extrapolating results based on an estimated number of poles are inaccurate because electrocution risk is not uniformly distributed. Though quite difficult, systematic surveys over large areas can provide more accurate electrocution rate estimates.

Several recent studies have quantified avian electrocution rates. In a survey of over 70,000 poles in Utah and Wyoming in 2001 and 2002, 547 avian mortalities were found—32% of which were common ravens (*Corvus corax*), 21% buteos, 19% eagles, 6% passerines/small birds, 4% owls, 2% falcons, 2% waterbirds, and 14% unidentified (Liguori and Burruss 2003). In a survey of 3,120 poles in Colorado, 68 carcasses were discovered, including eagles (53%), hawks (23%), and corvids (7%) (Harness 2001). In a study of 4,090 poles in Montana, golden eagle electrocutions were documented at 4.4% of poles, 20 of which had electrocuted more than one eagle (Schomburg 2003). In Chihuahua, Mexico, studies in 2000 and

2001 documented an average annual electrocution rate of 1 bird per 6.5 concrete poles in non-urban areas (Cartron et al. 2005). In northern California and southern Oregon, confirmed and suspected avian electrocutions were documented at 0.9% of poles surveyed ( $n=11,819$ ) in 2004 and 2005 (PacifiCorp, unpubl. data). Of these mortalities, 48% were buteos, 27% owls, 11% eagles, 5% corvids, 5% unidentified raptors, 2% vultures, 1% harriers, and 1% herons.

Studies that have documented electrocutions through incident reports without systematic pole surveys provide conservative estimates of electrocution rates. Harness and Wilson (2001) documented 1,428 raptor electrocutions in a review of mortality records from utilities in the rural western United States from 1986 to 1996. From 1988 to 2003, 210 raptor electrocutions were documented in Nebraska (USFWS/Nebraska unpubl. data). In Montana, 32 golden eagle mortalities were confirmed from 1980 to 1981 (O’Neil 1988). From 1978 to 2004, nearly 800 electrocutions were reported by Alaska utilities to the USFWS (USFWS/Alaska, unpubl. data). Prior to 2000, most electrocutions reported in this database were of bald eagles, which accounted for 83% of reports from 1978 to early 2005. Other birds reported in Alaska include ravens, magpies, crows, owls, gulls, ospreys (*Pandion haliaetus*), and great blue herons (*Ardea herodias*).

Bald and golden eagles continue to be a focus of electrocution research in North America, with electrocution accounting for <1% to 25% of eagle deaths in various studies. The U.S. Geological Survey’s (USGS)


# Avian Power Line Interaction Committee

# Avian Power Line Interaction Committee

National Wildlife Health Laboratory (1985) reported that 9.1% of 1,429 dead bald eagles examined from 1963 to 1984 were electrocuted. In a summary of eagle mortalities from the early 1960s to the mid-1990s, electrocution accounted for 25% of golden eagle and 12% of bald eagle deaths (Franson et al. 1995). Electrocution accounted for 0.5% of deaths in a study of raptor mortality ( $n=409$ ) in California from 1983 to 1994 (Morishita et al. 1998). Of bald eagles banded in the Yellowstone area ( $n=4$ ), 20% died from electrocution or collision with power lines (Hartman et al. 1999). In Florida, 17% of bald eagle mortalities ( $n=309$ ) from 1963 to 1994 were due to electrocution (Forrester and Spalding 2003). Electrocution also accounted for 6% of eagle mortalities ( $n=27$ ) from a rehabilitation database in Florida from 1988 to 1994 (Forrester and Spalding 2003). Electrocution was the cause of death for 14.5% of bald and golden eagles evaluated ( $n=360$ ) from 1983 to 1998 in western Canada (Hayland et al. 2000). Of 61 eagle hawks collected in the Double Range of the Altamont Pass Wind Resource Area, California, from 1994 to 1997, 16% were electrocuted (Hunt et al. 1999). Of birds admitted to the Michigan Department of Natural Resources' MDNR Wildlife Disease Laboratory, the number electrocuted was low compared to other causes of death, and most often involved bald eagles, ospreys, and great horned owls (MDNR 2004; T. Cooley, pers. comm.).

The frequency of electrocutions and associated outages has been dramatically reduced in areas where concerted efforts have been made to retrofit or replace hazardous poles. The Klamath Basin of southern Oregon and northern California attracts one of the largest concentrations of wintering raptors in the lower 48 states. In the Butte Valley, an area of the Klamath Basin used extensively by raptors, 90 electrocuted eagles were found between 1986 and 1992 (PacifiCorp, unpubl.

data). During the 1990s, extensive pole retrofitting, using recommendations from previous editions of *Suggested Practices*, was completed in this area. Subsequently, in a comprehensive survey of poles in Butte Valley in 2004, only 4 eagle carcasses were found (PacifiCorp, unpubl. data). Likewise, following extensive retrofitting efforts in Worland, Wyoming, the number of eagle electrocutions fell from 49 birds in three years to 1 bird in three years (PacifiCorp, unpubl. data). In the Queen Charlotte Island of Canada where bird protection was installed on a large proportion of poles, the number of bird-related outages fell from 41 to 16 in two years (BC Hydro 1999). Similarly, in one year following the installation of protective devices on problem circuits in Vermont, animal- and bird-caused outages declined by 56% (Central Vermont Public Service 2002). Electrocution rates of Harris' hawks (*Parabuteo unicinctus*) near nests in Tucson, Arizona, fell from 1.4 electrocutions per nest in 2003 to 0.2 in 2004 (Dwyer 2004). Mortalities of other raptors, particularly buzzards, continue to occur in North America. The majority of APLIC-member utilities surveyed in 2005 cited red-tailed hawks as



**FIGURE 2.3: Rough-legged hawk perched on insulator.**

one of their most commonly electrocuted species (APLIC 2005). Southern California Edison records indicate that red-tailed hawks constitute about 75% of electrocuted raptors found along their distribution lines (D. Pearson, pers. comm.). Buteos accounted for 21.4% of electrocuted raptors found in Utah and Wyoming ( $n=547$ ), and included red-tailed hawks (7.5%), Swainson's hawks (5.9%) (*Buteo swainsoni*), ferruginous hawks (1.6%) (*B. regularis*), rough-legged hawks (0.2%) (*B. lagopus*), and unidentified buteos (6.2%) (Liguori and Parrus 2003) (Figure 2.3). In a 2004 survey of poles in the Buteo Valley of California, buteos accounted for 50% of suspected electrocutions ( $n=18$ ), 5 of which were red-tailed hawks (PacifiCorp, unpubl. data).

Osprey, a species that the 1995 edition of *Suggested Practices* considered “surprisingly rare” in electrocution records, has greatly increased in population over the past few decades (Sauer et al. 2004). Although records of osprey electrocutions remain infrequent, ospreys are nesting on power poles in growing numbers (USGS 2005; Wisconsin Department of Natural Resources 2003).

Consequently, many utilities throughout North America are spending considerable effort on osprey nest management (see Chapter 6).

Pelicans and wading birds, such as herons, egrets, ibises, and storks, have received increased attention from utilities, particularly in the southeastern United States. The lengthy wingspans and heights of these birds put them at risk of electrocution. Like other large birds, they may be electrocuted if they fly into lines mid-span and bridge two conductors. Although

waterbirds occur in large concentrations in the southeastern United States and along the Gulf Coast, common and widely distributed species, such as the great blue heron, may be encountered throughout North America.

Although raptor electrocutions typically occur in remote or rural areas, there is a growing awareness of avian electrocutions and outages in urban and suburban locations. In many cases, these interactions involve species that are not protected by the MBTA, i.e., European starling (*Stercor vulgaris*), house (English) sparrow (*Passer domesticus*), or rock doves (pigeons, *Columba livia*) (Figure 2.4). Regardless of their status, outages caused by these species can result in substantial costs to utilities and their customers.

Other protected species—such as jays, crows, ravens, magpies, kingbirds, and woodpeckers—may be common in developed areas and can interact with power lines. In suburban Tucson, Arizona, populations of Harris' hawks have increased and family groups of birds perch or nest on or near power poles. The monk parakeet (*Mypitta monachus*), introduced from South America, has presented an increasing problem for utilities in the United



**FIGURE 2.4. Flock of European starlings on power lines.**

States within the last decade. Their large communal nests can cause electrocutions, outages, and fires (see [Chapter 6](#)).

Increased awareness of avian electrocutions has led to improved reporting of all birds protected by the MBTA. Of APLIC-member utilities surveyed in 2005 ( $n=13$ ), 77% currently track electrocutions of all protected species (APLIC 2005). In contrast, ten years ago, most of these utilities only documented electrocutions of eagles, raptors, and other large birds, with only 25% reporting electrocutions of all protected species. Regardless of the species, conducting proactive remedial measures can provide the benefits of reduced mortality and improved reliability.

Since the 1996 edition of *Suggested Practices*, researchers have begun to identify electrocution risk and to quantify electrocution rates in parts of Mexico (Cartron et al. 2000, 2005, in press; Manzano-Fischer 2004). After numerous electrocuted ravens and raptors were detected under newly constructed distribution lines in northern Mexico in 1999, efforts to address this issue began. Surveys were conducted to assess the scope of the problem and to evaluate possible solutions along lines in northwestern Chihuahua, where the largest black-tailed prairie dog (*Cynomys ludovicianus*) town complex in North America remains (Cartron et al. 2000, 2005). The use of steel-reinforced concrete poles with steel crossarms in this area, coupled with raptor and raven populations attracted to the prairie dog town, increased the electrocution risk. Because the poles and steel crossarms are grounded, birds that perch on them can be electrocuted by touching one conductor (see [Chapter 5](#)). In addition, the voltage of distribution lines in Mexico is greater than in the United States, which may create an electrocution risk through arcing. Double dead-end poles pose a particular risk when energized jumper wires are mounted over the crossarms. The problem for raptors

such as red-tailed hawks, ferruginous hawks, and golden eagles is greatest during fall and winter and in areas with large prairie dog colonies (Cartron et al. 2005). For the Chihuahuan raven (*Corvus cryptoleucus*), the species most frequently electrocuted in this area, electrocutions occur throughout the year and peak during nesting and after fledging (J-L. Cartron, pers. comm.).

With the added incentive of reducing power outages, Mexico's Federal Utility Company (Comisión Federal de Electricidad; CFE) began to replace conductive steel crossarms with wood crossarms on concrete poles located within the prairie dog town. No dead birds were found at retrofitted concrete poles in a subsequent survey of this area (Cartron et al., in press). In 2002, non-governmental organizations (NGOs), academic institutions, government agencies, and the CFE took part in a workshop, *Avian Electrocutions on Power Lines in Mexico, 1<sup>st</sup> Workshop*, to address the electrocution problem in Mexico and develop solutions (CENE-SUMARNAT 2002). The workshop was the first meeting of its kind in Mexico, and identified bird electrocutions on distribution lines, collisions with transmission lines, nest construction, and fecal contamination of power lines and fiber cable as the main avian-related problems.

Although retrofitting of hazardous lines in Chihuahua and Sonora has been implemented, electrocutions still continue along other lines and the extent of the electrocution problem has yet to be determined in other parts of the country (Cartron et al., in press; Manzano-Fischer et al., in press). Agrupación Dodo is currently developing a training manual for CFE maintenance crews. From this they expect to improve data collection on electrocuted birds. All future information will be collected in a national database to help identify problem areas and poles, to support more efficient remedial action.

# Avian Power Line Interaction Committee

The CFE has also begun installing bird flight diverters on some transmission lines in coastal areas to minimize bird collisions, and has installed devices on transmission towers to prevent fecal contamination of insulators by roosting vultures.

In Canada, utilities have documented avian electrocutions and typically retrofit high-risk poles as needed. Manitoba Hydro has surveyed power lines and poles to document bird use and to estimate electrocution and collision mortality rates (G.M. Platt, personal communication). ATCO Electric helped fund an electrocution study with the University of Alberta (Platt 2005). The goals of this study were to quantify raptor electrocution rates, determine the species affected, and identify pole configurations that present the greatest risk.

Since the 1996 edition of *Suggested Practices* several landmarks regarding avian electrocution have occurred: (1) an electric utility has been prosecuted for avian electrocutions, (2) settlement agreements over avian electrocutions have been reached between utilities and USFWS, (3) Avian Protection Plan Guidelines were collaboratively developed by utilities and USFWS, and (4) the focus of electrocution issues broadened to include non-raptor species. In 1997, the USFWS prosecuted Moon Lake Electric Association (MLEA) for violations of the MBTA and BGEPA. For the electrocutions of 12 eagles, 4 hawks and 1 owl in Colorado, MLEA was sentenced to three years probation for six violations of the MBTA and seven violations of the BGEPA. In addition, MLEA paid a \$50,000 fine, donated \$50,000 to raptor conservation efforts, entered into a Memorandum of Understanding (MOU) with the USFWS, and developed a plan to reduce raptor electrocution risk on its facilities. The MLEA case brought heightened attention to raptor electrocution issues from both utilities and agencies. Prior to the MLEA case, fines had been levied against two electric

utilities, one in 1993 and the other in 1998, for violations of the MBTA and BGEPA.

In 2005, APLIC and the USFWS published the voluntary Avian Protection Plan Guidelines (Guidelines) to aid utilities in developing programs, policies, and procedures to reduce bird mortality on power lines while enhancing service reliability (see Chapter 7 and Appendix C). Just as the Guidelines were developed in a cooperative manner, the creation of Avian Protection Plans (APPs) by individual utilities is intended to be voluntary, but does involve collaboration with the USFWS and other agencies.

## INTERNATIONAL EFFORTS

### Workshops

Avian interactions with power lines are global issues. In recent years, awareness of these issues has increased and several international avian conferences have dedicated special sessions to avian/power line interactions. In 1996, the Raptor Research Foundation organized the 2<sup>nd</sup> International Conference on Raptors in Urbino, Italy. This conference was unique because it included a symposium on energy development with presentations on avian electrocutions from South Africa, Spain, Australia, Russia, and Italy. Papers were also presented on bird/energy line collisions, and electric and magnetic fields.

In 1998, the 5<sup>th</sup> World Conference on Birds of Prey and Owls was held in South Africa and included a session on the impacts of electrical utility structures on raptors. In 2001, the 4<sup>th</sup> Eurasian Congress on Raptors was held in Seville, Spain, also with a special session on avian electrocutions. Presentations identified electrocution issues in Mexico, Russia, and Spain. Positive influences from nesting on utility structures were reported in Mongolia and Spain. A field trip was conducted to Doñana National Park where power lines have been retrofitted to prevent electrocutions of Spanish imperial eagles (*Aquila adalberti*). In



2003, the 6<sup>th</sup> World Conference on Birds of Prey and Owls was held in Hungary where papers on avian electrocutions were presented from the Slovak Republic, Bulgaria, and Hungary.

### Addressing the Issue

The challenges faced outside the United States are often disparate. International distribution line construction often includes the use of grounded metal/concrete poles with metal crossarms that present high electrocution risk to birds and can be difficult to retrofit. Additionally, some countries lack the resources to build power lines that minimize electrocution risks to birds, resulting in increased animal contacts and power outages. Like the United States, many countries have programs that range from being reactive to proactive, designed to address electrocutions.

A model program addressing avian electrocutions on power lines exists in South Africa, with a partnership between Eskom, the national electricity supplier, and the Endangered Wildlife Trust (EWT) (C.S. van Rooyen, pers. comm.). The partnership deals specifically with bird collisions, electrocutions, bird pollution and streamers, and nesting-caused electrical outages. The EWT acts as a consultant to the utility, focusing on reducing negative interactions between wildlife and electrical structures by systematically managing avian interaction problems. Eskom staff act on the EWT's advice to address problems encountered in the course of everyday utility duties. A comprehensive research program is also supported that includes raptor electrocution risk assessments of existing power lines, investigations of faulting mechanisms, and the impacts of power lines on sensitive bird species. Several million dollars are invested annually into Eskom's combined research and mitigation programs. The partnership has also initiated programs in other parts of Africa that assist with impact assessments of new lines in

Namibia and Botswana. Environmental personnel from other electrical utilities in the Southern African Development Community are being trained to establish other cooperative management initiatives in Africa.

Retrofitting power lines in Doñana National Park to prevent electrocutions of Spanish imperial eagles is one of Spain's conservation success stories. Between 1991 and 1999, high-risk power line towers were modified, considerably reducing the number of raptor electrocutions. The Spanish Government (Ministry for the Environment) is currently preparing a Royal Decree to establish protective measures to prevent bird collisions (A.C. Cardenal, pers. comm.). There are 17 local governments in Spain and most have cooperative agreements with their electric companies for reducing the impact of power lines on birds. Recovery plans for endangered species, such as Bonelli's eagle (*Hieraetus fasciatus*) and bearded vulture (*Gypaetus barbatus*) include measures to mitigate interactions with power lines. Nearby, in the early 1990s, Portugal embarked on a program to deal with large numbers of white storks (*Ciconia ciconia*) on transmission towers by preventing nesting in dangerous areas and encouraging nesting on platforms generally located on the towers (C. A. van Rooyen, pers. comm.).

In 2002, Germany responded to bird electrocutions by passing a Federal Nature Conservation Act to provide avian protection (D.G. Haas, pers. comm.). This regulation states, "all newly erected power poles and technical structures in the medium voltage range have to be designed to protect birds. Power poles and technical hardware in the medium voltage range that are already in use and pose a high risk to birds are to be retrofitted to exclude electrocution as a threat within the next 10 years." Raptor-friendly construction standards also have been published by NABU-German Society for Nature Conservation in *Suggested Practices for Bird Protection on Power Lines* (NABU 2002).

# Avian Power Line Interaction Committee

The brochure contains the technical standards necessary for avian-safe construction as well as mitigation measures for medium voltages. Although electrocutions do occur in the United Kingdom (J. Parry-Jones, pers. comm.) and northern Europe (K. Bevanger, pers. com.), less is known about their mitigation efforts.

Eastern European countries are also addressing avian electrocution risks. The State Nature Conservancy of the Slovak Republic is partnering with three Slovakian energy companies to improve mitigation strategies and develop avian-safe configuration standards for new construction (M. Adamec, pers. comm.). The State Nature Conservancy also monitors power lines to help identify areas in need of proactive retrofitting, and is preparing a long-term strategy for Eastern Slovakia to retrofit all medium-voltage structures over the next 10 years. In Hungary, MME BirdLife-Hungary is working with utilities to identify and mitigate problems and to design safe utility configurations (G. Demeter, pers. comm.). Avian electrocution is also acknowledged as a serious problem in Bulgaria, with 50% of the country's poles posing a risk to raptors (S. Stoychev, pers. comm.). The Bulgarian Society for the Protection of Birds/BirdLife Bulgaria (BSPB) is addressing the issue. The BSPB is working with some of the Bulgarian electric companies, providing information on rare species' breeding and foraging grounds, migration routes, and possible solutions to reducing electrocution problems. Protective devices are being deployed as part of a pilot project to determine their effectiveness in reducing mortality and associated power outages. In 2004, the BSPB also implemented an electrocution

study in several "Important Bird Areas" (IBAs).

Less is known about avian electrocution issues in Russia and Asia. In Russia, it has been reported that high-risk power lines exist and eagles have been electrocuted, especially in the Kazakhstan steppes and deserts. One report estimates that 10% of the USSR population of steppe eagles (*Aquila nipalensis*), primarily juvenile or subadult birds, is electrocuted each year in the northern Caspian areas (V. Moseikin, pers. comm.). Given these reports, it is vital to determine the scope of the problem and develop cooperative strategies with the local power companies. Avian interactions with power lines have also been reported in Australia (B. Brown, pers. comm.) and New Zealand. Although Tasmania Hydro participated in the production of the *Raptors at Risk* electrocution video, little is known about the scope of the problem in Australia.

Except for Israel, the extent of avian electrocutions is relatively unknown in the Middle East. The Israel Birds of Prey Research and Conservation Project, the Israel Electric Corporation, the Israel Nature Reserves and Parks Authority, and the Society for the Protection of Nature in Israel work closely together to address electrocution issues (C. Bahar, pers. comm.). Through their efforts, electrocution "hot spots" have been identified and retrofitted, significantly reducing bird electrocutions while improving service reliability. Presently they are developing a Geographic Information System (GIS)-based program to avoid siting future lines in IBAs.

Little information is available about retrofitting efforts in Central and South America, although avian interactions with power lines have been documented in Brazil (P. Américo, pers. comm.).

## THE OUTLOOK

Since the first edition of *Suggested Practices* in 1975, there has been considerable progress in identifying electrocution hazards and developing solutions. In the decade since the 1996

edition, utilities and resource agencies have made significant strides in communicating and collaborating on avian/power line issues. A product of this collaboration was the

development of Avian Protection Plan Guidelines by APLIC and the USFWS in 2005 (Appendix C). The Guidelines, which are intended to help utilities develop their own APPs, focus on reducing bird mortality and improving power system reliability by identifying the key policies and practices to achieve these goals. Voluntary cooperation among electric utilities and agencies has improved communication and will benefit participants through reduced avian mortality and enhanced power reliability.

Avian mortality, particularly raptor mortality, continues to play an important role in federal land management decisions. Avian protection measures are often mandated as part of permitting and licensing requirements by most federal agencies in the United States, including the BLM, USFS, and USFWS. In addition, the Federal Energy Regulatory Commission (FERC) routinely includes special articles mandating raptor protection on power lines in licenses for hydroelectric projects (FERC 1999).

Although utilities have worked for several decades to make lines on federal lands safe for raptor use, they now face an interesting

challenge in areas with sage-grouse (*Centrocercus spp.*), prairie chickens (*Tympanuchus spp.*), mountain plovers (*Charadrius montanus*), Utah prairie dogs (*Cynomys parvidens*), and desert tortoises (*Gopherus agassizii*). In some cases, land management agencies have requested that raptors and corvids be prevented from perching on power lines where these rare or endangered species are found (Figure 2.5).

The goal of such efforts is to reduce predation, although the actual impact of raptors hunting from poles on populations of these species has not been adequately studied, quantified, or verified. Utilities that attempt to discourage raptors from using portions of a power line, as well as agencies requiring such actions, should be aware of several important points: (1) perch discouragers are intended to move birds from an unsafe location to a safe location and do not prevent perching, (2) predation can occur regardless of the presence of a power line, (3) raptors and corvids prey upon mammalian predators of sage-grouse and prairie chickens, and (4) electrocution risk may be increased if perch discouragers are installed on long consecutive spans without providing alternative perch

# Avian Power Line Interaction Committee



**FIGURE 2.5:** Perch discouragers have been installed on utility poles to prevent raptors or corvids from preying upon sensitive species. However, this is not recommended, as perch discouragers are intended to manage where birds perch, not to entirely prevent perching.

sites (because this may cause birds to perch on exposed pole-mounted equipment). Utilities and agencies should work together to identify predation risk to sensitive species that results from raptor and corvid use of poles; determine retrofitting methods that are appropriate, effective, and commensurate with the level of risk; and develop best management practices or guidelines.

As the human population grows and energy demands increase, new power lines will inevitably be built. Since overhead power lines will continue to be built in avian habitat, and because perching on power line structures involves some degree of risk, electrocutions will occur in the future. In addition, increasing populations of some avian species in North America, such as bald eagles, ospreys, monarch parakeets, and some corvids, present utilities with a growing need to reduce avian electrocutions or nests on power poles. Electrocution problems may be most severe on those continents that contain large, expanding

human populations (Africa, South America, and Asia) (Bevanger 1994a). Raising global awareness of avian electrocution problems and solutions remains a priority and a challenge for conservation organizations. For utilities, the use of avian-safe designs and construction techniques (see [Chapter 5](#)) for distribution systems will help reduce future electrocution problems. Much retrofitting work also remains for existing high-risk lines worldwide.

The 2006 edition of *Suggested Practices* contains a new section on [concrete poles](#). These poles can pose serious electrocution hazards and are increasingly being used worldwide. In addition, a Spanish translation of *Suggested Practices* is intended to provide this resource to those in Spanish-speaking countries. The authors hope that *Suggested Practices* will continue to promote an awareness of avian interactions with power facilities and provide a range of electrocution prevention solutions that can be used throughout the world.

# Avian Power Line Interaction Committee



CHAPTER 3

# Regulations and Compliance

IN THIS CHAPTER

Overview of Existing Laws

Permits

OVERVIEW OF EXISTING LAWS

Three federal laws in the United States protect almost all native avian species and prohibit “taking,” or killing, them. The Migratory Bird Treaty Act (MBTA) protects over 800 species of native, North American migratory birds. The Bald and Golden Eagle Protection Act (BGEPA) provides additional protection to both bald and golden eagles. The Endangered Species Act (ESA) applies to species that are federally listed as threatened or endangered. This chapter provides an overview of each of these laws and the permits that may be required for nest management, carcass salvage, or other bird management purposes.

**T**he Migratory Bird Treaty Act of 1918 (MBTA) (16 U.S.C. 703–712), which is administered by United States Fish and Wildlife Service (USFWS) is the legal cornerstone of migratory bird conservation and protection in the United States. The MBTA implements four treaties that provide international protection for migratory birds. It is a strict liability statute meaning that proof of intent is not required in the prosecution of a “taking”<sup>12</sup> violation. Most actions that result in *taking* or possessing (permanently or temporarily) a protected species can be violations.

The MBTA states: “Unless and except as permitted by regulations . . . it shall be unlawful at any time, by any means, or in any manner to pursue, hunt, take, capture, kill . . . possess, offer for sale, sell . . . purchase . . . ship, export, import . . . transport or cause to be transported . . . any migratory bird, any part, nest, or egg of any such bird, or any product . . . composed in whole or in part, of any such bird or any part, nest, or egg thereof. . .”

A 1972 amendment to the MBTA provided legal protection to birds of prey (e.g., eagles, hawks, falcons, owls) and corvids (e.g., crows, ravens). The MBTA currently protects 836 migratory bird species, including waterfowl, shorebirds, seabirds, wading birds, raptors, and songbirds. Generally speaking, the MBTA protects all birds native to North America, and excludes house (English) sparrows (*Passer domesticus*), European starlings

<sup>12</sup> “Take” in this context means to pursue, hunt, shoot, wound, kill, trap, capture, or collect, or attempt to pursue, hunt, shoot, wound, kill, trap, capture, or collect.

(*Sturnus vulgaris*), rock doves (or common/feral pigeons, *Columba livia*), monk parakeets (*Myiopsitta monachus*), any other species published in the Federal Register, and non-migratory upland game birds. The list of migratory bird species protected under the MBTA appears in Title 50 of the Code of Federal Regulations part 10.13 (50 CFR 10.13) and is available online at [www.access.gpo.gov/nara/cfr/waisidx\\_03/50cfr10\\_03.html](http://www.access.gpo.gov/nara/cfr/waisidx_03/50cfr10_03.html).

An individual who violates the MBTA by taking a migratory bird may be fined up to \$15,000 and/or imprisoned for up to six months for a misdemeanor<sup>13</sup> violation. An individual who knowingly takes any migratory bird with the intent to sell, offer to sell, barter, or offer to barter such bird or who knowingly sells, offers for sale, barter, or offers to barter any migratory bird is subject to a felony violation which is subject to a fine of up to \$250,000 and/or imprisonment for up to two years.

Under the authority of the Bald and Golden Eagle Protection Act of 1940 (BGEPA) (16 U.S.C. 668–68d) bald (*Haliaeetus leucocephalus*) and golden (*Aquila chrysaetos*) eagles are given additional legal protection. *Take* under the BGEPA is defined as “to pursue, shoot, shoot at, poison, wound, kill, capture, trap, collect, molest or disturb.” Violators of the Act’s *take* provision may be fined up to \$100,000 and/or imprisoned for up to one year. The BGEPA has additional provisions where, in the case of a second or subsequent conviction, penalties of up to \$250,000 and/or two years imprisonment may be imposed.

The **Endangered Species Act (ESA)** (16 U.S.C. 1531–1544) was passed by Congress in 1973 to protect our nation’s native plants and animals that were in danger of becoming extinct and to conserve their habitats. Federal

agencies are directed to use their authority to conserve listed species, as well as “candidate”<sup>14</sup> species, and to ensure that their actions do not jeopardize the existence of these species. The law is administered by two agencies, (1) the USFWS and (2) the Commerce Department’s National Marine Fisheries Service (NMFS). The USFWS has primary responsibility for terrestrial and freshwater organisms, while the NMFS has primary responsibility for marine life. These two agencies work with other agencies to plan or modify federal projects to minimize impacts on listed species and their habitats. Protection is also achieved through partnerships with the states, with federal financial assistance, and a system of incentives that encourage state participation. The USFWS also works with private landowners by providing financial and technical land management assistance for the benefit of listed and other protected species. To obtain a list of all federally listed (threatened and endangered) birds, or all federally listed animals and plants, consult 50 CFR parts 17.11 and 17.12.

This list is available online at [www.fws.gov/endangered/wildlife.html](http://www.fws.gov/endangered/wildlife.html).

Section 9 of the ESA makes it unlawful for a person to *take* a listed species. *Take* under the ESA is defined as “to harass, harm, pursue, hunt, shoot, wound, kill, trap, capture, or collect or attempt to engage in any such conduct.” The regulations define the term “harm” as “an act that actually kills or injures wildlife by significantly impairing essential behavioral patterns, including breeding, feeding, or sheltering.” Unlike the MBTA and the BGEPA, the ESA authorizes the USFWS to issue permits for “incidental take” (*take* that results from an otherwise legal activity).

Section 10 of the ESA allows for “Habitat

<sup>13</sup> A *misdemeanor* is a crime that is punishable by less than one year imprisonment. A *felony* is a serious crime punishable by incarceration for more than a year.

<sup>14</sup> *Candidate* species are those which may be added to the list of threatened and endangered species in the near future.

Conservation Plans” for endangered species on private lands or for the maintenance of facilities on private lands. This provision helps private landowners incorporate conservation measures for listed species into their land and/or water development plans. Private landowners who develop and implement approved habitat conservation plans can receive incidental take permits that allow their development to proceed.

In addition to federal regulations, individual states may also have bird-protection regulations. A utility should consult with its respective state resource agency(ies) to determine what regulations apply and if permits are required.

Although the MBTA and BGEPA have no provision for allowing *take*, the USFWS realizes that some birds will be killed even if all

reasonable measures to avoid it are used. The USFWS Office of Law Enforcement carries out its mission to protect migratory birds through investigations and enforcement, as well as by fostering relationships with individuals, companies, and industries that have programs to minimize their impacts on migratory birds. Since a *take* cannot be authorized, it is not possible to absolve individuals, companies, or agencies from liability even if they implement avian mortality avoidance or similar conservation measures. However, the Office of Law Enforcement does have enforcement discretion and focuses on those individuals, companies, or agencies that *take* migratory birds without regard for their actions and the law, especially when conservation measures had been developed but had not been implemented.

## PERMITS

Federal and/or state permits may be required for activities related to species protected by the MBTA, BGEPA, ESA, or state laws. A utility should consult with resource agencies to determine if permits are required for operational activities that may impact protected avian species. Special Purpose or related permits are required for activities such as nest relocation, temporary possession, depredation, salvage/disposal, and scientific collection.

Utilities are encouraged to contact their regional USFWS Migratory Bird Permit Office to identify permit requirements and obtain permit applications (See [Avian Protection Plan Guidelines, Appendix C](#), for contact information). In addition, utilities should obtain information regarding state-required permits from their state’s resource agency.

### MIGRATORY BIRD PERMITS

USFWS regional offices administer permits for the following types of activities: falconry, raptor propagation, scientific collecting, rehabilitation, conservation education, migratory

game bird propagation, salvage, take of depredating birds, taxidermy, and waterfowl sale and disposal. These offices also administer the permits authorized by the BGEPA.

The Division of Migratory Bird Management develops migratory bird permit policy and the permits themselves are issued by the Regional Migratory Bird Permit Offices. The regulations governing migratory bird permits can be found in 50 CFR part 13, General Permit Procedures ([www.access.gpo.gov/nara/cfr/waisidx\\_03/50cfr13\\_03.html](http://www.access.gpo.gov/nara/cfr/waisidx_03/50cfr13_03.html)), and 50 CFR part 21, Migratory Bird Permits ([www.access.gpo.gov/nara/cfr/waisidx\\_03/50cfr21\\_03.html](http://www.access.gpo.gov/nara/cfr/waisidx_03/50cfr21_03.html)).

In 2003, the USFWS released a memorandum regarding the destruction of nests of species protected under the MBTA (see [Appendix C](#) or [www.fws.gov/permits/mbpermits/PoliciesHandbooks/MBPM-2.nest.pdf](http://www.fws.gov/permits/mbpermits/PoliciesHandbooks/MBPM-2.nest.pdf)). The memo clarified that the definition of *take* under the MBTA applies to active nests (containing eggs or young). The collection, possession, and transfer of possession of

# Avian Power Line Interaction Committee

inactive bird nests are also illegal under the MBTA; however, the destruction of nests that do not contain eggs or birds is not illegal. This, however, **does not** apply to eagles or species listed under ESA, whose active and inactive nests may not be destroyed. The memo also stated that the USFWS may issue permits for the removal of occupied nests when public safety is at risk.

### EAGLE PERMITS

Under the BGEPA, the USFWS issues permits to *take*, possess, and transport bald and golden eagle for scientific, educational, Native American religious purposes, depredation, and falconry (golden eagles). No permit authorizes the sale, purchase, barter, trade, importation, or exportation of eagle, eagle feathers, or any of their parts, nests, or eggs. The regulations governing eagle permits can be found in 50 CFR part 13, General Permit Procedures ([www.access.gpo.gov/nara/cfr/waisidx\\_03/50cfr13\\_03.html](http://www.access.gpo.gov/nara/cfr/waisidx_03/50cfr13_03.html)) and 50 CFR part 22, Eagle Permits ([www.access.gpo.gov/nara/cfr/waisidx\\_03/50cfr22\\_00.html](http://www.access.gpo.gov/nara/cfr/waisidx_03/50cfr22_00.html)).

### ESA CONSULTATIONS/ HABITAT CONSERVATION PLANS

When power companies propose to construct power generation or transmission facilities or related equipment on federal lands, they must first consult with the USFWS through Section 7 of the ESA. Before initiating an action, the federal agency owning the land or its non-federal permit

applicant (e.g., a power company), must ask the USFWS to provide a list of threatened, endangered, proposed, and candidate species and designated critical habitats that may be present in the project area. The USFWS has developed a handbook describing the consultation process in detail, which is available at [www.fws.gov/endangered/consultations](http://www.fws.gov/endangered/consultations).

When non-federal activities (activities not on federal lands and/or lacking a federal nexus such as federal funding or a federal permit) will *take* threatened or endangered species, an Incidental Take Permit (ITP) is required under Section 10 of the ESA. Some states may also have regulations that require permits or conservation plans. Approval of an ITP issued in conjunction with a Habitat Conservation Plan (HCP) requires the Secretary of Interior to find, after an opportunity for public comment, that among other things, the *taking* of ESA protected species will be incidental and that the applicant will, to the maximum extent practicable, minimize and mitigate the impact of such *taking*. An HCP must accompany the application for an ITP. The HCP associated with the permit is to ensure that conservation measures are adequate for avoiding jeopardy to the species. Information about consultations and HCPs can be obtained from the nearest USFWS Ecological Services Field Office, generally located in each state. A list of those offices and their phone numbers can be accessed at [www.fws.gov/info/pocketguide](http://www.fws.gov/info/pocketguide).

# Avian Power Line Interaction Committee





## CHAPTER 4

# Biological Aspects of Avian Electrocution

## IN THIS CHAPTER

- Susceptibility of Different Birds to Electrocution

- Factors Influencing Electrocution Risk

- Identifying Evidence of Electrocution

- Scavenging Rates of Carcasses

Minimizing avian electrocutions requires an understanding of the biological, engineering, and environmental factors that influence risk. This chapter identifies the causes of bird electrocutions and focuses on the factors that predispose raptors to electrocution.

Bird electrocutions on power lines result from three interacting elements: biology, environment, and engineering. The biological and environmental components that influence electrocution risk include body size, habitat, prey, behavior, age, season, and weather.

- Body size is one of the most important characteristics that make certain species susceptible to electrocution. Outstretched wings or other body parts that span the distance between energized conductors make electrocution risk much greater for large birds; however, small birds can be electrocuted on closely spaced energized equipment such as transformers.
- Habitat is a key factor influencing avian use of poles. In open areas lacking natural perches, power poles provide sites for hunting, feeding, resting, roosting, or nesting.

- Habitats with abundant prey may also attract predatory birds.
- Territorial, nesting, and other behavioral characteristics may bring multiple birds to a pole, increasing electrocution risk.
- Young birds may be more susceptible to electrocution because they are inexperienced and less agile at taking off and landing on poles.
- Local changes in species distribution and abundance during breeding, migration, or wintering can result in a seasonal variation in electrocution rates.
- Wet weather can increase electrocution risk, as wet feathers are electrically more conductive than dry feathers.
- Finally, configurations with closely spaced energized phase conductors and grounded wires are more readily bridged by birds, causing electrocutions (see [Chapter 5](#)).

# Interaction Committee

Of the 31 species of diurnal raptors and 19 species of owls that regularly breed in North America, 29 have been reported as electrocution victims. Electrocutions have also been reported in over 30 non-raptor

North American species, including crows, ravens, magpies, jays, storks, herons, pelicans, gulls, woodpeckers, sparrows, kingbirds, thrushes, starlings, pigeons, and others.

## SUSCEPTIBILITY OF DIFFERENT BIRDS TO ELECTROCUTION

### RAPTORS

#### Accipiters


The three North American accipiters—sharp-shinned hawk (*Accipiter striatus*), Cooper's hawk (*A. cooperii*), and northern goshawk (*A. gentilis*)—typically inhabit forested areas. Because natural perches are abundant in these habitats, accipiters are more likely to perch in trees than on the exposed perches provided by electric transmission and distribution facilities. Consequently, forested habitats generally have fewer reported raptor electrocutions than do open habitats (Savittier 1977; Benson 1981). In a survey of over 70,000 power poles in various habitats throughout Utah and Wyoming, no electrocutions were found on the 1,500 poles surveyed in forested areas (PacifiCorp, unpubl. data).

Of 2,711 combined electrocution records from six studies (O'Neil 1988; Harness 1996; Idaho Power Co., unpubl. data; Harness and Swainson 2001; Dwyer 2001; USFWS/Nebraska, unpubl. data), 4 electrocutions were northern goshawks and 4 were Cooper's hawks. Of 40 radio-tagged Cooper's hawks in Arizona, 1 (a male) was electrocuted (Mannan et al. 2004). Northern goshawks accounted for <5% of raptor mortality in both Germany ( $n=567$ ) and France ( $n=686$ ) (Bayle 1999). In Spain, goshawks accounted for <10% of

electrocutions in several studies: 0.4% of electrocutions documented by Ferrer et al. (1991) ( $n=233$ ), 1.1% of electrocutions documented by Janss (2000) ( $n=467$ ), and between 5% and 10% of electrocutions documented by Bayle (1999) ( $n=282$ ).

#### Buteos

Buteos comprise the largest non-eagle group of raptors that is electrocuted on power lines. In particular, red-tailed (*Buteo jamaicensis*), ferruginous (*B. regalis*), Swainson's (*B. swainsoni*), and rough-legged (*B. lagopus*) hawks occur in open habitats and commonly perch on power poles and towers (Figure 4.1). Combined electrocution mortality of these four hawks has ranged between 5% and 48% of reported electrocutions in a number of studies (e.g., Ansell and Smith 1980; Peacock 1980; Benson 1981; O'Neil 1988; PacifiCorp, unpubl. data; USFWS/Nebraska, unpubl. data). In



**FIGURE 4.1:** Ferruginous hawk taking off from a distribution pole.

Utah and Wyoming, buteo electrocutions exceeded eagle electrocutions (21% vs. 19%;  $n=547$ ) (Liguori and Burruss 2003).

Red-tailed hawks were the most commonly electrocuted buteo in this study (7.5%), followed by Swainson's hawks (5.9%), ferruginous hawks (1.6%), and rough-legged hawks (0.2%). In Nebraska, red-tailed hawks accounted for 11% of electrocutions ( $n=199$ ) from 1988 to 2003 (USFWS/Nebraska, unpubl. data). In addition, rough-legged hawks comprised 0.5% of electrocutions in this data set. Red-tailed hawks comprised 37% of avial mortalities ( $n=100$ ) in northern California and southern Oregon from 2004 and 2005 (PacifiCorp, unpubl. data). In Chihuahua, Mexico, the red-tailed hawk was the second most frequently electrocuted species (after Chihuahuan dove [*Corvus cryptoleucus*]), accounting for 15% of mortalities ( $n=178$ ) (Cartron et al. 2005).

Although these four buteos comprise a large proportion of electrocuted birds, their mortality rate due to electrocutions is low compared to other causes of death and has ranged from 5% to 13% in a number of studies. For example, in an analysis of 163 red-tailed hawk carcasses, 4% died from electrocution (Frisvold et al. 1996). Electrocution was the cause of death for 13% of rough-legged hawks ( $n=8$ ), 11% of ferruginous hawks ( $n=9$ ), 3% of Swainson's hawks ( $n=37$ ), and no red-tailed hawks ( $n=31$ ) that were admitted to the Colorado State University Veterinary Teaching Hospital (Wendell et al. 2002). The low overall electrocution rate (3%) of birds in this study ( $n=409$ ) was attributed to two factors: electrocuted birds are unlikely to survive, be detected, and brought to a rehabilitation facility; and, the frequency of electrocutions may be declining due to modification of power poles.

Electrocution records for other buteos are uncommon. Red-shouldered hawk (*Buteo lineatus*) electrocutions have been documented

in Florida (J. Lindsay, pers. comm.) and California (M. Best, pers. comm.). Although documented, electrocution of the common black-hawk (*Buteogallus anthracinus*) is rare (Schnell 1980, 1994). The Harris' hawk (*Parabuteo unicinctus*) is a uniquely social raptor that resides in family groups of multiple individuals and commonly uses power poles (Bednarz 1995). Eight cases of electrocution were reported by Whaley (1986) in the Sonoran Desert of southern Arizona, but the author thought these additional electrocutions probably went unreported. In and near Tucson, Arizona, between 1991 and 1994, 63% of Harris' hawk mortalities with known causes ( $n=177$ ) were due to electrocution (Dawson and Mannan 1994). Electrocution was suspected as the cause of death for an additional 44 carcasses. In 2003 and 2004, 75 electrocuted Harris' hawks were found in the metropolitan Tucson area, 29 of which were within 300 meters (m) (1,000 feet [ft]) of a nest (Dwyer 2004). Following the retrofitting of hazardous poles in this area, the electrocution rate per nest fell from 1.4 in 2003 to 0.2 in 2004.

#### Other Diurnal Raptors

Small diurnal raptors (e.g., American kestrel [*Falco tinnunculus*], *F. columbarius*), and most "vites" with wingspans less than 102 centimeters (cm) (40 inches [in]) generally cannot span the distance between two electric conductors (see Figures 4.11, 4.12 and Table 4.1 for an illustration of avian wingspans). However, electrocution of smaller raptors may be underestimated since they are less noticeable than large birds and because scavengers may consume or remove them before they are found. Small raptors are probably more at risk on poles with transformers or other equipment where only inches of spacing exist between energized and grounded parts. Although uncommon, records of electrocutions do exist for smaller raptors, including Ameri-

# Avian Power Line Interaction Committee

can kestrels (Figure 4.2) (Ellis et al. 1978; Harness and Wilson 2001; Smallwood and Bird 2002; Wendell et al. 2002; Cartron et al. 2005; Idaho Power Co., unpubl. data; USFWS/Nebraska, unpubl. data; PacifiCorp, unpubl. data) and merlins (Bayle 1999). Of avian electrocutions identified by species in the western United States from 1986 to 1996 ( $n=555$ ), 6 were American kestrels (Harness and Wilson 2001). Likewise, kestrels comprised 1.1% of mortalities in Utah and Wyoming from 2001 to 2002 ( $n=517$ ) (Liguori and Burruss 2003). Merlins accounted for <5% of raptor mortalities in France ( $n=686$ ) (Bayle 1999).

Few electrocution records are available for the large falcons. Despite their size and frequent use of power poles, electrocutions of peregrine (*F. peregrinus*) and prairie falcons (*F. mexicanus*) are rare. Prairie falcons were documented out of 547 electrocutions in Utah and Wyoming from 2001 to 2002 (Liguori and Burruss 2003). Prior to this, very few prairie falcon electrocutions had been documented (Benson 1981; Harrata 1991; Harness and Wilson 2001; Idaho Power Company, unpubl. data). Electrocutions of peregrine falcons have been reported by Cade and Page (1977), Bushnell (1982), Cade (1985), McDonnell and Burgess (1987), Powell et al. (2001), White et al. (2002), and the State of Michigan (2005). Of avian electrocutions in the western United States from 1986 to 1996 ( $n=555$ ), only 6 were peregrine falcons (Harness and Wilson 2001). Peregrine electrocutions have also occurred in low numbers in other countries, such as France, where <5% of raptor electrocutions ( $n=686$ ) were peregrines (Bayle 1999) and South Africa, where peregrines accounted for 1.4% of electrocutions ( $n=147$ ) from 1996 to 1998 (Kruger 2001a). Likewise, in Spain, peregrines have accounted for 0.4%, 0.9%, and <5% of electrocutions ( $n=233$ ), ( $n=467$ )



FIGURE 4.2: American Kestrel with prey on wire.

© SHERRY AND JERRY LIGUORI

and ( $n=1,282$ ) in studies conducted by Ferrer et al. (1991), Janss (2000), and Bayle (1999). An electrocution of a fledgling crested caracara (*Caracara cheriway*) from a nest in a substation was documented in Florida (J. Ledsay, pers. comm.). Although aplomado falcons (*T. femoralis*) may nest on power poles, electrocutions in the United States have not been documented. There is one record of a suspected aplomado falcon electrocution in Mexico (A. Montoya, pers. comm.). Records of electrocuted gyrfalcons (*F. rusticolus*) are rare and typically in the context of falconry birds rather than wild birds (Whidgren 1980; Harness and Wilson 2001; USFWS/Nebraska, unpubl. data).


Northern harriers (*Circus cyaneus*) are electrocuted infrequently as they rarely perch on poles, but some records exist (Williams and Colson 1989; APLIC 1996). In Germany, the hen harrier (*C. cyaneus*) accounted for <5% of raptor electrocutions ( $n=567$ ) (Bayle 1999).

Although ospreys (*Pandion haliaetus*) commonly nest on power poles (see Chapter 6), electrocutions of this species are uncommon (Figure 4.3). Of Avian Power Line Interaction Committee (APLIC)-member utilities surveyed

in 2005, several in the northwest and south-east noted osprey issues, particularly in regard to nest management (APLIC 2005). Poole and Agler (1987) reported that <4% of banded ospreys ( $n=451$ ) recovered between 1972 and 1984 died from electrocution, collisions with power lines and TV/radio towers, and entanglements with fishing equipment. Of ospreys admitted to wildlife rehabilitation centers in Florida from 1988 to 1995, 9% ( $n=284$ ) were electrocuted (Forrester and Spalding 2003). Additional osprey electrocution mortalities have been documented by Dinstal (1967, 1968), Yager (1978), Fulton (1984), Williams and Colson (1989), Munoz-Pulido (1990), Harness (1996), Poole et al. (2002), State of Michigan (2005), and the Idaho Power Company (unpubl. data). In the western United States, 11 electrocution fatalities to species ( $n=555$ ) from 1986 to 1996 were ospreys (Harness and Wilson 2001). In France, ospreys accounted for <5% of raptor mortalities ( $n=86$ ) (Bayle 1999). Osprey populations have increased in parts of their North American range over the past few decades (Sauer et al. 2004). Growing osprey populations in Canada have been attributed to the provision of artificial nesting


platforms, increased survey efforts, and the ban of DDT (Kirk and Hyslop 1997). In the Willamette Valley of Oregon, where the number of nesting ospreys has more than doubled in six years from the late 1990s to the early 2000s, most nests are located on distribution poles or adjacent nest platforms (Henny et al. 2003; USGS 2003). Osprey populations in the Chesapeake Bay area more than doubled from the 1970s to the mid-1990s as the use of man-made nesting substrates, particularly navigational markers, also increased (Watts et al. 2004). In this region, 68% of osprey nests were located on man-made structures during the 1970s, as compared to 93% in the 1990s. Types of man-made structures used during the 1990s included navigational aids (53.5%), nesting platforms (12.1%), duck blinds (9.7%), and other man-made structures (17.6%; including boat houses, chimneys, docks, ships, electrical power poles, bridges, cell phone towers, and pilings). In New Jersey, the number of osprey pairs increased from 68 in 1975 to over 200 in the mid-1980s to 340 in 2001 (Liguori 2003). Many of these nests are located on platforms in coastal marshes.

**Figure 4.4**  
The proportion of golden eagles (*Aquila carolinensis*) electrocuted has ranged dramatically among various studies conducted over the past three decades (Figure 4.4). Electrocutation research from the 1970s focused on causes of eagle mortality, which may account for high proportions of golden eagles documented in these studies. For example, golden eagles comprised between 89% and 93% of electrocutions documented by Olendorff (1972a), Smith and Murphy (1972), and Boeker and Nickerson (1975). Recent electrocution studies have documented much smaller proportions of golden eagles. Golden eagles comprised 17% of electrocutions in Utah and Wyoming ( $n=547$ ) and 5% of electrocutions in Oregon



© SHERRY AND JERRY LIGUORI

**FIGURE 4.3: Osprey.**



**FIGURE 4.4: Golden eagle perched on pole top.**

and California ( $n=103$ ) discovered during systematic line surveys. We investigated electrocutions of all avian species (Liguori and Burruss 2003; PacifiCorp, unpubl. data). Data gathered from utilities in the western United States from 1986 to 1996 documented 748 eagle out of 1,428 electrocution records (Harness and Wilson 2001). Of these eagles, 36% were golden eagles, 16% were bald eagles (*Haliaeetus leucocephalus*), and 48% were unidentified eagles.

Bald eagle electrocutions are less common than golden eagle electrocutions. In Idaho, bald eagles comprised 2% ( $n=91$ ) and 5% ( $n=133$ ) of electrocutions (Ansell and Smith 1980; Peacock 1980). In Colorado, 5% of electrocutions ( $n=300$ ) were bald eagles (Boeker 1972). Likewise, bald eagles comprised 5% of all avian electrocutions ( $n=103$ ) documented in Oregon and California in 2004 and 2005 (PacifiCorp, unpubl. data). In Utah and Wyoming, <1% of electrocutions ( $n=547$ ) were bald eagles (Liguori and Burruss 2003). Of bald eagles admitted to wildlife rehabilitation centers in Florida from 1988 to 1994, 6% ( $n=274$ ) were electrocuted (Forrester and Spaulding 2003).

Although electrocution has been documented as a cause of mortality for golden eagles for several decades, the frequency of eagle electrocutions may be declining, likely due to utilities' efforts to prevent electrocutions. From 1980 to 1984, 80% of golden eagles found along power lines in the western United States with known causes of death ( $n=375$ ) died from electrocution (Phillips 1986). From the early 1960s to the mid-1990s, electrocution accounted for 25% of golden eagle death in North America (Bocher and Smith 2002). More recently, electrocution was documented as the cause of death in 16% of golden eagles radio-tagged and recovered ( $n=61$ ) from 1994 to 1997 in California (Predatory Bird Research Group 1999). Despite increased detection efforts, the number of eagle electrocutions documented by PacifiCorp (unpubl. data) in western states has declined by 22% from the early 1990s to the early 2000s. Of APLIC-number utilities surveyed in 2005 ( $n=13$ ), only 31% cited eagles as species at issue in their area (APLIC 2005).

#### Owls

The great horned owl (*Bubo virginianus*) is the most commonly electrocuted owl in North America (Figure 4.5). In the western United States, 95% of electrocuted owl species identified ( $n=91$ ) from 1986 to 1996 were great horned owls (Harness and Wilson 2001). Likewise, great horned owls accounted for 90% of owl electrocutions ( $n=20$ ) in Utah and Wyoming in 2001 and 2002 (Liguori and Burruss 2003). Although great horned owls comprise the majority of owl electrocutions, mortalities of this species are often low in comparison to many diurnal species. Low numbers of great horned owls in electrocution records were reported by Stewart (1969), Houston (1978), Benson (1981), and Harmata (1991). Great horned owls accounted for 4% of mortalities ( $n=113$ ) in

Idaho between 1972 and 1979 (Ansell and Smith 1980). Some studies have documented higher percentages of great horned owls in electrocution records. For example, of the species identified, great horned owls accounted for 15% of avian electrocutions ( $n=555$ ) in the western United States from 1986 to 1996 (Harness and Wilson 2001), 20% of electrocutions ( $n=61$ ) in Montana from 1980 to 1987 (O'Neil 1988), and 33% of electrocutions ( $n=110$ ) in Nebraska from 1988 to 2003 (USFWS/Nebraska unpubl. data). Of APLIC-member utilities surveyed ( $n=13$ ), 69% noted electrocution of owls, with 4% specifically listing great horned owls as one of the species most frequently electrocuted in their areas (APLIC 2005). Electrocution was the cause of death in <1% of great horned owl mortalities ( $n=207$ ) in Saskatchewan (Gilard 1977). Likewise, 2% of great horned owls admitted to wildlife rehabilitation centers in Florida from 1988 to 1995 ( $n=174$ ) were electrocuted (Forrester and Spaulding 2003). Electrocution accounted for 0% to 7% of great horned owl mortalities evaluated in Colorado from 1995 to 1999 ( $n=35$ ) (Weddell et al. 2002) and by the National Wildlife Health Center from 1975 to 1993 ( $n=132$ ) (Franson and Little 1996).

In North America, the barn owl (*Tyto alba*) is the second most frequently electrocuted owl. Barn owls accounted for 10% of owl electrocutions ( $n=20$ ) in Utah and Wyoming from 2001 to 2002 (Liguori and Burruss 2003). Barn owl electrocutions have also been documented by Williams and Colson (1989), Harness and Wilson (2001), and USFWS/Nebraska (unpubl. data). In an assessment of barn owls in the northeastern United States, electrocution was noted as a



**FIGURE 4.5: Great horned owl nest on transformer bank.**

© SHERRY AND JERRY LIGUORI

cause of mortality, yet was not considered a population limiting factor (Blodgett 1989). In Hawaii, 1% of barn owls evaluated for cause of death from 1992 to 1994 ( $n=81$ ) was killed by electrocution (Work and Hale 1996). Of barn owls admitted to wildlife rehabilitation centers in Florida from 1988 to 1995, 5% ( $n=63$ ) were electrocuted (Forrester and Spaulding 2003).

Barn owl electrocutions are not limited to North America. Of marked and recovered barn owls ( $n=71$ ) in England, 5.8% died of electrocution (Meek et al. 2003). In a study of barn owl carcasses ( $n=627$ ) in Britain from 1963 to 1989, electrocution was documented as the cause of death in <1% of birds (Newton et al. 1991). Barn owls comprised <5% of raptor electrocutions in Germany ( $n=567$ ) and between 5% and 10% of mortalities in France ( $n=686$ ) (Bayle 1999). In Spain, barn owls comprised 3% of electrocutions ( $n=233$ ) documented by Ferrer et al. (1991) and <5% of raptor electrocutions ( $n=1,282$ ) documented by Bayle (1999). In South Africa, barn owls accounted for 6% of electrocutions ( $n=147$ ) documented from 1996 to 1998 (Kruger 2001a).

# Avian Power Line Interaction Committee

Electrocution records of other North American owls are rare. Much like accipiters, many owl species inhabit forested areas and infrequently perch on power poles. No records were found for spotted owl (*Strix occidentalis*). Barred owl (*S. varia*) electrocutions have been documented on transformer poles in Washington (M. Walters, pers. comm.). In Florida, 1.2% of barred owls admitted to wildlife rehabilitation centers from 1988 to 1995 ( $n=330$ ) were electrocuted (Forrester and Spaulding 2003). Bell and Dawson (1990) cite electrocution as a cause of mortality for a great gray owl (*S. nebulosa*). Electrocutions of this species are probably uncommon, as <1% of electrocution records ( $n=301$ ) reported for four western states were great gray owls (Harness 1996). Records of other forest owls are also rare, although electrocution has been documented in the eastern screech-owl (*O. asio*) (APLIC 1996, 2005), western screech-owl (*O. kennicottii*) (Harness 1996; Harness and Wilson 2001; APLIC 2005), and long-eared owl (*Asio otus*) (APLIC 1996). Harness and Wilson (2001) documented western screech-owls among avian species electrocuted ( $n=555$ ) in the western United States from 1986 to 1996. Of eastern screech-owls admitted to wildlife rehabilitation centers in Florida from 1988 to 1995 ( $n=1,310$ ), <1% were electrocuted (Forrester and Spaulding 2003). In Germany ( $n=567$ ) and France ( $n=686$ ), <5% of raptor electrocutions were long-eared owls (Bayle 1999). Electrocution records for snowy owls (*Nyctea scandiaca*) are also uncommon (Parmalee 1972; Gillard 1977; Williams and Colson 1989; Parmalee 1992). Smith and Ellis (1989) list electrocution as a cause of death for snowy owls, yet do not quantify electrocution rates for this species. Snowy owls are found primarily in arctic regions lacking utility structures, yet birds that winter in less remote areas of the northern United States and southern Canada may encounter power lines. Electrocution was

the cause of death in 5.6% of snowy owls ( $n=71$ ) wintering in Alberta, Canada (Kerlinger and Lein 1988).

Like the snowy owl, the burrowing owl (*Athene cunicularia*) and short-eared owl (*Asio flammeus*) nest and perch on the ground and, consequently, are unlikely to be electrocuted. There are no known electrocution records for the burrowing owl. Electrocution records of short-eared owls are uncommon (Williams and Colson 1989; APLIC 1996; Harness 1997; Harness and Wilson 2001; Castron et al. 2005). In France, 50% of raptor electrocutions ( $n=116$ ) were short-eared owls (Bayle 1999).

#### VULTURES/CONDOR

Despite their large size, electrocution records for North American vultures and California condors (*Gymnogyps californianus*) are not as common as bute and eagle electrocutions. As of 2005, 6% of California condors ( $n=144$ ) that have been released into the wild since 1991 were killed by electrocution (Energy and Environmental Economics, Inc. 2005). Power line collisions have been a greater threat to California condors than electrocution. Prior to the release of hacked birds, the birds undergo power pole aversion training that uses the unpowered natural snag and simulated power poles (Snyder and Schmitt 2002). If they perch on a simulated power pole, they receive a mild shock.

Electrocutions of vultures are also uncommon, with turkey vultures (*Cathartes aura*) accounting for only 2% of electrocutions ( $n=210$ ) in Nebraska from 1988 to 2003 (USFWS/Nebraska, unpubl. data), 2% of electrocutions ( $n=113$ ) in Arizona from 2003 to 2004 (Dwyer 2004), and 2% of electrocutions ( $n=51$ ) in northern California from 2001 to 2004 (PacifiCorp, unpubl. data). In the western United States, vultures accounted for 1% of electrocutions ( $n=1,428$ ) from 1986 to 1996 (Harness and Wilson

# Avian Power Line Interaction Committee



2001). Hallinan (1922) described turkey vulture electrocutions on three-phase, 13-kV lines with metal crossarms in Florida. In southern Florida, 14 confirmed electrocutions of both turkey and black (*Coragyps atratus*) vultures were documented over a six-year period (J. Lindsay, pers. comm.). Electrocutions of turkey vultures have also been reported in Chihuahua, Mexico (Cartron et al. 2005). Turkey vulture/power line interactions, including electrocutions, were noted by Williams and Colson (1979). Both black and turkey vulture electrocutions were documented in Texas (Harness 1997).

Electrocutions of Old World vultures are much more common. In South Africa, 42% of avian electrocution records from April 1996 to November 2005 ( $n=1,038$ ) were vultures (C.S. van Rooyen, unpubl. data). The large winged species (up to 2.7 m [8.9 ft]) of these species, coupled with their behavior of perching together on a pole, accounts for this elevated electrocution risk (C.S. van Rooyen, pers. comm.).

#### WATERBIRDS

Electrocutions of waterbirds, such as storks, egrets, herons, ibises, pelicans, and gulls, may occur in areas where each bird perches on poles that do not provide sufficient spacing to accommodate their relatively large wingspans and/or heights (see Figures 4.12, 4.13 and Table 4.1). Although avian-safe construction and retrofitting can protect most waterbird species, increased vertical separation may be needed to accommodate their taller heights. Like other birds, waterbirds may be electrocuted as they fly into lines mid-span and touch two conductors (Lano 1927; Pomeroy 1978; PacifiCorp, unpubl. data).

Storks have large wingspans (approx. 1.5 m [5 ft]) and measure approximately 102 cm (40 in) from head to foot. The wood stork (*Mycteria americana*) occurs in the southeastern United States and is currently (2006) listed

as endangered under the Endangered Species Act. Wood stork electrocutions may result from power line collisions or from contacts on power poles (Forrester and Spaulding 2003; J. Newman, pers. comm.). Electrocutions of other storks have been documented outside of North America (Pomeroy 1978; Haas 1980; Bevanger 1998; Janss 2000). In Spain, the white stork (*Ciconia ciconia*) was the second most commonly electrocuted species, accounting for 13.3% of mortalities ( $n=279$ ) (Janss and Ferrer 1999). White storks also occurred in fatal avian electrocutions ( $n=100$ ) in southeastern France (Bayle 1999).

The great blue heron (*Ardea herodias*), which is commonly found throughout much of sub-arctic North America, has been documented in electrocution records from numerous states (Lano 1927; O'Neil 1988; Harness 1997; Forrester and Spaulding 2003; PacifiCorp, unpubl. data). Great blue herons accounted for 3% of electrocutions ( $n=61$ ) in Montana from 1980 to 1985 (O'Neil 1988). Roseate spoonbill (*Ajaia ajaja*) electrocutions, likely associated with power line collisions, have been identified (Forrester and Spaulding 2003; J. Roberts, pers. comm.). Electrocutions of egrets and herons have been documented outside of North America (Pomeroy 1978). Ciconiiformes, including white stork and cattle egret (*Bubulcus ibis*) accounted for nearly 10% of avian electrocutions ( $n=600$ ) in southwestern Spain from 1990 to 1994 (Janss and Ferrer 2001).

Line investigations and avian surveys near Port Arthur, Texas, revealed that a variety of wading and shoreline birds were killed by electrocution and/or line strikes (J. Roberts, pers. comm.). Roseate spoonbills were impacted more severely than other waterbirds, with over 40 individuals killed in two years. Other birds killed or injured by lines in this area include cattle egrets, snowy egrets (*Egretta thula*), and neotropical cormorants (*Phalacrocorax brasilianus*). Preliminary results from an

# Avian Power Line Interaction Committee

ongoing study suggest that many of the apparent collision deaths or injuries were juvenile birds with poor flight ability. However, carcass examination has indicated that some of the birds were electrocuted.

Gull electrocutions are uncommon but have been documented (Bevanger 1998). Harness (1997) reported electrocutions of 4 Franklin's gulls (*Larus pipixcan*) in a survey of electrocutions in the western United States from 1986 to 1996. In Alaska, gulls represented 3.4% of mortality records ( $n=264$ ) from 2000 to 2004 (USFWS/Alaska, unpublished data). PacificCorp (unpublished data) has documented gull electrocutions on poles with transformers in the western United States. Dickinson (1957) noted electrocutions of gulls at a landfill in North Carolina. In southeast France, 3% of avian electrocutions ( $n=100$ ) were gulls and terns (Bayle 1999). In addition to both electrocutions and collisions in this same region, 16% were gulls and terns, 43% were herons, and 4% were greater flamingos (*Phoenicopterus ruber*).

Electrocutions have been reported for spot sandhill cranes (*Grus canadensis*) (Harness 1997; Forrester and Spaulding 2003) and whooping cranes (*G. americana*) (Forrester and Spaulding 2003), although these are likely to have occurred as a result of mid-span collisions. Of 15 radio-tagged whooping cranes that died or disappeared between 1993 and 1999, 4.3% were electrocuted as a result of power line collisions (Forrester and Spaulding 2003). Although the North American cranes are not likely to perch on utility structures, grey crowned cranes (*Balearica regulorum*) in South Africa do perch on poles and have been electrocuted (C.S. van Rooyen, pers. comm.).

Electrocutions of brown pelicans (*Pelecanus occidentalis*) have been documented in the United States (Harness 1997; Forrester and Spaulding 2003; APLIC 2005; J. Roberts,

pers. comm.). Along the Gulf Coast where large concentrations of brown pelicans occur, numerous electrocutions have been documented (J. Roberts, pers. comm.). These electrocutions occurred when young birds congregated on power lines near fish camps and caused the line to sag, allowing the birds to contact the neutral wire. The neutral wire was removed and there have not been any electrocutions since. In Georgia, an American coot (*Fulica americana*) was found inside a substation, where it was suspected to have been electrocuted as a result of contact with equipment (B. Estes, pers. comm.).

#### CORVIDS

Not long ago, crows, ravens, and magpies were considered pests for which some states offered bounties. The Migratory Bird Treaty Act (MBTA) of 1918 did not offer protection to corvids and birds of prey until amended in 1972. In recent years, there has been an increasing awareness that corvids are protected under the MBTA, and that they can have considerable impacts on power reliability, particularly in agricultural or suburban areas where their populations are increasing.

Corvid electrocutions have received less attention than raptor electrocutions, therefore, less known about their distribution rates. Because of their large size and frequent use of power poles, ravens are likely electrocuted more often than currently documented.

Although corvid mortality is unlikely to have population impacts, their electrocutions and nests can affect power reliability (Figure 4.6).

Corvid electrocutions were reported in 1921, when electrocutions of crows were documented in Florida (Hallinan 1922). Dickinson (1957) noted that crows nested on poles in North Dakota, causing faults on the line, particularly during wet weather.<sup>15</sup> In Montana, common ravens (*Corvus corax*)

<sup>15</sup> Carvings of kingbirds were mounted on the power line to deter the crows from nesting. The discouragers were considered effective, as the crows stopped building nests on the poles.

accounted for 2% of electrocution records ( $n=61$ ) (O'Neil 1988).

Recent studies show an increased number of corvids in electrocution records, possibly due to enhanced reporting, increasing numbers of utility structures and/or increasing populations of some corvid species. Bridges and Lopez (1995), Harness (1997), and Boarman and Heinrich (1999) cite electrocution as a cause of death for the common raven. Common ravens were the most frequently electrocuted species in Utah and Wyoming, occurring in greater numbers than eagles and owls and accounting for 32% of mortality ( $n=547$ ) (Liguori and Burruss 2003). American (black-billed) magpies (*Pica hudsonia*) also accounted for 1% of electrocutions documented in this study. Likewise, 2% of mortalities in northern California and southern Oregon from 1994–2003 ( $n=103$ ) were magpies (PacifiCorp, unpubl. data). In a survey of 3,120 poles in Colorado, corvids accounted for 7% of mortality (Harness 2001). Of 156 electrocutions in Arizona, 4% were common raven (Dwyer 2004). Ravens accounted for approximately 40% of electrocution records for one Arizona utility (P. Jelen, pers. comm.). In Chihuahua, Mexico, the Gambel quail was the most frequently electrocuted species, accounting for 89% of mortality ( $n=178$ ) (Cameron et al. 2005). In Arkansas and Louisiana, reports of American crow (*C. brachyrhynchus*) electrocutions have been rare, although dead crows have been observed in substations on four occasions (J. Roberts, pers. comm.). The deceased crows were found in groups of two to five and the circumstances of the electrocutions have not been determined. Although uncommon, electrocutions of jays have also been documented (PacifiCorp, unpubl. data). Of APLIC-member utilities surveyed that report mortalities of all protected species ( $n=10$ ), 50% listed corvids as birds of issue in their area, and 30% cited crows and ravens



**FIGURE 4.6: Common raven nest on wishbone configuration.**

© SHERRY AND JERRY LIGUORI

as the birds most frequently electrocuted in their area (APLIC 2005).

Corvid electrocutions are not limited to North America (Bevanger 1998). In Spain, common ravens comprised 10% to 25% of electrocutions ( $n=279$ , Janss and Ferrer 1999;  $n=417$ , Janss 2000). Common raven and jackdaw (*C. monedula*) together accounted for approximately one-quarter (16% and 10.2%, respectively) of avian mortalities ( $n=609$ ) found in southwestern Spain from 1990–1994 (Janss and Ferrer 2001). In southeast France, corvids accounted for 45% of avian electrocutions ( $n=100$ ) (Bayle 1999). Corvid electrocutions are considered fairly common in South Africa (C.S. van Rooyen, pers. comm.).

#### **SONGBIRDS AND OTHER SMALL BIRDS**

Although often overlooked, electrocutions of passerines (songbirds) have been documented throughout the 1900s. Electrocution of purple martins (*Progne subis*) flocking on power lines was noted during the early twentieth century (Anderson 1933). Loggerhead shrikes (*Lanius ludovicianus*) were electrocuted in Florida when they attempted to impale prey on tie

# Avian Power Line Interaction Committee

wires (Hallinan 1922). An electrocuted Baltimore oriole (*Icterus galbula*) was reported in Ohio during the 1950s (Dexter 1953). In India, rose-ringed parakeets (*Psittacula krameri*) were electrocuted when they bridged two closely spaced conductors (Dilger 1954). Their habit of climbing poles by clinging to different wires with their feet and bills made them more vulnerable to electrocution than are other small birds. Interestingly, Dilger also noted that large fruit bats, *Pteropus*, were killed on these poles as well.

Reports of songbird electrocutions are becoming more common as utilities, agencies, and the public become increasingly aware of the interactions of small birds with power lines. Records of such electrocutions, often associated with power outages, involve species such as starlings, woodpeckers, jays (mentioned with *Corvids*), robins, pigeons, dove, kingbirds, thrushes, shrikes, sparrows, swallows, orioles, and blackbirds (Bevanger 1998; Michigan Dept. Natural Resources 2004; APLIC 2006; PacifiCorp unpubl. data) (Figure 4.7). Although infrequent, some outages result from domestic species or pets not protected by the MBTA (PacifiCorp, unpubl. data).




FIGURE 4.7: Western kingbird perched on power line.

© SHERRY AND JERRY LIGUORI

In some circumstances, songbirds can cause outages when large flocks take off at once, causing lines to gallop or slap together. In Mexico, roosts of purple martins can be so large that they break electrical wires (Brown 1997). Perched flocks of small birds may span from phase to phase or ground, causing an electrical current to pass through multiple individuals. This can result in outages and electrocutions. Individual small birds may not be at risk of conductor-to-conductor contact, yet can be vulnerable to electrocution on transformers or other exposed equipment where separations between energized and grounded hardware are considerably less. On poles where protective coverings have been installed on transformer bushings, arresters, or insulators, insectivorous birds may attempt to glean insects from inside the covers.

#### MONK PARAKEET

Monk parakeets (*Myiopsitta monachus*) were brought to the United States from South America beginning in the late 1960s to be sold as pets. Escaped birds have since established populations throughout much of the United States and their numbers continue to grow (Pruett-Jones et al. 2005). Monk parakeets nest in urban and suburban areas in trees and other vertical structures (Figure 4.8; also see Chapter 7). Fires and outages can occur when monk parakeet




FIGURE 4.8: Monk parakeets.

© FLORIDA POWER AND LIGHT

nesting material comes in contact with energized parts, or from the nesting activity of the birds themselves. Monk parakeets continually maintain their nests and, consequently, individuals have been electrocuted when attempting to weave nesting material (i.e. twigs) into

the nest (J. Lindsay, pers. comm.). In addition to posing outage and fire risks, monk parakeet nests on utility structures attract predators and trespassing pet-trade trappers, potentially resulting in electrocutions of both birds and humans (Newman et al. 2004).

## FACTORS INFLUENCING ELECTROCUTION RISK

### AVIAN USE OF POLES

Raptors, waterbirds and small birds use power poles for hunting, resting, roosting and nesting—particularly in habitats where trees, cliffs or other natural substrates are scarce (Figure 4.9). For waterbirds, power poles and lines can provide sites to perch while drying their feathers. Eagles and other raptors tend to use “preferred poles” that facilitate hunting success. Still-hunting courses energies provided suitable habitat for prey is within view. Preferred poles typically provide elevation above the surrounding terrain, a wide field of view, and easy take-off (Boeker 1972; Boeker and Flickerson 1975; Nelson and Nelson 1976; 1977; Benson 1981). When the design of a preferred pole is not avian safe, multiple electrocutions can occur. Researchers have

found up to a dozen eagle carcasses or skeletons under a single pole (Dickinson 1957; Benton and Dickinson 1966; Edwards 1969; O’Rourke 1972; Nelson and Nelson 1976, 1977; Manosa 1991). Benson (1981) confirmed that the height of a perch above the surrounding terrain was important to the frequency of eagle electrocutions. Since pole height generally varies only 1.2 to 3 m (4 to 10 ft), there was no significant difference in the heights of poles with or without electrocuted eagles. However, poles that provided the greatest height above the surrounding terrain, e.g., those on bluffs and knolls, had a higher probability of causing electrocutions.

Habitat diversity plays an important part in pole preference. In one study (Pearson 1979), raptors used poles in heterogeneous environments more often than those in homogeneous environments. In fact, increased habitat diversity is only an indirect cause of increased use. A more direct cause is the increase in prey types and density of prey typical of greater habitat diversity. Eagles and other raptors spend more time hunting in areas that offer a greater chance of a successful capture. It is reasonable to expect that one pole will receive no more use than the next in uniform habitats, other factors notwithstanding (Ansell and Smith 1980). The “preferred pole” concept, therefore, may not apply when addressing an electrocution problem in homogeneous habitats or “preferred areas.”

Choice of prey can also influence electrocution risk. Benson (1981) found highly significant differences both in eagle use and



**FIGURE 4.9: In open habitats with few natural alternatives, power poles can provide perching, nesting, hunting, or roosting sites for raptors and other birds.**

eagle mortalities along electric distribution lines in agricultural versus non-agricultural areas in six western states. More use and mortality occurred in native shrublands, primarily because of variations in rabbit distribution and availability. In particular, more golden eagles were electrocuted where cottontails (*Sylvilagus* spp.) occurred than where only jackrabbits (*Lepus* spp.) occurred. In jackrabbit habitat, about 14% of poles had raptor carcasses under them, compared to nearly 37% in cottontail habitat. Where both cottontails and jackrabbits were present, about 20% of poles had raptor carcasses under them. The most lethal 25% of lines studied were in sagebrush-dominated areas where both types of rabbits occurred in large numbers. No correlation was found in the study between rodent population densities and the incidence of raptor electrocutions.

Other studies have also documented a correlation between prey populations and raptor electrocution risk. The attraction of eagles to areas with high rabbit population and increased electrocution risk was noted by Olenoff (1972a) near the Pawnee National Grassland in Colorado. Kochert (1980) concluded that the incidence of eagle electrocutions in the Snake River Bird of Prey Program in southwestern Idaho was a function of mid-winter eagle density that was in turn strongly related to the density of jackrabbits. The highest densities of jackrabbits in southwestern Idaho occur in native shrublands (Smith and Nydegger 1985); accordingly, more eagles were electrocuted in such habitats.

In the Butte Valley of northern California, irrigated agricultural fields support ground squirrels and other small mammals that, in turn, attract large numbers of raptors. In these habitats, particularly on dead-end poles with transformers lacking avian protection, raptors are at risk of electrocution. Prior to extensive retrofitting efforts in this region, numerous eagles, hawks, and owls had been electrocuted (PacifiCorp, unpubl. data).

Concentrations of wintering raptors, including ferruginous hawks and golden eagles, are attracted to the continent's largest prairie dog complex in Chihuahua, Mexico, where numerous birds had been electrocuted prior to retrofitting efforts (Manzano-Fischer 2004; Cartron et al. 2005).

In Alaska, an abundance of food sources from municipal waste facilities, canneries, and fish cleaning stations attract bald eagles that have been electrocuted on nearby power poles (Hewitt 2004).

Research on the proximity of nesting bald eagles to human activity in Florida suggest that fledging eagles from "suburban" nest sites have a higher risk of mortality from human activities, including electrocution, than do their "rural" counterparts (Millsap et al. 2004).

Agricultural areas attract pigeons, blackbirds, and starlings. Large flocks of these birds perching on wires can weigh down conductors, causing lines to gallop when they flash. As with raptors, these smaller species are vulnerable to electrocution on transformer poles, and related outages can disrupt farming activities.

Size is an important factor in avian electrocution. Birds with large wingspans such as eagles, may bridge the distance between conductors on horizontal crossarms, while tall birds, such as herons or storks, may simultaneously contact different conductors on poles with vertical construction. Golden eagles have large wingspans, ranging from 1.8 to 2.3 m (6 to 7.5 ft) (Figure 4.10, Table 4.1). The height of a golden eagle ranges from 46 to 66 cm (18 to 26 in) from head to foot. Bald eagles are similar in size to golden eagles, with wingspans ranging from 1.7 to 2.4 m (5.5 to 8 ft) and heights ranging from 46 to 71 cm (18 to 28 in). As with most other raptors, female eagles are larger than males.

Because dry feathers provide insulation, birds must typically contact electrical

# Avian Power Line Interaction Committee

equipment with conductive fleshy parts for electrocution to occur. Fleshy parts include the feet, mouth, bill, and the wrists from which the primary feathers originate. For a large golden eagle with a 2.3-m (7.5-ft) wingspan, the distance from the fleshy tip of one wrist to the tip of the other can measure 107 cm (42 in). These distances are important when considering phase-to-phase or phase-to-ground separations of power lines and the susceptibility of eagles to electrocution (see Chapter 5).

The 150-cm (60-in) standard separation between energized and/or grounded parts is intended to allow sufficient clearance for an eagle's wrist-to-wrist span (APLIC 1996; see

Chapter 5). Applying this standard will also protect birds with wingspans smaller than eagles, (see Table 4.1 and Figures 4.10, 4.11, 4.12). In areas where eagles do not occur, a standard of 102 cm (40 in) may provide adequate separation for raptors other than eagles. In areas with condors, a 150-cm (60-in) separation may not be adequate. The wingspans of California condors range from 2.5 to 3 m (8.2 to 9.8 ft)<sup>16</sup> and condors measure 120 to 130 cm (46 to 53 in) in height (Snyder and Schmidt 2002; Wheeler 2003). Utilities in areas with condors should consider the large size of this endangered species when designing or retrofitting power lines.

# Avian Power Line Interaction Committee

## 60 inches" ... Where Did It Come From?

The 1981 edition of *Suggested Practices* recommended 150 cm (60 in) of separation to provide adequate space for a large eagle with a wrist-to-wrist distance of 140 cm (54 in). This measurement was calculated by subtracting the lengths of the outer primary feathers (estimated at 46 cm [18 in] each) from the total wingspan of a large, female golden eagle measuring 230 cm (90 in).

In the preparation of the 2006 edition of *Suggested Practices*, the dimensions of numerous bird species were obtained from the literature and from measurements of live birds. This research has raised some interesting questions and has identified the need for further investigation. Measurements of live birds have shown that subtracting primary feather length from total wingspan is not an accurate measure of wrist-to-wrist distance (APLIC, unpubl. data). Although sample sizes are small, the wrist-to-wrist measurements of golden eagles obtained from live birds were much shorter than the 140-cm (54-in) distance identified in previous editions of *Suggested Practices*. Even on birds with wingspans of 200 cm (80 in) or more, wrist-to-wrist measurements were less than 110 cm (43 in). Wrist-

to-wrist measurements were much smaller on bald eagles; although bald eagles may have larger wingspans than golden eagles, their primary feathers are longer and account for a greater proportion of the wingspan.

APLIC continues to recommend 150 cm (60 in) horizontal separation for eagle protection in this edition of *Suggested Practices*. This edition also recommends 100 cm (40 in) vertical separation for eagles. However, utilities may choose to implement design standards using different separations based on the species or conditions at issue. To improve avian protection on power lines, APLIC encourages researchers to collect vertical and horizontal flesh-to-flesh separation measurements of large birds. This information will help utilities tailor their avian protection efforts. For example, in areas without eagles or in urban locations, a utility could design power lines to protect large birds such as red-tailed hawks and great horned owls; in areas with California condors, utilities could design structures to accommodate these large birds; and in coastal areas, utilities could consider the tall heights of wading birds when designing lines.

<sup>16</sup> Wrist-to-wrist measurements could not be documented for California condor.

For tall species, vertical distance can play a role as important as horizontal distance. Because the height (head to foot) can reach up to 66 cm (26 in) for a golden eagle and 71 cm (28 in) for a bald eagle, vertical separation sufficient to accommodate perching eagles is recommended in areas with these species. Long-legged wading birds, such as herons, egrets, ibises, and storks, may also

be electrocuted on poles where there is insufficient vertical separation between conductors or conductor and ground. In areas where such species are at risk, vertical separation of 120 cm (48 in) or more may be needed to accommodate the heights of some species.<sup>17</sup> The heights of selected species are provided in Table 4.I and Figure 4.I.3.

**TABLE 4.1: Wrist-to-wrist, wingspan, and height measurements for selected birds.\***

Species	Wrist-to-wrist cm (in) [sample size] <sup>†</sup>	Wingspan cm (in)	Height cm (in) [sample size] <sup>§</sup>
Turkey Vulture	58–61 (23–24) [n=2]	165–178 (65–70)	36–53 (14–21) [n=3]
Black Vulture		137–160 (54–63)	
California Condor		241–300 (98–118)	120–130 (46–53)
Osprey		170–180 (59–71)	
Bald Eagle	79–86 (31–34) [n=4]	168–244 (66–96)	46–71 (18–28) [n=5]
Harris' Hawk	43 (17) [n=1]	113–119 (41–47)	28–43 (11–17) [n=2]
Swainson' Hawk	41–58 (16–23) [n=1]	112–131 (41–54)	31–41 (13–16) [n=2]
Red-tailed Hawk	36–58 (14–23) [n=10]	107–142 (42–56)	34–56 (13.5–22) [n=9]
Ferruginous Hawk	56 (22) [n=1]	135–152 (53–60)	48 (19) [n=1]
Rough-legged Hawk		221–242 (87–96)	
Golden Eagle	69–101 (31–42) [n=10]	183–229 (71–90)	66–66 (48–26) [n=11]
American Kestrel	20–25 (8–10) [n=4]	51–61 (20–24)	15–20 (6–8) [n=4]
Merlin		53–69 (21–27)	
Peregrine Falcon	33–51 (13–20) [n=2]	94–117 (37–46)	28–38 (11–15) [n=3]
Prairie Falcon	41 (16) [n=1]	91–112 (36–44)	33 (13) [n=1]
Barn Owl	38–51 (15–20) [n=4]	104–117 (41–46)	25–38 (10–15) [n=4]
Great Horned Owl	43–64 (17–25) [n=8]	114–130 (45–51)	31–41 (12–16) [n=8]

*Continued*

<sup>17</sup> This distance is based on the height of a great blue heron, approximately 1.2 m (46 in).



**TABLE 4.1: Wrist-to-wrist, wingspan, and height measurements for selected birds.\* (cont.)**

Species	Wrist-to-wrist cm (in) [sample size] <sup>†</sup>	Wingspan cm (in)	Height cm (in) [sample size] <sup>§</sup>
Roseate Spoonbill		127 (50)	81 (32)
Wood Stork		155 (61)	102 (40)
White Pelican		244–290 (96–114)	157 (62)
Brown Pelican		203 (80)	130 (51)
Grebes		91–130 (36–51)	50–100 (20–39)
Great Blue Heron		87 (7)	117 (46)
Other Herons		66–112 (26–44)	46–66 (18–26)
Ibis		91–97 (36–38)	58–64 (23–25)
Cormorants		132–160 (52–63)	
Common Raven		135 (53)	41 (16) [ <i>n</i> =1]
Chihuahuan Raven		112 (44)	
American Crow		99 (39)	
Magpies		64 (5)	
Jays		70 (19)	
Woodpeckers		31–53 (12–21)	
Blackbirds		50–59 (11–23)	

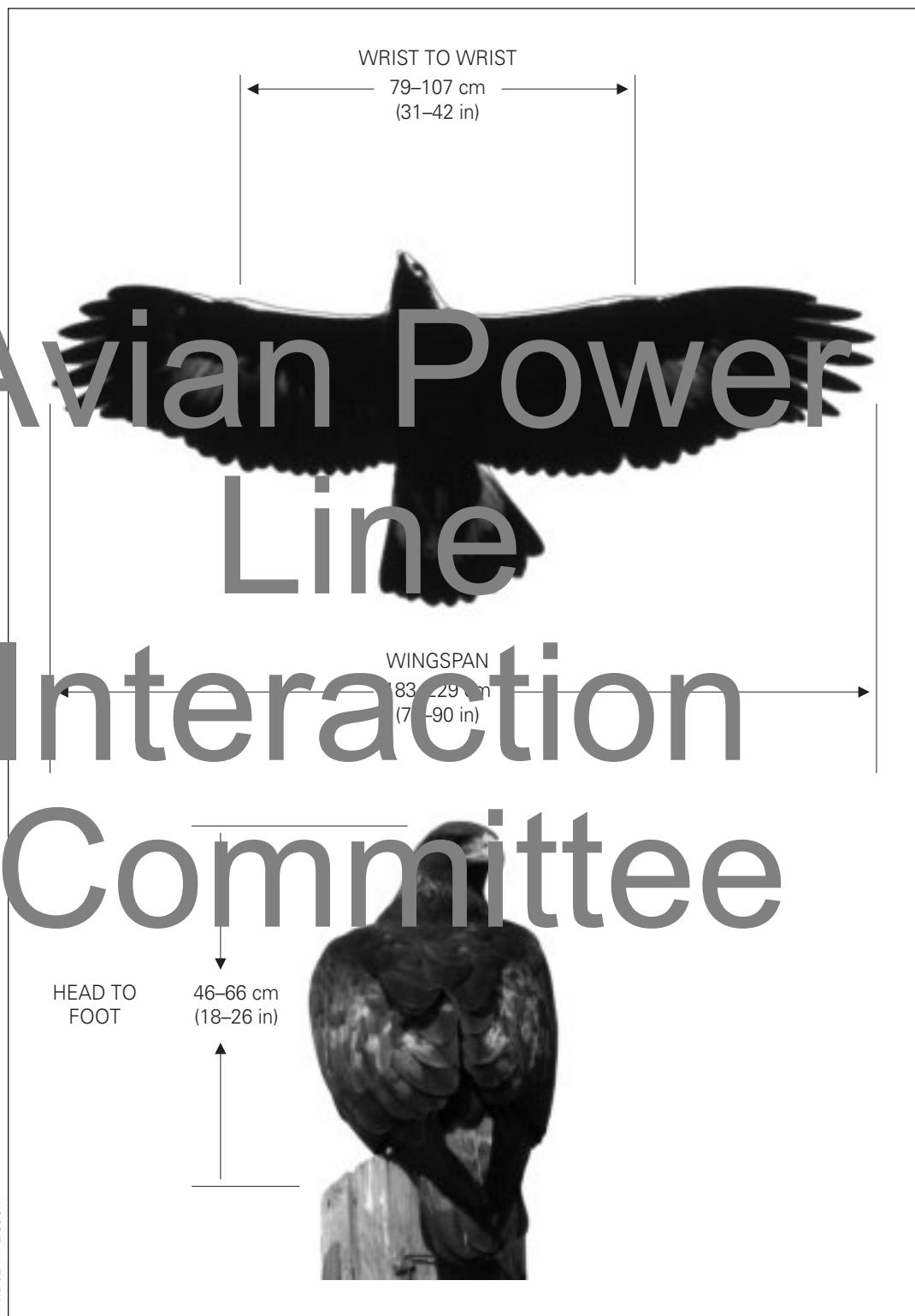
\* Sources: Johngard (1988, 1990); Bibly (2000); Wheeler (2003); *Birds of North America* species accounts; City of Lawrence (KS); Prairie Park Nature Center (unpubl. data); Hawk Watch International (unpubl. data); Kansas Department of Wildlife and Parks Milford Nature Center (unpubl. data); Operation WildLife, Inc. (unpubl. data); Oregon Zoo (unpubl. data); PacifiCorp (unpubl. data); Rocky Mountain Raptor Program (unpubl. data); Stone Nature Center (unpubl. data); and Utah Wildlife Rehabilitation (unpubl. data).

† Because wrist-to-wrist and head-to-foot measurements of most species are not typically available in the literature, measurements were obtained from wildlife rehabilitators and handlers as well as from deceased birds. Sample sizes are given for birds that were measured and blanks in this field indicate that these data are currently unavailable. Avian researchers are encouraged to record these measurements when collecting other morphometric data.

§ Height given is from the top of the head to the feet. See also footnote †, above.

# Avian Power Line Interaction Committee

# Avian Power Line Interaction Committee



© SHERRY AND JERRY LIGUORI

FIGURE 4.10: Critical dimensions of a golden eagle.

# Avian Power Line Interaction Committee

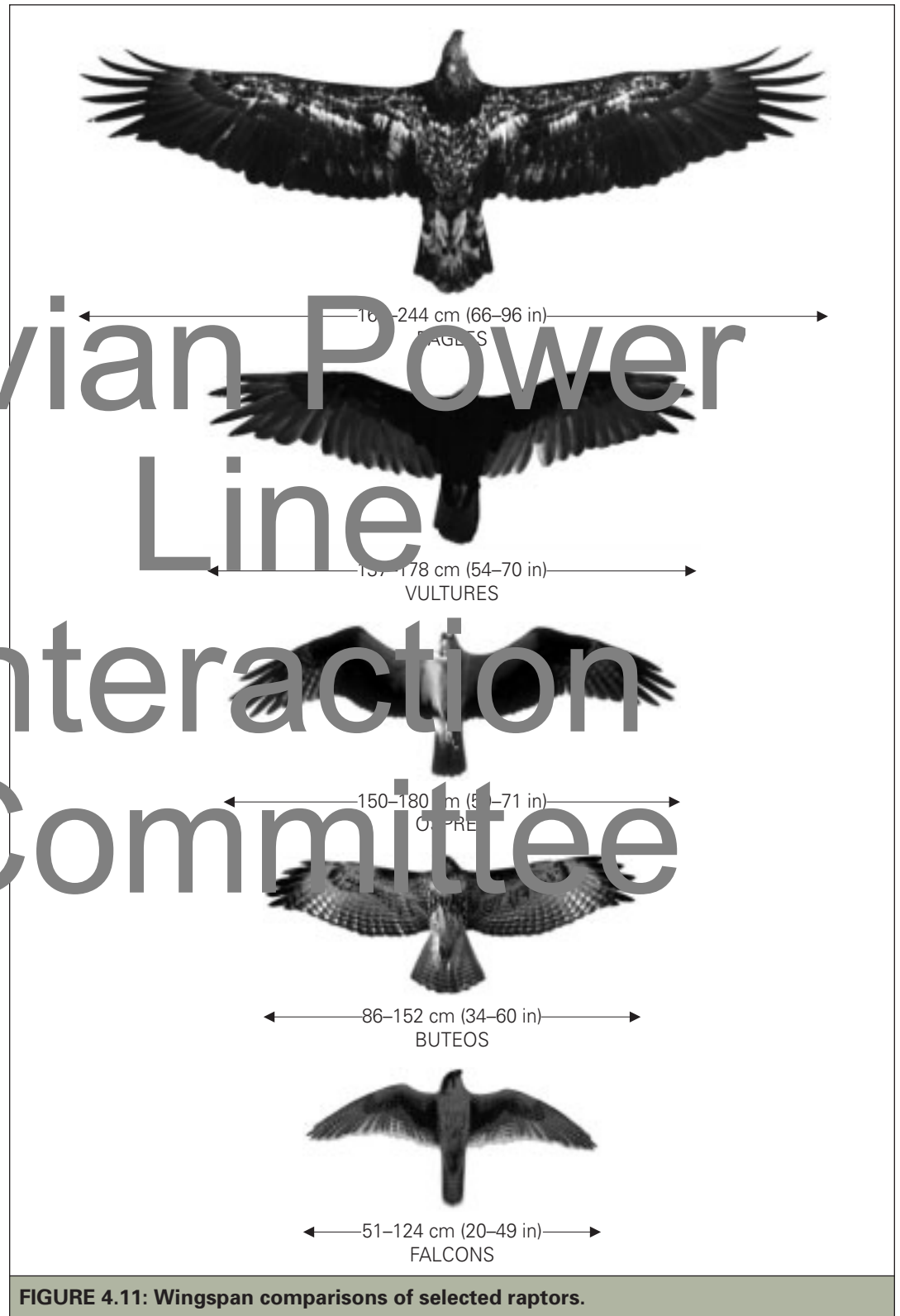



FIGURE 4.11: Wingspan comparisons of selected raptors.



# Avian Power Line Interaction Committee



© SHERRY AND JERRY LIGUORI

FIGURE 4.12: Wingspan comparisons of selected birds.

# Avian Power Line Interaction Committee



**FIGURE 4.13: Height comparisons of perched birds.<sup>18</sup>**

<sup>18</sup> Height ranges shown are from various sources and may include both head-to-foot and head-to-tail measurements. See Table 4.1 for additional information on height measurements.

**TABLE 4.2: Percent of juvenile golden eagles in electrocution studies.**

Study	Percent juvenile	Sample size
Benson (1981)	94.2%	52
Boeker and Nickerson (1975)	90.0%	419
Schomburg (2003)	87.9%	132
Harness and Wilson (2001)	66%	90
USFWS/Nebraska (unpubl. data)	63%	27

# Avian Power Line Interaction Committee

## AGE

Research on golden eagles suggests that juvenile birds may be more susceptible to electrocution than adults (Table 4.2). Birds that nest on power poles may be electrocuted, particularly if the combined wingspans and simultaneous flapping behavior of several young birds cause them to bridge energize phase conductors and/or bridge between conductor and grounded equipment. Post-fledging, juvenile birds may continue to experience increased risk compared to adults because they are less adept at landing on and taking off from poles. Regardless of an electrocuted bird's age, corrective actions to prevent electrocutions remain the same.

Susceptibility of juvenile golden eagles to electrocution involves several factors that none seems more important than experience. Inexperienced birds may be less adept at landing and taking off, which increases their risk. Inexperience may also affect how juvenile birds hunt. Juvenile birds may learn to fly and hunt from a perch, particularly in flat country, where updrafts are less common. Learning to fly involves frequent short flights from perch to perch. The first attempts to hunt involve frequent changes of perches following unsuccessful chases. One juvenile golden eagle was observed making over 20 unsuccessful hunting sorties after cottontails from a distribution pole (Benson 1981). Had the line been unsafe for eagles and weather conditions been poor, the likelihood of electrocution would have been high.

Hundreds of hours of actual observations and analyses of slow-motion, 16-mm movies made by Nelson in the early 1970s demonstrated that juvenile eagles are less adept at maneuvering than adults, especially when landing and taking off (Nelson 1979b, 1980b; Nelson and Nelson 1976, 1977). Trained golden eagles were filmed landing on un-energized, mockup power poles of various configurations in both calm and inclement weather. The eagles did not perch on three-conductors and seldom perched on pole-top porcelain insulators that tended to be too small, smooth, or slick for comfortable gripping. Instead, they used pole tops and crossarms that offered firmer footing. When an adult eagle approached a three-wire power pole crossarm, for instance, the bird typically swooped in under the outside wire, swung up between wires with wings folded, and stalled onto the perch. The landing, when made into a lead wire, was skilful and graceful, with very little flapping.

Juvenile birds, by contrast, often tried to settle onto a crossarm from above, using outstretched wings to slow their descent. They sometimes approached diagonally, flew to the highest point of the porcelain insulator—and tried to land. The birds often slipped off the insulator or tried in mid-flight to change to the crossarm—maneuvers accomplished by much wing flapping that increased their electrocution risk. Sometimes, juvenile birds began corrective action at a distance from the poles, particularly when the approach was too swift or at an improper angle. If they approached parallel to the lines, they often settled down across two conductors or tried to fly up between the conductors, increasing their electrocution risk (Figure 4.14). During landings, juvenile birds contacted the wires of the dummy poles making skin-to-skin contact near the wrists. Occasionally, contact also occurred on downward wing beats during

# Avian Power



**FIGURE 4.14** Juvenile golden eagle about to land on a distribution pole that is not avian-safe.

© SHERRY AND JERRY LIGUORI

# Line Interaction Committee


take-offs. On energized lines, simultaneously touching differing phase wires or a phase and a ground with fleshy parts of the body or with wet feathers can result in electrocution. Juvenile eagles may rely on poles as hunting perches more than adults. Benson (1981) attributed differences in electrocution risk of adult and juvenile birds to the fact that aerial hunting (as opposed to still hunting from a perch) was the principal tactic used by adult golden eagles to capture jackrabbits. Catching jackrabbits with any consistency requires experience and tenacity in long, in-flight chases. Young birds find more success in pouncing on cottontails or other prey from stationary perches such as power poles. This increases their exposure to electrocution risk.

Florida has the largest breeding bald eagle population in the lower 48 states, with over 1,000 known nesting pairs (Nesbitt 2003). From 1963 to 1994, 16% of known bald eagle deaths in Florida ( $n=309$ ) were due to electrocution. Contrary to previously mentioned data for golden eagles, these electrocutions were nearly evenly distributed between adult (55%) and juvenile (45%)

birds. Likewise, 45% of known age bald eagle electrocutions in Nebraska ( $n=22$ ) were juvenile birds (USEWS/Nebraska, unpubl. data). Overall mortality rates (considering all causes of death) are greater for juvenile birds than for adults. Recoveries of banded golden eagles showed mortality in 50% of the population by an age of 31 months (Harmata 2002). Although age-related differences in electrocution risk are typically poorly understood for species other than eagles, it is likely that juvenile individuals of other species may be at greater risk than adults due to inexperience and overall higher mortality rates. For example, juveniles accounted for 61% of Harris' hawk electrocutions ( $n=75$ ) in Tucson, Arizona (Dwyer 2004).

## SEASONAL PATTERNS

Electrocution risk can vary with season. Many golden eagle mortalities along power lines (nearly 80% in the Benson 1981 study) occur during the winter. Of eagle electrocutions in the western United States with known mortality dates ( $n=96$ ), 39% occurred from January to March; of eagle



**FIGURE 4.15:** Numerous birds perched on a pole can increase electrocution risk. Pictured: common ravens during breeding season.

© SHERRY AND JERRY LIGUORI

carcasses discovered for which the date of mortality was unknown ( $n=56$ ), 53% were found from January to April (Harness and Wilson 2001). Likewise, the majority (65%) of eagle mortalities reported during routine utility activities from 2001 to 2004 in the western United States by PacifiCorp (unpubl. data) occurred from December to April. The increased frequency of eagle electrocutions during the winter may be attributed to greater concentrations of the birds in areas associated with power lines during the winter months. Likewise, eagles may be attracted to high seasonal prey concentrations that may, coincidentally, occur near non-avian-safe lines. In addition, eagles probably hunt from perches more during the winter than at other times of the year. In Florida, where bald eagles occur year-round, electrocutions occurred during every month of the year (Forrester and Spaulding 2003). However, most occurred from October through April, the period that encompasses the breeding season when eagle abundance is greatest in Florida and when dispersal and migration occur.

Electrocution rates of other species may also increase seasonally due to breeding behavior and the presence of young. Increased

raptor electrocutions, particularly of Harris' hawks, corresponded with nesting activity in Tucson, Arizona (Dwyer 2004). Of known electrocution dates for hawks ( $n=119$ ) in the western United States from 1986 to 1996, 57% occurred from July to September (Harness and Wilson 2001). In Chihuahua, Mexico, red-tailed hawk mortality peaked from September to November (Cartron et al. 2005). Similarly, electrocutions of hawks in the western United States from 2001 to 2004 were

greatest from July to November, with 16% of annual mortality occurring in both July and August, 14% in September, 11% in October, and 7% in November (PacifiCorp, unpubl. data). These seasonal peaks likely correspond with increases in hawk populations due to dispersal of fledglings during the breeding season and influxes of birds during fall migration. This dataset also showed a slight increase in hawk electrocution mortality during March and April (each with 8% of annual mortality), probably correlated with spring staging. As with hawks, mortalities of owls in the western United States were greatest in late summer, particularly August and September (Harness and Wilson 2001). Likewise, electrocution of eagle owls (*Bubo bubo*) in the western United States were greatest during the period of juvenile dispersal in September (Rubolini et al. 2000). In the western United States, owl electrocutions from 2001 to 2004 were greatest during summer and early fall, with June, July, August, and September accounting for 26%, 24%, 7%, and 12%, respectively, of annual mortality (PacifiCorp, unpubl. data).

Electrocutions of other species also exhibit seasonal patterns. Records of corvid electrocutions in the western United States from 2001 to 2004 were greatest from April to August, with highest numbers in June (16%), July (22%), and August (15%) (PacifiCorp, unpubl. data). These months correlated with the local breeding season of these species, particularly the times when nestlings and/or fledglings are present (Figure 4.15). Raven



electrocutions also peaked in August and September in Chihuahua, Mexico (Cartron et al. 2005). Electrocutions of songbirds in the western United States were correlated with the summer months, as 69% of electrocutions occurred from June to August (PacifiCorp, unpubl. data). The APLIC-member utilities surveyed documented seasonal differences in electrocution rates and noted overall increases during nesting and fall migration (APLIC 2005). In addition, species-specific seasonality was noted for eagles (winter) and assassins (spring).

#### BEHAVIOR

Nesting, courtship, and territorial behavior can make raptors and other birds susceptible to electrocution (Figure 4.16; also see Chapter 6). The gregarious social behavior of some birds, such as Harris' hawks and vultures, can also increase electrocution risk as multiple birds perch together on a pole.

Benson (1981) found that nearly 46% of red-tailed hawk electrocutions occurred during courtship and nesting. Most of these birds were adults. Benson also noted that nearly 30% of the hawks electrocuted during the late spring and early summer were fledglings.

Dawson and Mannon (1994) reported that 37% of 112 electrocuted Harris' hawks in southern Arizona were birds that had recently fledged. Likewise, Dwyer (2004) found that 63% of electrocuted juvenile Harris' hawks ( $n=46$ ) were killed within three weeks of fledging. Of raptor and raven electrocutions in Tucson, 79% were within 300 m (1,000 ft) of a nest ( $n=56$ ) (Dwyer 2004). A young Swainson's hawk was found electrocuted in south-central Washington soon after it fledged (Fitzner 1978), and 2 fledgling great horned owls were found electrocuted near nests in Saskatchewan (Gillard 1977).

Groups of 2 to 3 common ravens have been electrocuted in Utah and Wyoming, likely due to multiple birds simultaneously spanning conductors (PacifiCorp, unpubl. data).

Several instances of electrocution of birds carrying prey or nest material have been reported. A dangling prey item or stick can help span the gap between phase conductors or between an energized conductor and a grounded conductor, electrocuting a bird returning to the nest (Switzer 1977; Fitzner 1978). A young great horned owl was found electrocuted with a freshly killed snowshoe hare (*Lepus americanus*) lying nearby (Gillard 1977). Similar incidents were noted by Brady (1963) and Hurl (1970). In Utah, an electrocuted great horned owl was discovered with four nestling western kingbirds (*Tyrannus verticalis*) in its talons, likely retrieved from a kingbird nest behind the transformer that killed the owl (S. Liguori, pers. obs.). Golden eagles carrying large prey have been electrocuted on otherwise avian-safe poles in Wyoming (PacifiCorp, unpubl. data). Two adult red-tailed hawks were electrocuted at separate nests in Wyoming, possibly while carrying nesting material (Benson 1981). A pair of electrocuted red-tails was found below a pole in Utah, both birds with nesting material in their talons (S. Liguori, pers. obs.). Ospreys have been electrocuted when carrying seaweed (*New York Times* 1951) and barbed wire



**FIGURE 4.16: Swainson's hawk pair perched on distribution pole.**

(Electric Meter 1953) to their nests. Nests and nestlings can also be destroyed if nesting material lies across conductors, resulting in a flashover and fire (Vanderburgh 1993).

During the nesting period, birds often engage in courtship and territorial defense. In such displays, raptors often lock talons, greatly increasing their effective wingspans. If these activities take place near a power line, the birds can be electrocuted. For example, in Montana, the electrocution of a subadult golden eagle was witnessed during an aggressive encounter with another eagle (Schonberger 2003). Nelson (1981) documented a pair of electrocuted eagles below a pole, the talons of each bird imbedded in the breast of the other. In Oregon, two electrocuted red-tailed hawks were found below a pole with the foot of the adult imbedded in the chest of the juvenile (S. Liguori, pers. obs.).

Aggression between species may also have similar results, e.g., in Wyoming the foot of a great horned owl was found grasping the foot of a red-tailed hawk (S. Liguori, pers. obs.). Likewise, in Arizona, Harris' hawk and red-tailed hawk were electrocuted together during an aggressive encounter (Dawson and Ivanman 1994). In areas of Montana

where large concentrations of eagles winter, aggressive interactions between birds have led to the electrocution of two birds at once (S. Milodragovich, pers. comm.). In the Northern Cape Province of South Africa, vultures were electrocuted on vertically configured poles when aggressive interactions caused birds to slip off the insulators and fall onto conductors (Kruger et al. 2003).

Raptors and other birds may use power poles to provide protection from the elements. During hot weather in open, arid environments, birds seeking shade may perch on lower crossarms or perch close to the pole (Figure 4.17). Birds may also use the lower portions of power poles during rain or snow. Although power poles do not appear to offer much protection from the elements, they can provide some cover, particularly in habitats lacking natural shelter.

#### WEATHER AND THE INFLUENCE OF WET FEATHERS

Inlement weather (particularly rain, snow, and wind) increases the susceptibility of birds to electrocution. Wet feathers increase conductivity, and birds have greater difficulty landing on power poles in high winds. Because dry feathers provide insulation, most electrocutions are caused by simultaneous skin-to-skin, foot-to-skin, or bill-to-skin contact with two energized conductors or a conductor and a ground.

Nelson (1979b, 1980b) conducted experiments to determine the conductivity of a live eagle by attaching electrodes to the skin of the wings and to the toes. Although lethal voltages and currents were not determined, these experiments demonstrated that, at 280 volts (V) and a current of 6.3 milliamperes (mA), the eagle's respiration increased. At 400 to 500 V and a current range of 9 to 12 mA, the eagle convulsed. Wet feathers burned at 5,000 to 7,000 V, but there was no measurable current through a dry feather at 70,000 V. Skin-to-skin contacts were on the order of ten times more dangerous than contacts




FIGURE 4.17: Swainson's hawk using power pole for shade.

between a wet eagle and two conductors, and about 100 times more dangerous than contacts between conductors and dry feathers. A dry feather is almost as good an insulator as air, but a wet feather has demonstrably greater conductivity. Major conclusions from Nelson (1979b, 1980b) were as follows:

- For voltages of up to 70,000 V and with electrodes at least 17.8 cm (7 in), apart, there is no measurable current flow (no conductivity) through a dry feather. There is little or no possibility of electrocution of dry eagles from wingtip contacts with two electric conductors.
- Wet feathers conduct current more readily than dry ones, and become capable of conducting amperages dangerous to eagles starting at about 5,000 V.
- The hazard to eagles is much greater than that to dry ones, and is increased even more so when wet birds lose some flight capability and control.

The amount of current conducted through wet feathers also depends on the concentration of salts and minerals in the water. Increased electrolyte content results in increased conductivity. Feather wetness further poses a risk because it elicits wing-spreading behavior in

the birds studied (Nelson 1979b), presumably to dry the feathers. Although this research was conducted on eagles, it has implications for other species. Birds that spend much of their time in or near water, such as herons, egrets, ibises, storks, pelicans, cormorants, and ospreys, may be at increased risk of electrocution. In addition, wing-spreading behavior commonly exhibited by cormorants or vultures may increase electrocution risk. A utility's Avian Protection Plan (APP) should include design standards appropriate for the species and conditions at issue. However, electrocutions will never be eliminated during wet conditions because feathers and wood can be conductive when wet, potentially causing electrocutions on normally benign poles.

Finally, the direction of the prevailing wind relative to the crossarm can also influence electrocution risk. Poles with crossarms perpendicular to the prevailing wind produced fewer eagle mortalities (Boeker 1972; Nelson and Nelson 1976, 1977). About half as many birds were found below poles with crossarms perpendicular to the wind, when compared to poles with crossarms diagonal or parallel to the wind (Benson 1981). This difference was probably related to the effect of wind on the ability of juvenile eagles to land on poles with the most highly sized parts.

# Avian Power Line Interaction Committee

## IDENTIFYING EVIDENCE OF ELECTROCUTION

Because not all dead birds below power lines may have died from electrocution, it is important to accurately determine the cause of death so that appropriate action can be taken. In winter surveys of raptor mortality in Montana, Olson (2001) found 126 carcasses along roadsides, 88 of which were submitted for necropsy. Of these birds, only 9% were electrocuted, while the majority (84%) had been shot. The majority of birds found along roadsides that were directly below power poles were also shot, with only 15% electrocuted (Olson 2001).

Evidence of electrocution can include burn marks on the feathers, feet, talons, flesh, or bill. Such burns may be obvious and extensive, or inconspicuous and not visible to the naked eye. Electrocuted birds may also exhibit deformed or damaged talons that appear broken, curled, or incinerated (Olson 2001). In some cases, the feet, toes, or talons are broken off during electrocution (PacifiCorp, unpubl. data). Although most victims of electrocution die, some individuals survive. Of 89 live Harris' hawks that were captured in Arizona, 9% exhibited injuries evident of

electrical shock (Dwyer 2004). Likewise, 20% of Harris' hawk electrocutions documented in Arizona ( $n=112$ ) were injuries rather than mortalities (Dawson and Mannan 1994).

Evidence of shooting differs from that of

electrocution. Birds that have been shot exhibit sheared flight feathers rather than singed feathers (EDM International, Inc. 2004). Other signs of shooting include shattered bones, contusions, hematomas, sprayed or spattered blood, and bullet wounds (Olson 2001).

## SCAVENGING RATES OF CARCASSES

Because there have been few large-scale studies that quantify avian electrocution rates, existing data have been used in some cases to extrapolate electrocution rates over large areas. Extrapolation is strongly discouraged, as electrocution risk is not uniformly distributed among all poles in all geographic areas. Carcass scavenging rates obtained from studies of non-raptors have also been used to extrapolate removal rates of electrocuted raptor carcasses. Again, caution should be used as carcass removal rates vary greatly among studies and can be influenced by scavenger populations, habitat, season, observer bias, and carcass species. In particular, raptor carcasses are less likely to be removed by scavengers than carcasses of other species. In a carcass removal study in Colorado and Wyoming, small carcasses were removed within 24 to 48 hours (Kerninger et al. 2000). In contrast, large birds (i.e. ferruginous hawk, great horned owl, and rough-legged hawk) remained for over two months. Orloff and Flinner (1993) found no scavenging of raptor carcasses ( $n=14$ ) during a single trial of seven days. Also, Howell and Noone (1992) found that carcasses of larger raptors remained longer than those of smaller raptors. Janss and Ferrer (2001) assumed the scavenging rate of eagles to be considerably lower than that of rabbits. Ellis et al. (1969) noted that, of raptor carcasses found along power lines in Utah (shooting was the primary cause of

death), most carcasses had remained intact and were seldom scattered by scavengers. Olson (2001) also found little evidence of scavenging on raptor carcasses below power lines in Montana. Along a power line in Wyoming in 1992, carcasses of electrocuted eagles were removed by researchers, yet there was not a thorough effort to remove all bones and feathers (Harness and Garrett 1999). During a subsequent survey of the line in 1997, scattered, old, bleached bones of 24 carcasses were discovered and assumed to be the remains of the eagles killed several years earlier (Harness and Garrett 1999).<sup>19</sup> Likewise, nearly half of the carcasses found in Utah and Wyoming were old bleached bones or desiccated carcasses, many of which appeared to have been undisturbed (PacifiCorp, unpubl. data). In addition, specific cases of individual carcasses that were not retrieved at the time of initial discovery were found again at the same sites several years later. In the urban area of Tucson, Arizona, most carcasses that were removed were taken by people, rather than scavengers (Dwyer 2004). In a study of carcass removal rates in Chihuahua, Mexico, 25% of raven carcasses ( $n=72$ ) were removed within one month of their discovery (Cartron et al. 2005). In contrast, 95% of non-raven (raptor) carcasses ( $n=21$ ) were present after one month, but only 63% remained after two months.

<sup>19</sup> A guide for identifying the remains of various raptor species (EDM International, Inc. 2004) can be obtained at [www.energy.ca.gov/pier/final\\_project\\_reports/CEC-500-2005-001.html](http://www.energy.ca.gov/pier/final_project_reports/CEC-500-2005-001.html).



## CHAPTER 5

# Suggested Practices: Power Line Design and Avian Safety

## IN THIS CHAPTER

- Introduction to Electrical Systems

- Avian Electrocutions and Power Line Design

- Suggested Practices

- Summary

This chapter addresses avian electrocution concerns from the engineering perspectives of design, construction, operations, and maintenance. It describes ways of designing new facilities and retrofitting existing facilities to be “avian-safe.”

## Interaction Committee

As communities grow, their demand for electricity increases. Additional power lines must be built to supply the additional power. The more miles of power lines there are, the greater the potential for birds to interact with electrical facilities and the inherent hazards.

Biologists and planners must have a basic understanding of power systems, power line designs, and related terminology to identify and implement successful solutions to bird electrocutions. This chapter discusses North American power lines, and the designs and configurations that present avian electrocution risks. For further reference, a glossary of terms is provided in [Appendix D](#).

This 2006 edition of *Suggested Practices* supersedes the recommendations incorporated in the 1996 edition and includes updates

based on growing field experience and product performance testing. Despite efforts to present “state-of-the-art” recommendations, users of this manual should be aware that many wildlife protection products have not been tested or tested from an engineering perspective.<sup>20</sup> An IEEE Working Group under project PI656 is writing a guide entitled *Guide for Testing the Electrical, Mechanical, and Durability Performance of Wildlife Protective Devices Installed on Overhead Power Distribution Systems Rated up to 38 kV*. The guide will provide technical guidance for testing wildlife guards and should be available in 2006. Utilities are encouraged to share or publish information regarding avian-safe power line construction and retrofitting experience that can be used to refine future editions of *Suggested Practices*.

<sup>20</sup> However, the recommendations provided in this manual have been field tested by utilities and some results have been published in scientific and engineering journals.

**INTRODUCTION TO ELECTRICAL SYSTEMS**

**DISTINCTIONS BETWEEN TRANSMISSION AND DISTRIBUTION LINES**

Power lines are rated and categorized, in part, by the voltage levels to which they are energized. Because the magnitudes of voltage used by the power industry are large, voltage is often specified with the unit of kilovolt (kV) where 1 kV is equal to 1,000 volts (v). Generally, from the point of origin to the end of an electric

system, line voltage is used to designate four classes of types of power line (Table 5.1).

In addition to the voltage level, power line classification is dependent on the purpose the line serves (as shown in Figure 5.1). This publication is concerned with electrical distribution and transmission

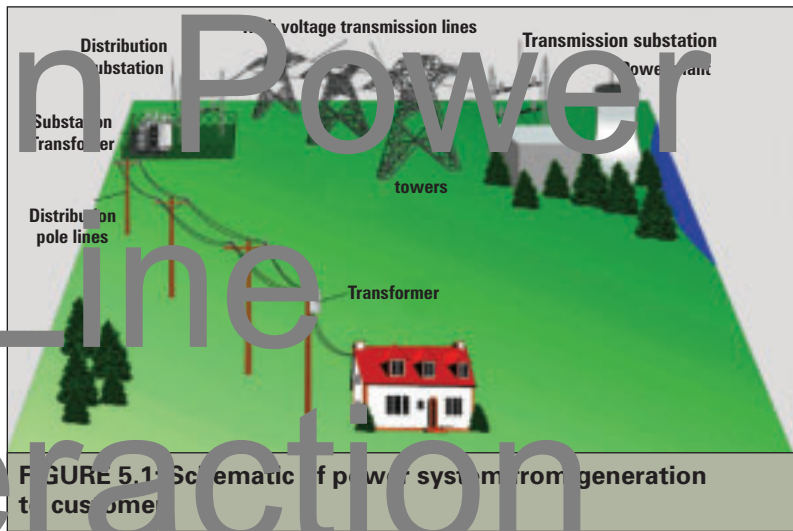
lines that may pose to birds. In this manual, lines that are energized at voltages  $\geq 60$  kV are considered transmission lines, and lines energized at voltages  $\leq 60$  kV are considered distribution lines, however, this may vary with different utilities. Performance experience indicates that low voltage (secondary) lines—also called *utilization facilities* ( $\leq 600$  v)—are not often involved in avian electrocutions.

**DIRECT CURRENT AND ALTERNATING CURRENT SYSTEMS**

Although there are some direct current (DC) power systems where current flows in system conductors in only one direction, most commercial power systems in the United States use alternating current (AC). In AC systems, current flows in system conductors in one direction for 1/120th of a second,

**TABLE 5.1: Voltage ranges of different power line classes.**

Designation	Voltage Range
Generation plant	12 V to 22 kV
Transmission	60 kV to 700+ kV
Distribution	2.4 kV to 60 kV
Utilization	120 V to 600 V



**FIGURE 5.1: Schematic of power system from generation to customer.**

© RURAL UTILITIES SERVICE

going from zero amperes to a peak ampere value and back to zero amperes. It then reverses direction and for another 1/120th of second flows in the opposite direction in system conductors, again going from zero amperes to a peak magnitude and back to zero amperes. It then changes direction again and the cycle repeats. If projected on a graph, the current would appear as a sinusoidal curve as depicted in Figure 5.2, that shows at least two complete cycles of current flow on phases A, B, and C of a three-phase circuit. In the United States, there are 60 such cycles each second (also referred to as 60 hertz). There are more AC systems than DC systems because utilities can transmit large amounts of power over long distances on high voltage transmission lines and can take advantage of the alternating magnetic fields associated with AC systems.




FIGURE 5.2: Three-phase current waveform.

#### OVERHEAD VERSUS UNDERGROUND

Utilities install facilities either overhead or underground, depending upon numerous factors and concerns. Some key factors include customer needs, terrain and environment restrictions, costs, and code requirements. Cost is a major concern as utilities have a responsibility to serve customers with high quality, reliable electric service at the most reasonable cost possible. Although facilities are installed underground in many areas throughout the country where utilities have found it technically and financially feasible to do so, there are many more areas where

utilities have determined that installing facilities underground is not feasible, leaving lines to be installed overhead. If all lines could be installed underground, birds would have little exposure to electrocution hazards and there would be little need for this publication. However, it is neither practical nor feasible to install or convert all overhead lines to underground and it becomes less practical as the voltage of the line increases. The focus of this publication, therefore, is to provide overhead power line designs and modifications that minimize electrocution risk for birds.

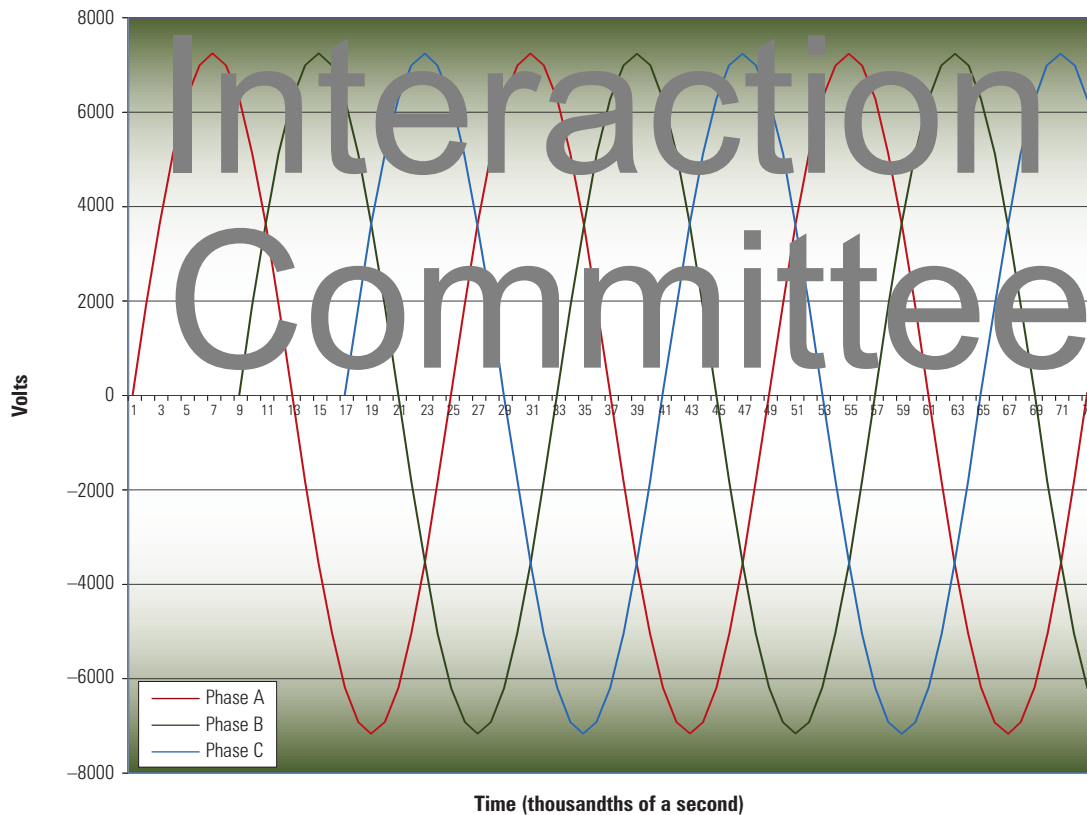
**SINGLE, TWO, AND THREE-PHASE OVERHEAD SYSTEMS**

Most AC commercial overhead power lines utilize some form of support structure from which insulators and electrical conductors are attached. Support structures may consist of preservative-treated wood poles, hollow or lattice steel structures, steel-reinforced concrete poles, or composite poles made from fiberglass or other materials. Insulators are made of porcelain or polymer materials that do not normally conduct electricity. Electrical conductors are usually manufactured from copper or aluminum.

The basic workhorse of the electric utility is the three-phase circuit that consists of three separate phase conductors supported by structures, as described above, that support at least three electrical phase conductors without

a neutral (or grounded) conductor. The separate phase conductors are energized at the same voltage level but are electrically 120° out of phase with one another (see Figure 5.3 for a diagram of the three phase voltages and their time relationships). Because of this electrical phase difference, the conductors are called phase conductors. In electrical engineering, the term “phase” has several significant meanings, however, for this publication, it is used to mean an energized electrical conductor with the electrical characteristics described above. Three-phase systems are used for both distribution and transmission lines. One of the primary benefits of three-phase systems is the ability to deliver large amounts of power over long distances. Most electric systems originate as three-phase facilities and,

# Avian Power Line Interaction Committee



**FIGURE 5.3: Three-phase voltage waveform.**



out on the power line route, change from three-phase to two-phase (i.e., V-phase) facilities or to single-phase facilities.

Because of limited rights-of-way (ROW) availability and the need to deliver significant amounts of power, some power line structures may carry several three-phase circuits. In some cases, the structure supports two or more three-phase transmission circuits high on the structure while the lower portion supports several three-phase distribution circuits. Structures could also support low voltage utility distribution circuits for street lighting or electric service to homes and businesses. Distribution circuits installed on the lower portion of a transmission structure are commonly referred to as “underbolt” distribution.

Transmission line structures always support at least one three-phase circuit. They have three energized conductors (more if bundled), and may have one or two grounded conductors (usually referred to as *static wires*) installed above the phase conductors for lightning protection. Again, there may be more than one three-phase circuit supported on the same structures.

Distribution line structures may support a variety of conductor configurations. A distribution line could consist of three phase conductors only, or three separate phase conductors and a single neutral (grounded) conductor. The neutral conductor could be the top-most conductor on the supporting structure or it could be placed below or even with the phase conductors. Distribution lines could also consist of two phase conductors alone or two phase conductors and a neutral conductor, again with the neutral conductor being above, below, or even with the phase conductors. A distribution line may also have just a single phase conductor and a neutral conductor with the neutral being above, below, or even with the phase conductor. Most distribution lines throughout the United States have the neutral conductor placed below the phase conductors. The neutral conductor is used to complete the electrical circuit and serves as part of the conducting path for phase current flowing from the customer back to the substation where the circuit originates. The earth itself serves as the other part of the return current path.

## AVIAN ELECTROCUTIONS AND POWER LINE DESIGN

Birds can be electrocuted by simultaneously contacting energized and/or grounded structures, conductors, hardware or equipment. Electrocutions may occur because of a combination of biological and electrical design factors. Biological factors are those that influence avian use of poles, such as habitat, prey, and avian species (see [Chapter 4](#)). The electrical design factor most crucial to avian electrocutions is the physical separation between energized and/or grounded structures, conductors, hardware, or equipment that can be bridged by birds to complete a circuit. As a general rule, electrocution can occur on structures with the following:

Phase conductors separated by less than the wrist-to-wrist or head-to-foot (flesh-to-flesh) distance of a bird (see [Chapter 4, Size](#))<sup>21</sup>;

- Distance between grounded hardware (e.g., grounded wires, metal braces) and any energized phase conductor that is less than the wrist-to-wrist or head-to-foot (flesh-to-flesh) distance of a bird.

In the 1970s, Morley Nelson evaluated electrocution risk of eagles to identify configurations and voltages that could electrocute birds (Nelson 1979b, 1980b; Nelson and Nelson 1976, 1977; see [Chapter 4](#)).

<sup>21</sup> The wrist is the joint toward the middle of the leading edge of a bird's wing. The skin covering the wrist is the outermost fleshy part on the wing.

Because bird feathers provide insulation when dry, contact must typically be made with fleshy parts, such as the skin, feet, or bill. Nelson determined that 150-centimeter (cm) (60-inch [in]) spacing is necessary to accommodate the wrist-to-wrist distance of an eagle. As a result, a 150-cm (60-in) separation has been widely accepted as the standard for eagle protection since the 1975 edition of *Suggested Practices*. Although wingspans can measure up to 2.3 meters (m) (7 feet [ft]) for golden eagles (*Aquila chrysaetos*) and 2.4 m (8 ft) for bald eagles (*Haliaeetus leucocephalus*), the distance between fleshy parts (wrist-to-wrist) is less than 150 cm (60 in) for both species (see Chapter 4, *Size*). Therefore, under dry conditions, a 150-cm (60-in) separation should provide adequate spacing for an eagle to safely perch. Larger birds such as condors or storks may require special consideration by utilities. Utilities in areas without eagle populations may choose to develop separate species-specific construction standards as many utilities in regions with wet climates do in regard to air-borne contaminants. A utility's Avian Protection Plan (APP) should identify protected species within the utility's operations area and include design standards appropriate for the species and conditions of use (see Chapter 4). An APP should also identify circumstances where avian-safe construction is to be used (i.e., in bird use areas, as part of ROW permit conditions, etc.).

Although avian-safe construction minimizes electrocution risk, electrocutions can never be completely eliminated. Because wet feathers and wet wood are conductive, birds can be electrocuted during wet weather on normally benign poles.

With an understanding of how birds can be electrocuted on power lines, utilities can select designs that are avian-safe and help to

avoid and/or mitigate electrical hazards to birds. Voltage, conductor separation, and grounding practices are a particular concern when designing avian-safe structures, however, public safety, governed throughout the United States by the current National Electric Safety Code (NESC), is the primary design consideration. State and local governments also may have codes that govern power line design and construction.<sup>22</sup>

### SEPARATIONS

The NESC and the codes of many local jurisdictions dictate power line phase-to-phase separations and the clearances of line components above ground. In accordance with the NESC, both the distance between phase conductors and the distance that conductors are hung above ground is based on the line voltage and the activity that does and could take place in the area of the power line. These code requirements are considered the minimum distances and separations needed to be certain that the facilities will not be harmful to the general public or the line crews that have to operate and maintain them. The code requirements are not intended to provide safety to birds and other animals that come into contact with assemblies at the top of power lines.

Distribution lines are built with smaller separations between energized conductors and between energized conductors/hardware and grounded line components than are transmission lines. Consequently, avian electrocution risk is greater on distribution lines.

*Transmission conductors* are generally spaced 1 to 9.1 m (3 to 30 ft) apart, and are supported on poles or towers that range from 15.2 to 36.6 m (50 to 120 ft) in height. A single transmission tower can accommodate more than one circuit. See Figure 5.4 for examples of transmission structures.

<sup>22</sup> For example, California Public Utility Commission (CPUC) General Order 95 establishes the rules for overhead line construction in California.

# Avian Power Line Interaction Committee

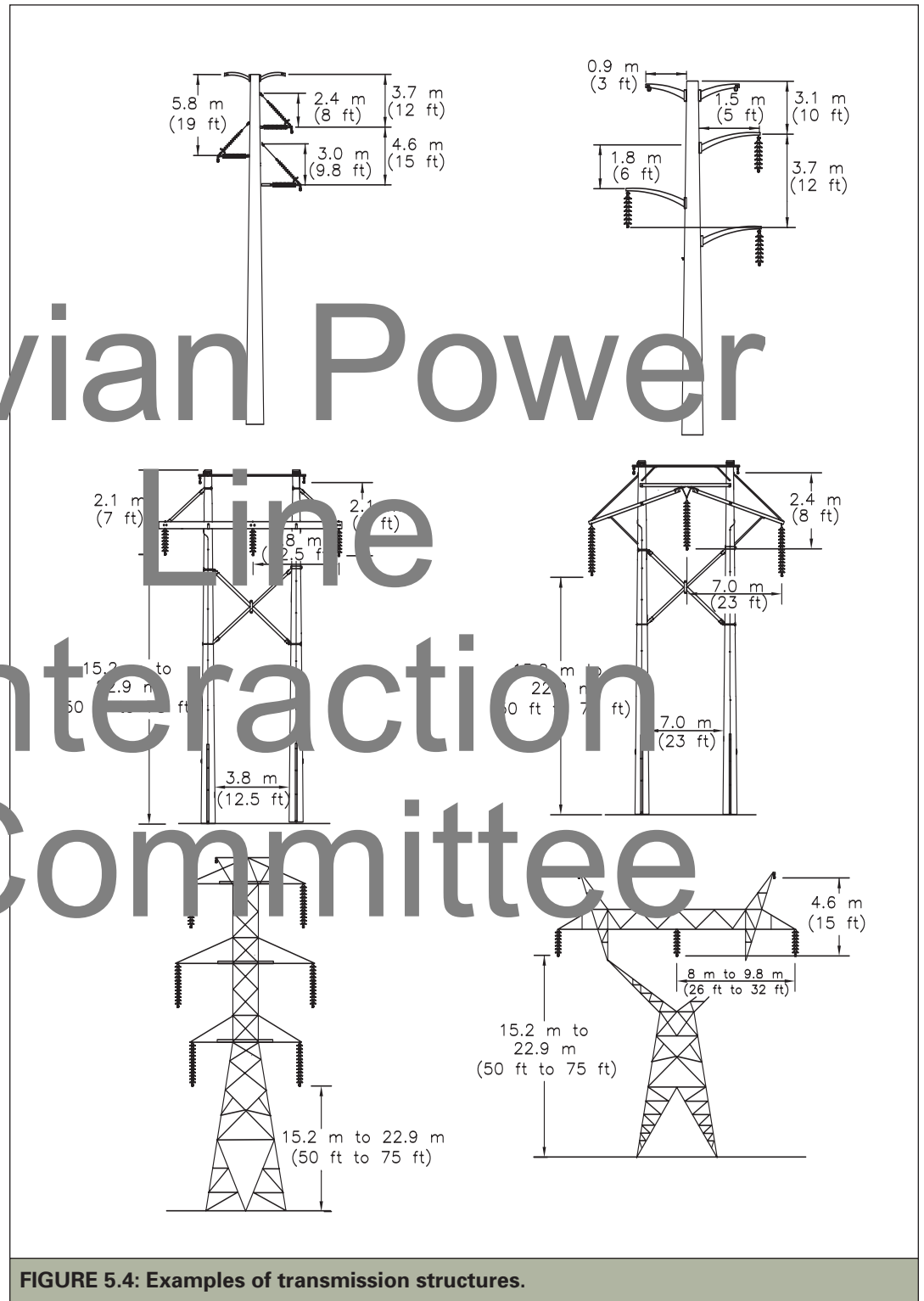


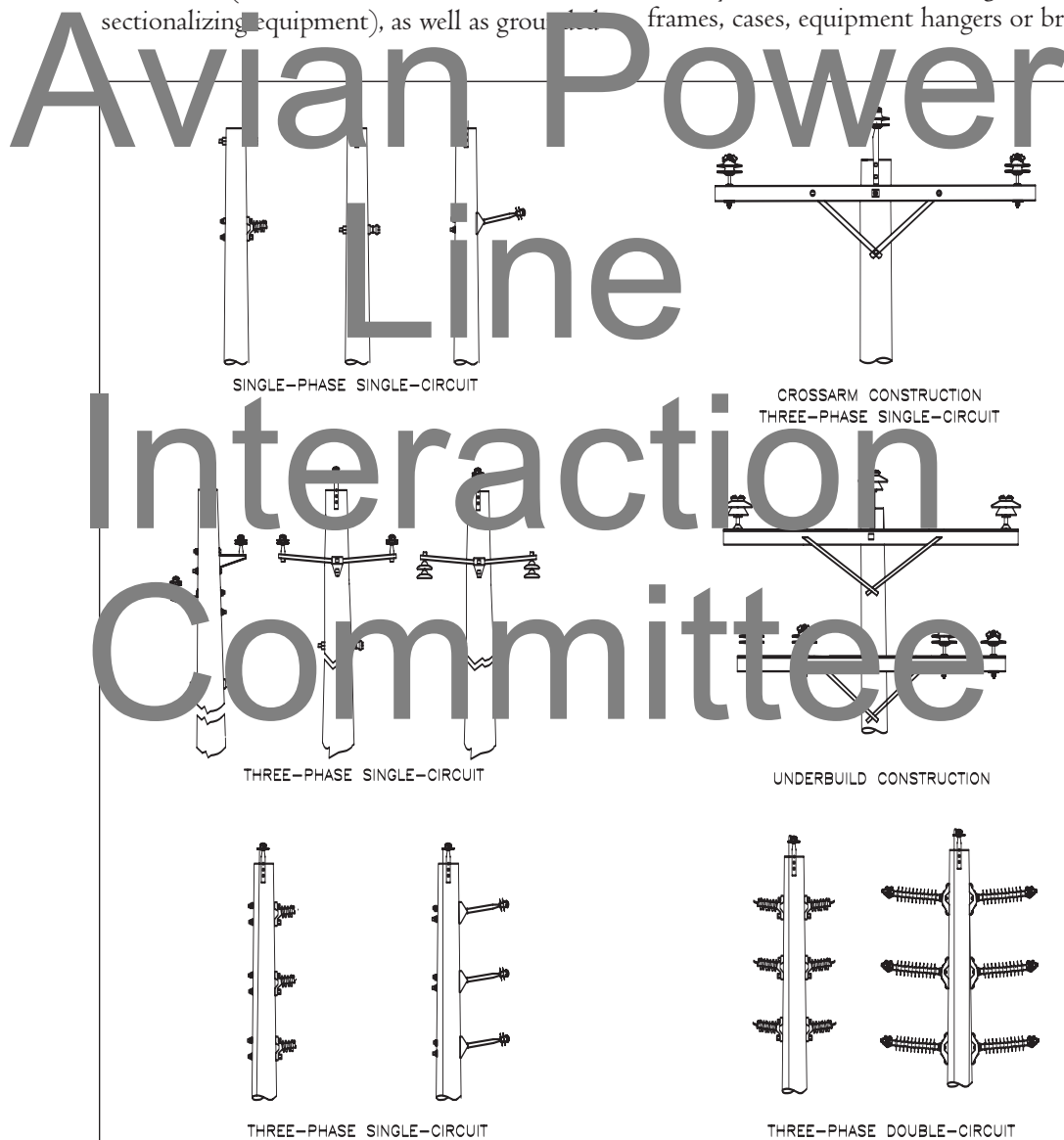
FIGURE 5.4: Examples of transmission structures.

*Distribution line* conductors are generally spaced 0.6 to 1.8 m (2 to 6 ft) apart, and are supported on wood, steel, composite or concrete poles that range from 9.1 to 19.8 m (30 to 65 ft) in height (Figure 5.5). As with transmission poles and towers, distribution poles can accommodate more than one circuit (Figure 5.5). The addition of jumper wires, transformers, switches, and electrical protective devices (fuses, reclosers, and other circuit sectionalizing equipment), as well as ground

hardware included on pole-top assemblies, increase the potential for avian electrocutions due to close separation of energized and grounded parts.

#### BONDING AND GROUNDING

Bonding electrically interconnects all metal or metal-reinforced supporting structures—including lamp posts, metal conduits and raceways, cable sheaths, messengers, metal frames, cases, equipment hangers or brackets,



**FIGURE 5.5:** Examples of typical distribution configurations.

and metal switch handles and operating rods. In most cases these bonded hardware items are grounded in accordance with NESC Rule 215 C1.<sup>23</sup> The NESC requires the grounding of these metallic items to help keep the metal at the same voltage as the earth to which it is grounded. Bonding is particularly necessary in areas (industrial, agricultural, or coastal locations with salt, particulates, or other matter in the air) where excessive leakage currents may cause burning around metal items in the presence of moisture. On multi-grounded neutral power systems, the neutral is grounded by connecting it to a grounding electrode (ground rod) installed in the earth

at the base of a pole at least four times in each mile of line. For birds, bonding and grounding provide pathways for contacts from energized conductors or energized hardware to metal items that are grounded.

The position of the neutral depends on the area's isokeraunic level and/or the practices of the utility. For some utilities, the neutral serves as an overhead ground wire (static wire) for lightning protection. If this type of construction is used, the designer should provide avian-safe separation and ensure that appropriate coverings are used on the grounding conductors and bonded hardware.

## SUGGESTED PRACTICES

The remainder of this chapter presents configurations that can pose avian electrocution risks and suggests practices for modifying those problem configurations (Table 5.2). Recommendations are based on providing 150 cm (60 in) separation for eagle protection. Other avian species may require more or less separation, depending on the size and behavior of the bird (see Chapter 4, *Size*).

Recommendations are provided for avian-safe modifications of existing facilities, and avian-

safe designs for new facilities. These practices either provide birds with a safer place to land or attempt to discourage birds from perching on parts of the structure where optimal separation cannot be provided.

Two basic principles should be considered when attempting to make a structure avian-safe: *isolation* and *insulation*. The term *isolation* refers to providing a minimum separation of 150 cm (60 in) between phase conductors or a phase conductor and grounded hardware/

TABLE 5.2: Summary of figures and pages for problem configurations and suggested solutions.

Configuration	Problem Figure	Solution Figure	Pages
Single-phase	Figures 5.6, 5.8	Figures 5.7, 5.9, 5.10	61–66
Three-phase	Figures 5.11, 5.15, 5.17, 5.20	Figures 5.12, 5.13, 5.14, 5.16, 5.18, 5.19, 5.21	66–76
Corner poles	Figure 5.22	Figures 5.23, 5.24, 5.25	76–80
Steel/concrete distribution poles	Figures 5.27, 5.29	Figures 5.28, 5.30, 5.31, 5.32, 5.33	81–88
Problem transmission designs	Figures 5.34, 5.36, 5.40, 5.42	Figures 5.35, 5.37, 5.38, 5.39, 5.41, 5.43	88–99
Transformers and other equipment	Figures 5.44, 5.45	Figures 5.46, 5.47	99–102

<sup>23</sup> In some jurisdictions, bond wires are not grounded if the facilities comply with the exceptions of NESC Rule 215 C1.

conductor.<sup>24</sup> Using the principle of isolation may be most applicable for new or rebuilt structures in areas where avian electrocution risk is a concern. The term *insulation* refers to covering phases or grounds where adequate separation is not feasible. Although equipment that is covered with specifically designed avian protection materials can prevent bird mortality, it should not be considered insulation for human protection. Examples of such coverings are phase covers, bushing covers, arrester covers, cutout covers, jump wire hoses, and covered conductors. In addition, perch discouragers may be used to deter birds from landing on hazardous (to birds) pole locations where isolation, covers, or other insulating techniques cannot be used. Many equipment poles necessitate using a combination of techniques to achieve avian safety.

Both avian-safe modifications of existing structures and avian-safe new construction should be employed if circumstances indicate they are necessary. In areas with known populations of raptors or other birds of concern, new lines should be designed with adequate separations for birds. Given the diversity of line designs and voltages used by power companies, across-the-board standards and guidelines are not possible. It is not realistic to expect to eliminate all hazards to birds. However, it is feasible to reduce known and potential hazards.

#### MODIFICATION OF EXISTING FACILITIES

In recommending remedial actions for a particular problem, the following generalizations can be made:

- In areas with vulnerable avian populations, power lines built to past construction standards may present serious threats to birds.

Such lines are characterized by closely separated, energized components including bare conductors, equipment bushings, primary transition terminations, arresters, and cutout tops. In addition, all of these energized sources may be close to grounded steel brackets, metal crossarm braces, conductors, or guy wires.

- The phase-to-phase and phase-to-ground separation of most transmission lines is typically greater than 150 cm (60 in) and, therefore, the likelihood of electrocutions occurring at voltages greater than 10 kV is low.
- Priority should be given to poles preferred by raptors or other birds that have a high electrocution risk.
- Raptors may use any pole located in homogenous areas of suitable habitat. In these areas, poles of like configuration may pose similar electrocution risks. These areas can be assessed to prioritize structures for corrective actions.
- Electrocutions that have occurred on distribution lines with crossarm construction should be evaluated closely. Although remedial actions should be made at structures with avian mortalities, modifications of entire line sections are generally not recommended in response to an electrocution, which is a localized event. Risk assessments should be conducted to determine the likelihood of multiple electrocutions on a given section of line and to identify the poles that pose that risk. Criteria could include electrocuted birds found near a pole, prey availability, proximity to active nests, terrain advantage, and/or consistent use of preferred poles for perching or still-hunting.
- Poles supporting additional electrical equipment (e.g., transformers and switches)

<sup>24</sup> The drawings and text in this chapter refer to providing 150-cm (60-in) separation for eagle protection. Dimensions can be modified for other species (see Table 4.1 for measurements of other avian species). A utility's APP may include approved construction standards for avian protection; this may be particularly necessary for designs that do not provide 150-cm (60-in) separation.

in avian use areas are more likely to cause electrocution (Olenдорff et al. 1981; APLIC 1996; Harness and Wilson 2001; Liguori and Burruss 2003; Idaho Power Co., unpubl. data). Retrofitting these structures can reduce avian electrocution risk and improve power reliability.

### AVIAN-SAFE DESIGN OF NEW FACILITIES

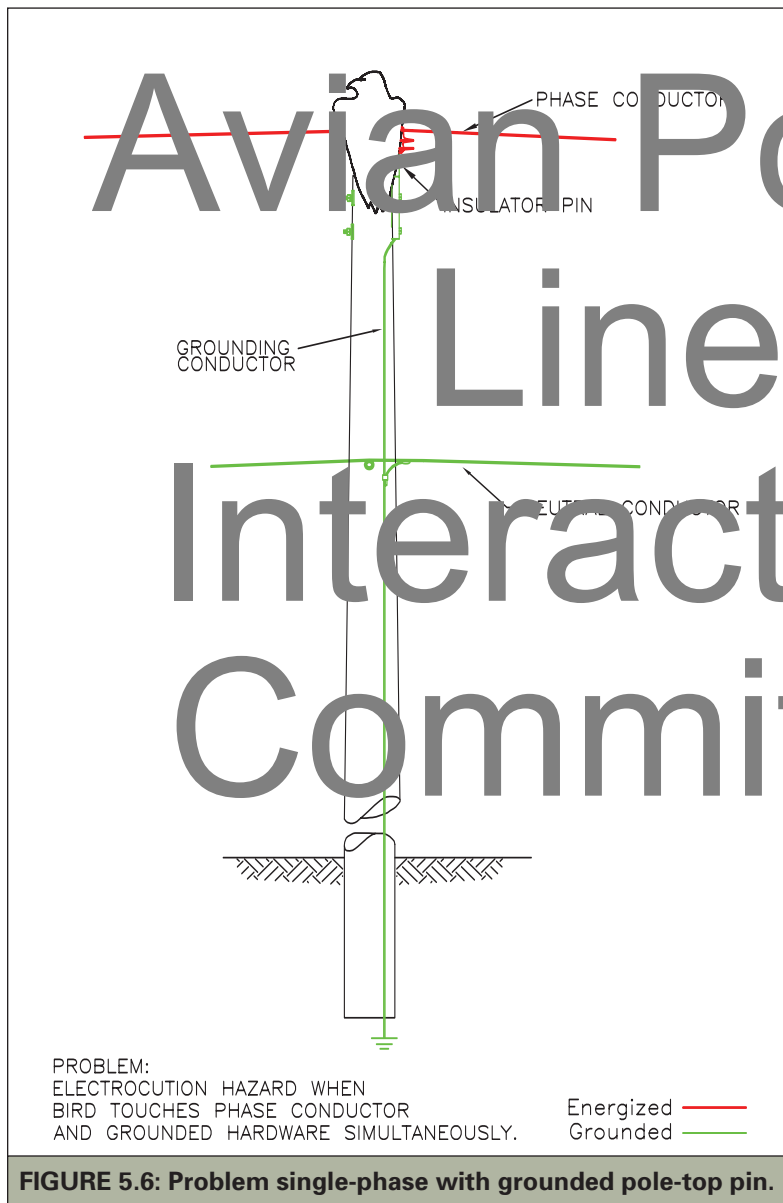
Concepts used to modify existing power lines also apply to new construction. Again, two basic considerations are conductor separation and grounding procedures. As with retrofitting, the objective is to provide a 150-cm (60-in) separation between energized conductors or energized hardware and grounded conductors/hardware. If enough separation is not possible, appropriate covers can be used to prevent simultaneous contact between energized and/or grounded facilities.

When planning the construction of new power lines, it is important to consider the safety of the public and utility personnel, biological aspects, ROW permit requirements, service reliability, and other economic and political factors. Although biological significance cannot be overlooked, it may not be possible to site lines outside high-quality bird habitat. In many instances, ROW permits will require avian-safe construction on federal lands. Biologists and engineers should cooperatively consider all factors when developing recommendations for preventing avian mortality problems.

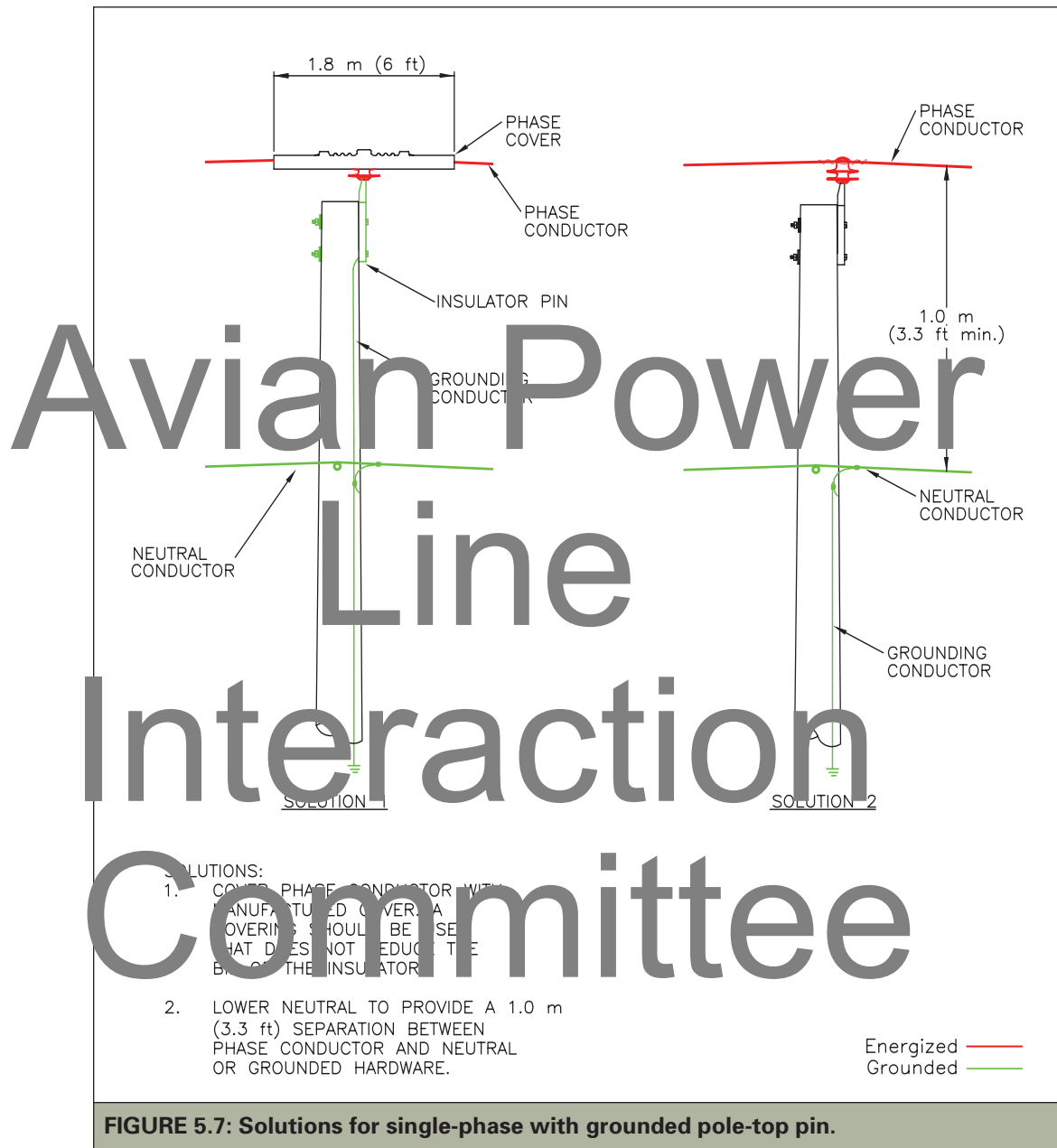
### SPECIFIC DESIGN PROBLEMS AND SOLUTIONS

#### Distribution WOODEN POLES Single-Phase Lines

Figure 5.6 shows a typical single-phase line with the phase conductor mounted on the top and the neutral mounted on the side of the pole.<sup>25</sup> In this example, the pole bond (grounding conductor) extends up to the top of the pole to ground the metal bracket. With this configuration, the feet of a large bird perched on the pole top could touch the grounding conductor or grounded insulator pin, while its breast or other body parts contact the phase conductor. In 1971, 17 dead



<sup>25</sup> Note that in this and subsequent figures, grounded conductors and hardware are shown in green and energized conductors and hardware in red. The designs presented in this section apply to poles of a non-conducting nature (i.e. wood or fiberglass). See [Steel/Concrete Poles](#) for avian-safe designs of steel/concrete poles.



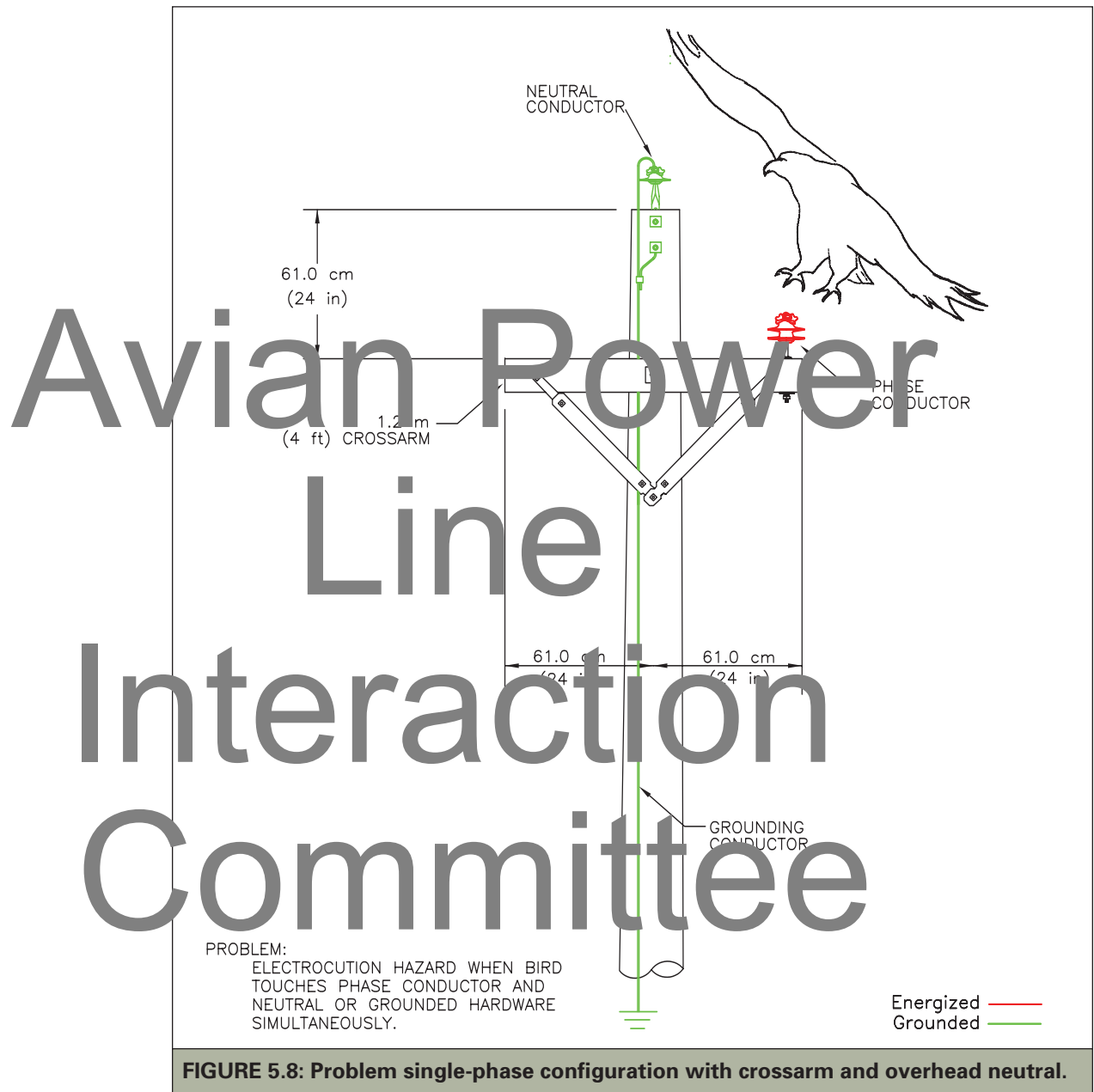
**FIGURE 5.7: Solutions for single-phase with grounded pole-top pin.**

eagles were found below poles of this configuration in the Pawnee National Grasslands and adjacent areas in Colorado, where habitat and prey attracted wintering eagles (Olendorff 1972a). One retrofitting option for this configuration is to place a cover manufactured for this purpose over the phase conductor to

help prevent simultaneous phase-to-ground contact (Figure 5.7, Solution 1). For further information on the use of cover-up products see [Precautions](#) (page I02).

If the pole bond or grounding conductor does not extend above the neutral conductor and there is at least 100 cm (40 in) of vertical

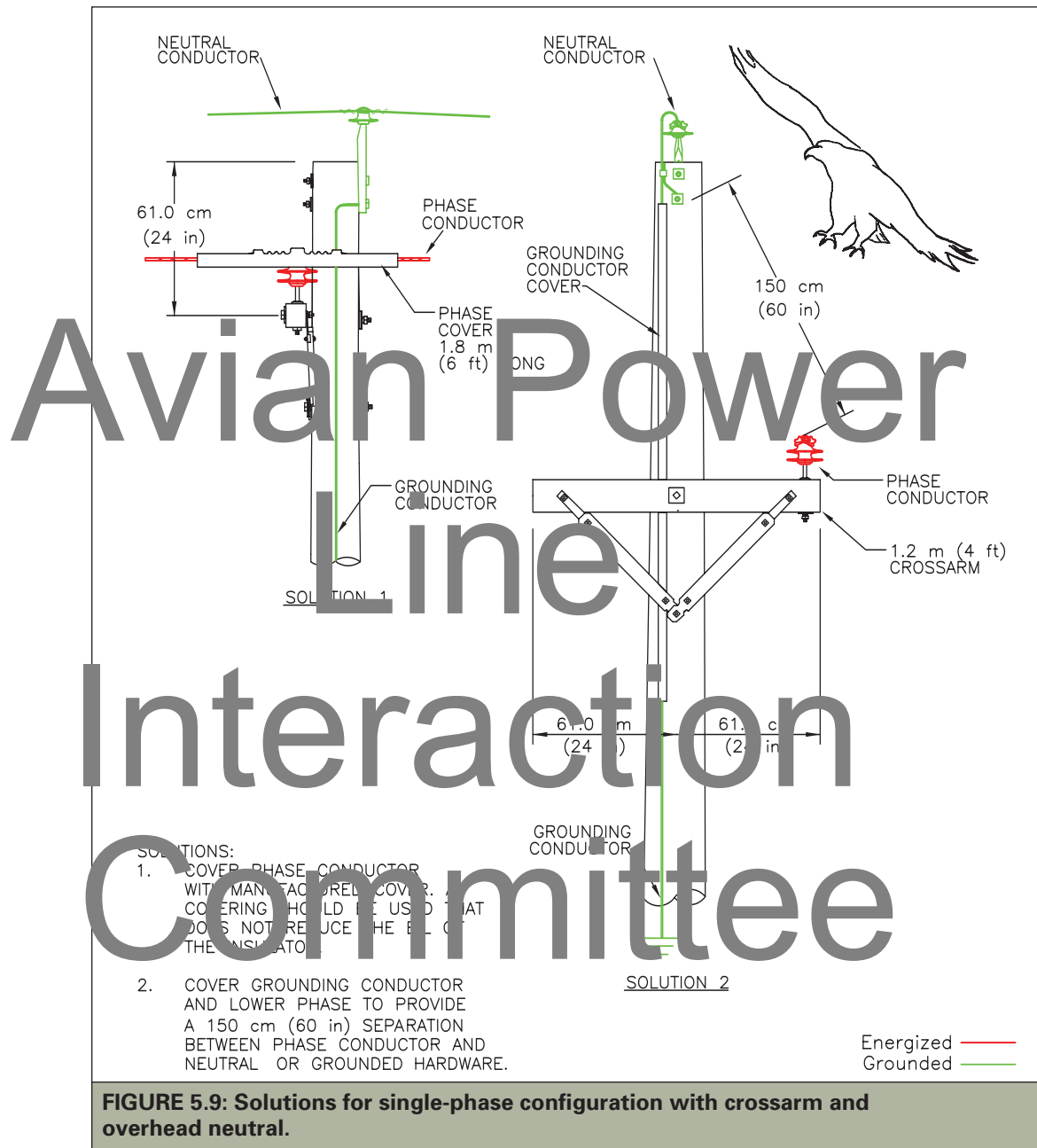




separation between the phase and neutral conductors, then no further avian protection action should be needed (Figure 5.7, Solution 2).

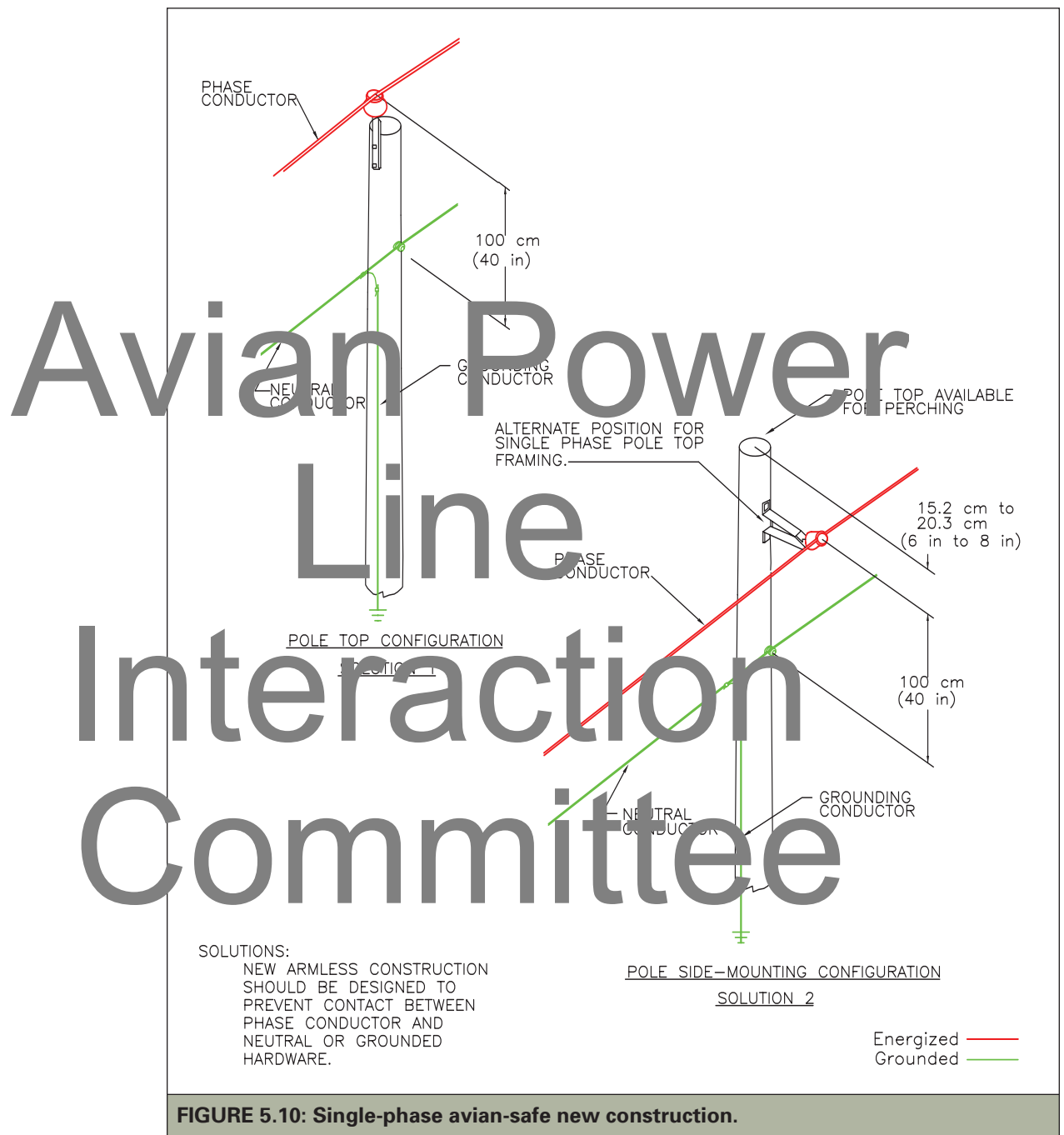
Figure 5.8 shows another problem single-phase power line, where a pole-top neutral conductor was mounted 61 cm (24 in) above

an energized conductor that was supported on a 1.2-m (4-ft) crossarm. In 1992, 17 dead eagles were found below poles with such a configuration along a 24-kilometer (km) (15-mile [mi]) stretch of distribution line in central Wyoming (PacifiCorp, unpubl. data). When the eagles tried to perch on the



conductor end of the crossarm where there was less than the wrist-to-wrist separation between the phase and neutral conductors, the birds were electrocuted. Surveys conducted in 2002 found that, although this configuration is now uncommon (only 3.9% of 10,946 poles surveyed), it accounted for a disproportionate

number (6.4%) of raptor mortalities ( $n=94$ ) (PacifiCorp, unpubl. data). For this single-phase crossarm configuration (Figure 5.8), the phase conductor can be covered to prevent avian electrocutions (Figure 5.9, Solution 1). Another option is to lower the crossarm and cover the grounding conductor



**FIGURE 5.10: Single-phase avian-safe new construction.**

for avian-safe phase-to-ground separation (Figure 5.9, Solution 2).

When constructing new armless single-phase lines in bird concentration areas, structures should be designed to prevent

contact between energized phase conductors/hardware and grounded conductors/hardware (Figure 5.10). If the pole bond and grounding conductor do not extend above the neutral conductor and there is a 100-cm (40-in)

spacing between the phase conductor and the neutral conductor, then no further avian protection should be needed (Figure 5.10, Solution 1). Figure 5.10 (Solution 2) shows a single-phase configuration with the phase conductor mounted on the side of the pole. This provides the pole top as a perch.

### Three-Phase Lines

Crossarms of 1.8 or 2.4 m (6 or 8 ft) are typically used for most single-pole, three-phase configurations (Figure 5.11). For airports, the crossarm can provide excellent perching opportunities between phases, but the phase conductor separation is often insufficient to safely accommodate wrist-

to-wrist distances of large birds. Utility use of grounded steel crossarm braces<sup>26</sup> may further reduce ground-to-phase separation, increasing the risk of avian electrocution. Although the Rural Electrification Administration (REA)<sup>27</sup> specifications were changed in 1972 to increase conductor separation and include the use of wooden crossarm braces (U.S. REA 1972; see Appendix B) many pre-1972 poles are still in use today. The center phase is supported either on a pin insulator on the crossarm (Figure 5.11, Problem 1) or with a pin insulator attached to the pole top (Figure 5.11, Problem 2).

Several remedial measures are available to achieve avian-safe separation between phases

# Avian Power Line Interaction Committee

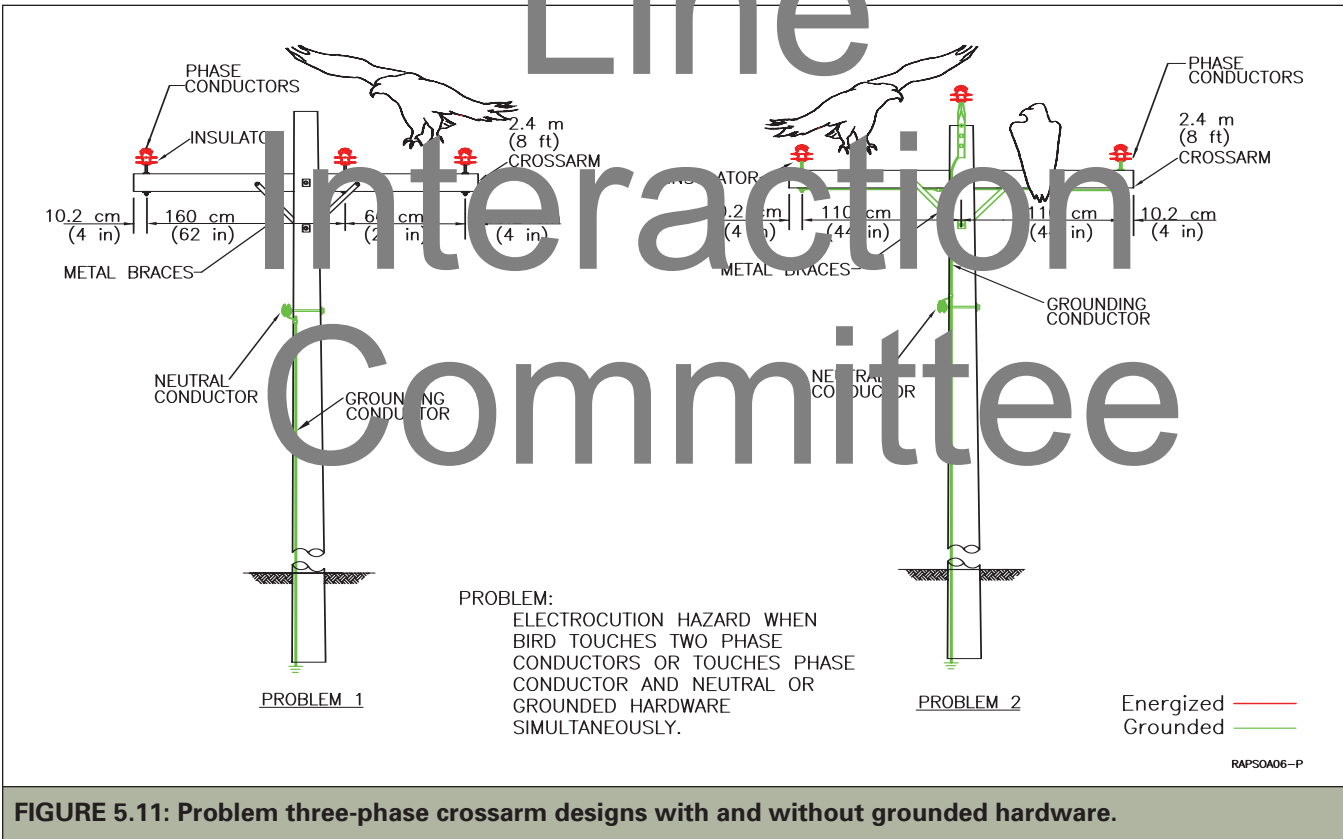


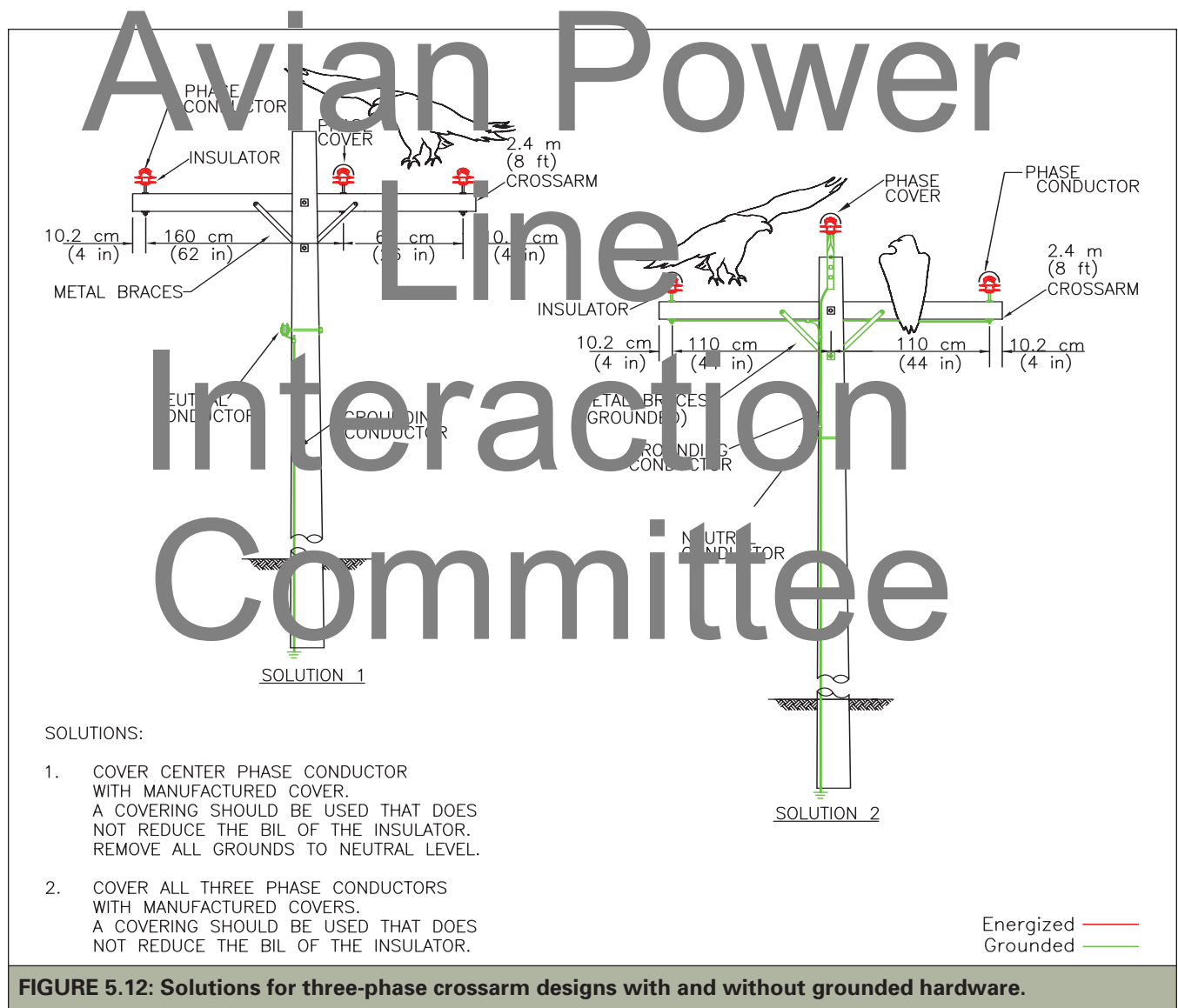
FIGURE 5.11: Problem three-phase crossarm designs with and without grounded hardware.

<sup>26</sup> Grounded to prevent pole fires resulting from insulator leakage currents.

<sup>27</sup> REA, the predecessor to the Rural Utilities Service (RUS), provides financing assistance to rural electric utilities that agree to install facilities in accordance with the standards and specifications established by REA/RUS.

or between phase and ground where all hardware is bonded (as shown in Figure 5.11):

- Install covers over the insulator and conductor on the center phase and remove bonding down to the neutral (Figure 5.12, Solution 1). For further information on the use of cover-up products, see [Precautions](#) (page I02).
- If bonds are not removed, install phase covers over all three insulators and conductors (Figure 5.12, Solution 2).
- For pole-top pin construction, the crossarm can be lowered and/or replaced with a longer crossarm (Figure 5.13).<sup>28</sup> A 2.4-m (8-ft) crossarm should be lowered 104 cm (41 in) to achieve 150-cm (60-in) conductor separation. A 3-m (10-ft)



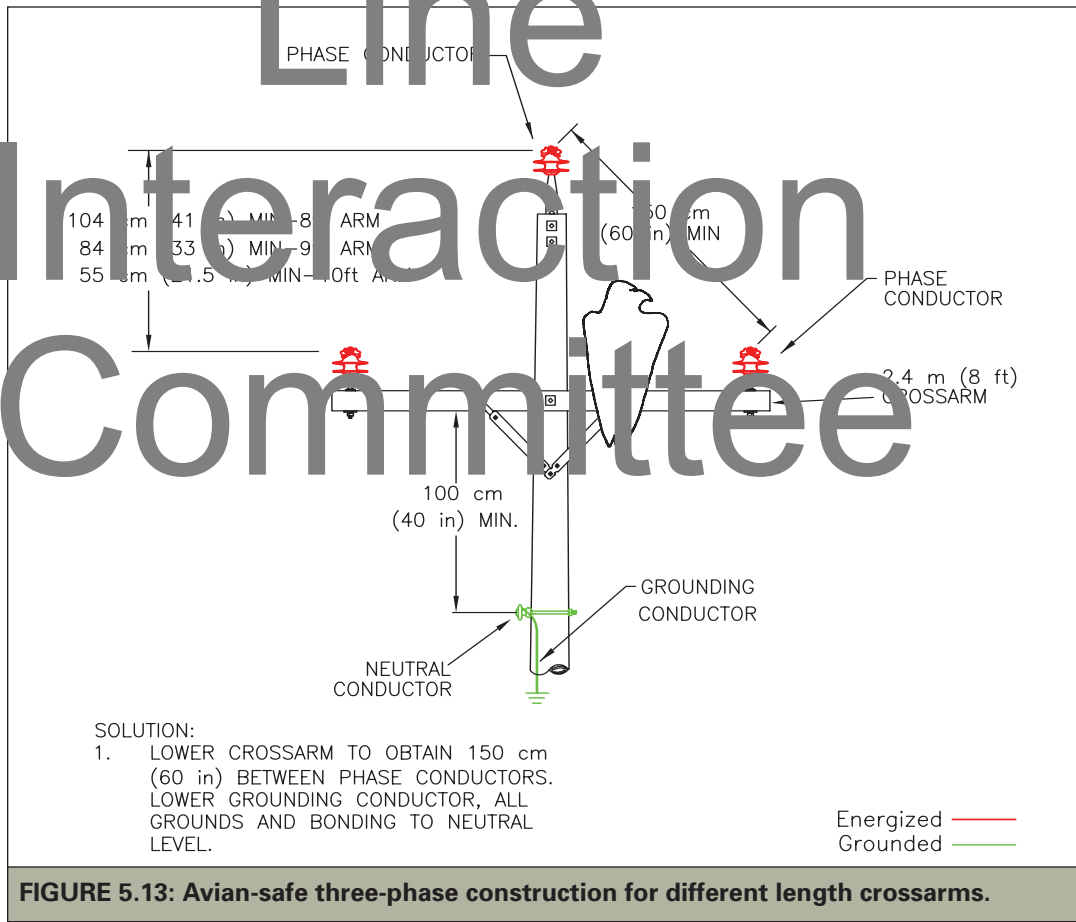
<sup>28</sup> Provided that NESC requirements can be met.

crossarm could be mounted 55 cm (21.5 in) below the top of the pole to provide 150 cm (60 in) of conductor separation between the center and outer phase conductors. In addition, the bond wire must be lowered to the neutral position. This lowered arm configuration can also be used for avian-safe new construction.

On three-phase crossarm construction where there is no grounding conductor along the neutral and the center phase is on the crossarm, a perch discourager may be installed to deter perching between closely separated phase conductors (Figure 5.14). If there is less than a 150-cm (60-in) spacing

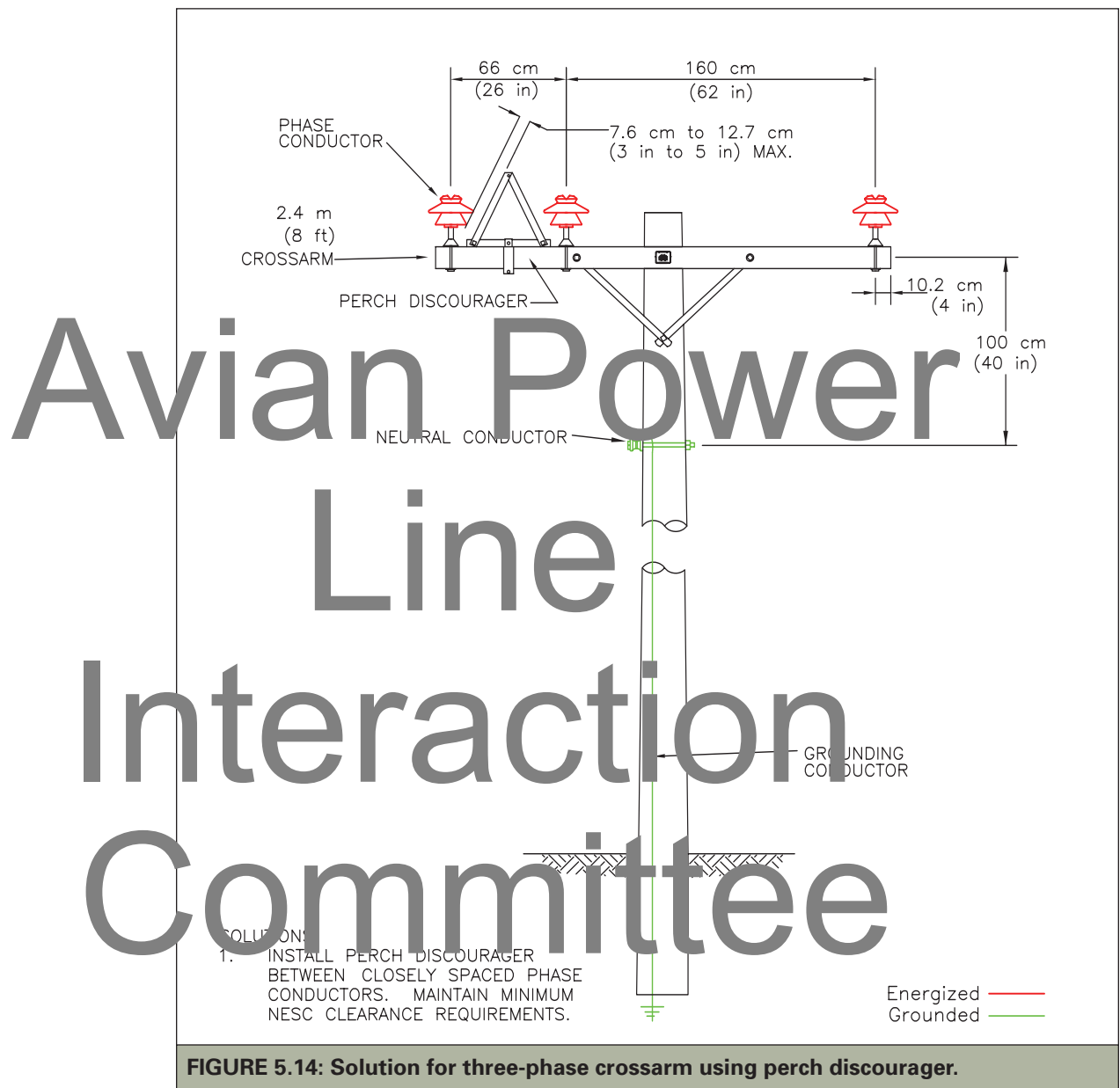
between the center and outer phases (opposite the perch discourager), a phase cover should be installed on the center phase instead of using a perch discourager. Design consideration must be given to meet minimum NESC clearances on the supporting structure (pole, crossarm, insulator and perch discourager).<sup>29</sup> Proper distance between the perch discourager and the phase conductor is required and increases as the system voltage increases. In addition, to prevent birds from perching between the disc and outer phase conductor, no more than 12.5 cm (5-in) space should be allowed between a perch discourager and the insulator skirt. When these two parameters conflict, the perch discourager

# Avian Power Line Interaction Committee



**FIGURE 5.13: Avian-safe three-phase construction for different length crossarms.**

<sup>29</sup> NESC Rule 235E, Table 235-6.



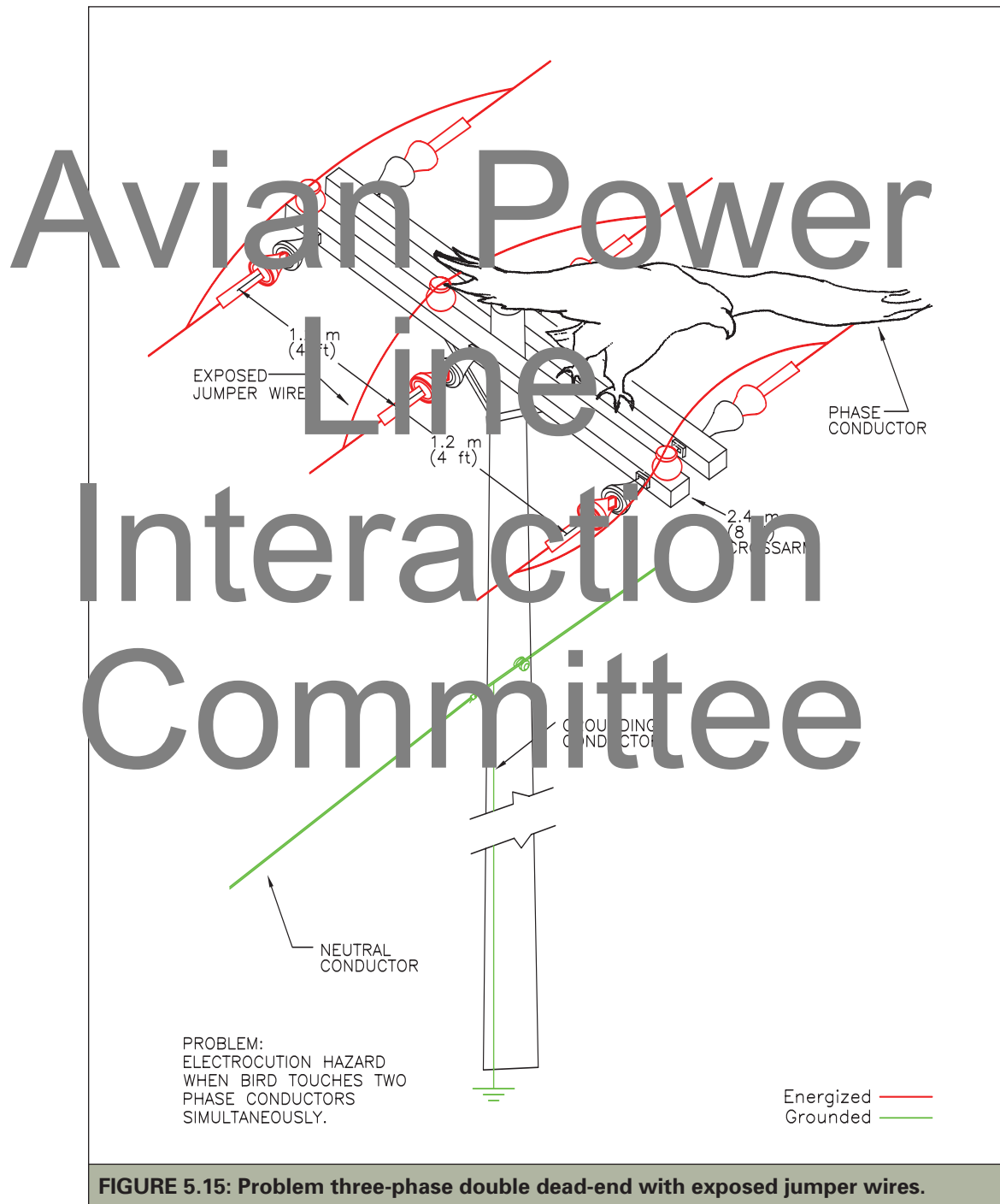
is not an acceptable mitigation tool. For example, on system voltages exceeding 18.7 kV phase to phase, electrical clearance will require greater than 12.7 cm (5 in), which exceeds the maximum avian-safe physical spacing and would not be effective. If spacing and system voltage are not compatible with a perch discourager, a

phase cover should be used instead. See [page 17](#) for a discussion of appropriate uses of perch discouragers for deterring birds.

Dead-end distribution structures accommodate directional changes, line terminations, and lateral taps. These structures handle greater loads, usually use anchor and guy wire assemblies, and have energized jumper wires.

These characteristics can pose electrocution risks to birds. Figure 5.15 depicts a three-phase, double dead-end pole in which jumper wires extend over the crossarm. On such a

configuration, a bird can be electrocuted by simultaneously touching two of the phase jumpers. To reduce this risk, use dead-end covers on both sides of the center conductor



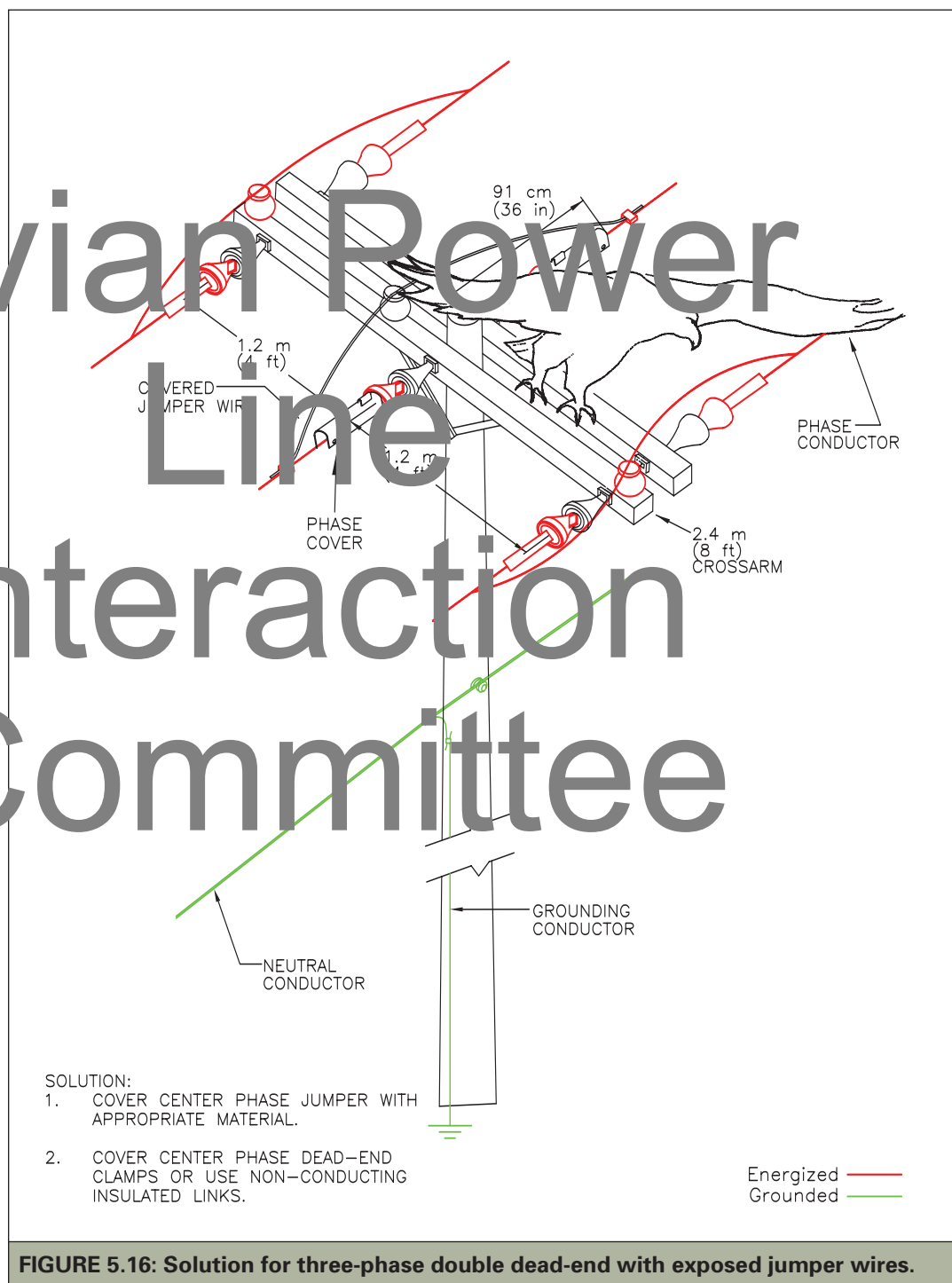
**FIGURE 5.15: Problem three-phase double dead-end with exposed jumper wires.**



and cover the center phase jumper wire with a material designed for the purpose. A covered conductor can also be used (Figure 5.16), as

can insulated links or insulators that move the energized conductor 91 cm (36 in) from the center of the pole.

# Avian Power Line Interaction Committee

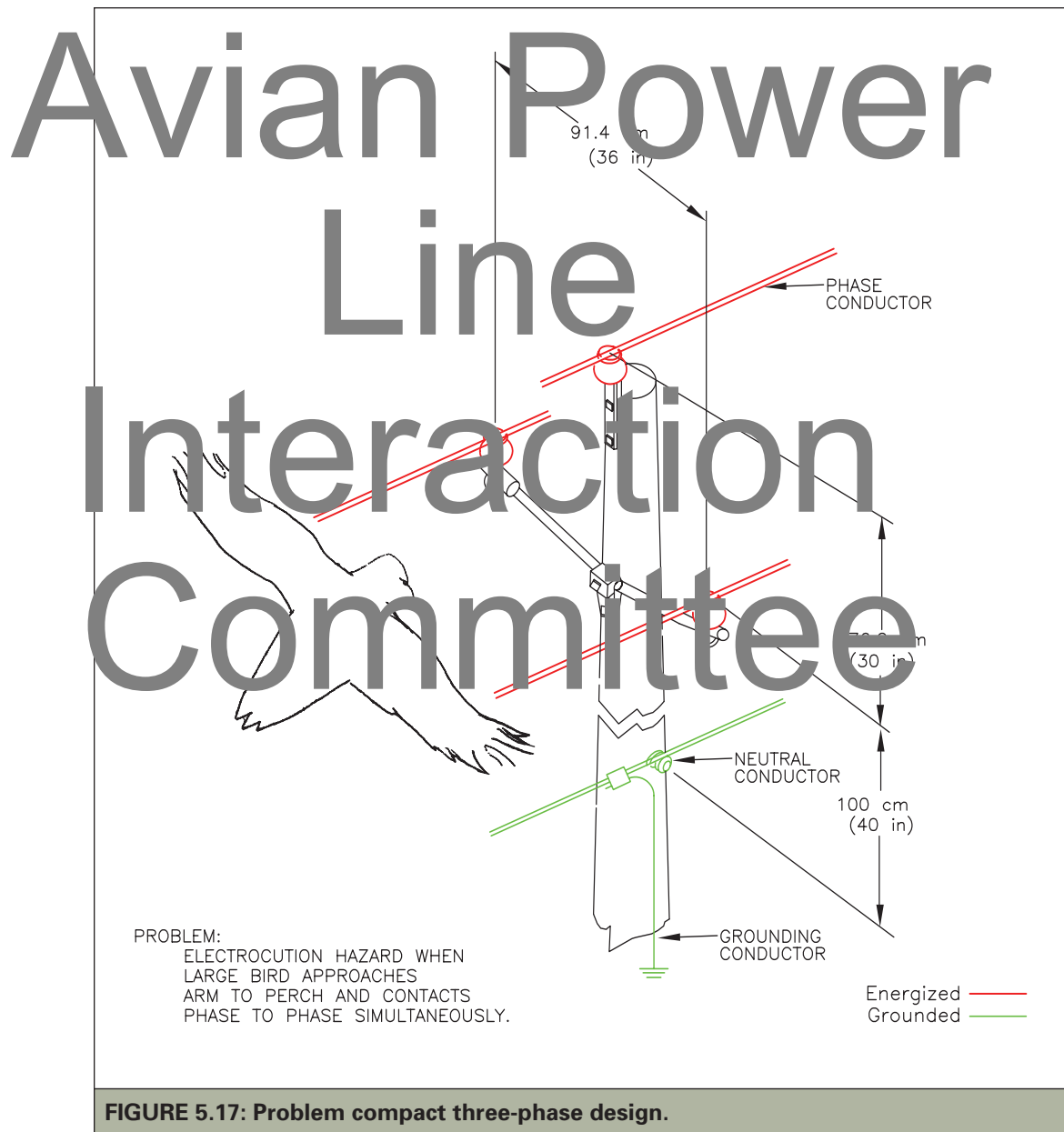


**FIGURE 5.16: Solution for three-phase double dead-end with exposed jumper wires.**

### Compact Designs

The three-phase compact design shown in Figure 5.17 was not originally considered a high-risk configuration (Olendorff et al. 1981; APLIC 1996). However, raptors and other large birds may be electrocuted when flying in to perch on the short fiberglass arms that support the phase conductors. Interest-

ingly, this configuration presented a significant eagle electrocution problem on a line in southern Utah, while a nearby line of the same construction did not electrocute any eagles (PacifiCorp, unpubl. data). Overall, streamline poles comprised 10% of poles surveyed in Utah and Wyoming from 2001 to 2002 ( $n=74,020$ ) and accounted for 13%



**FIGURE 5.17: Problem compact three-phase design.**

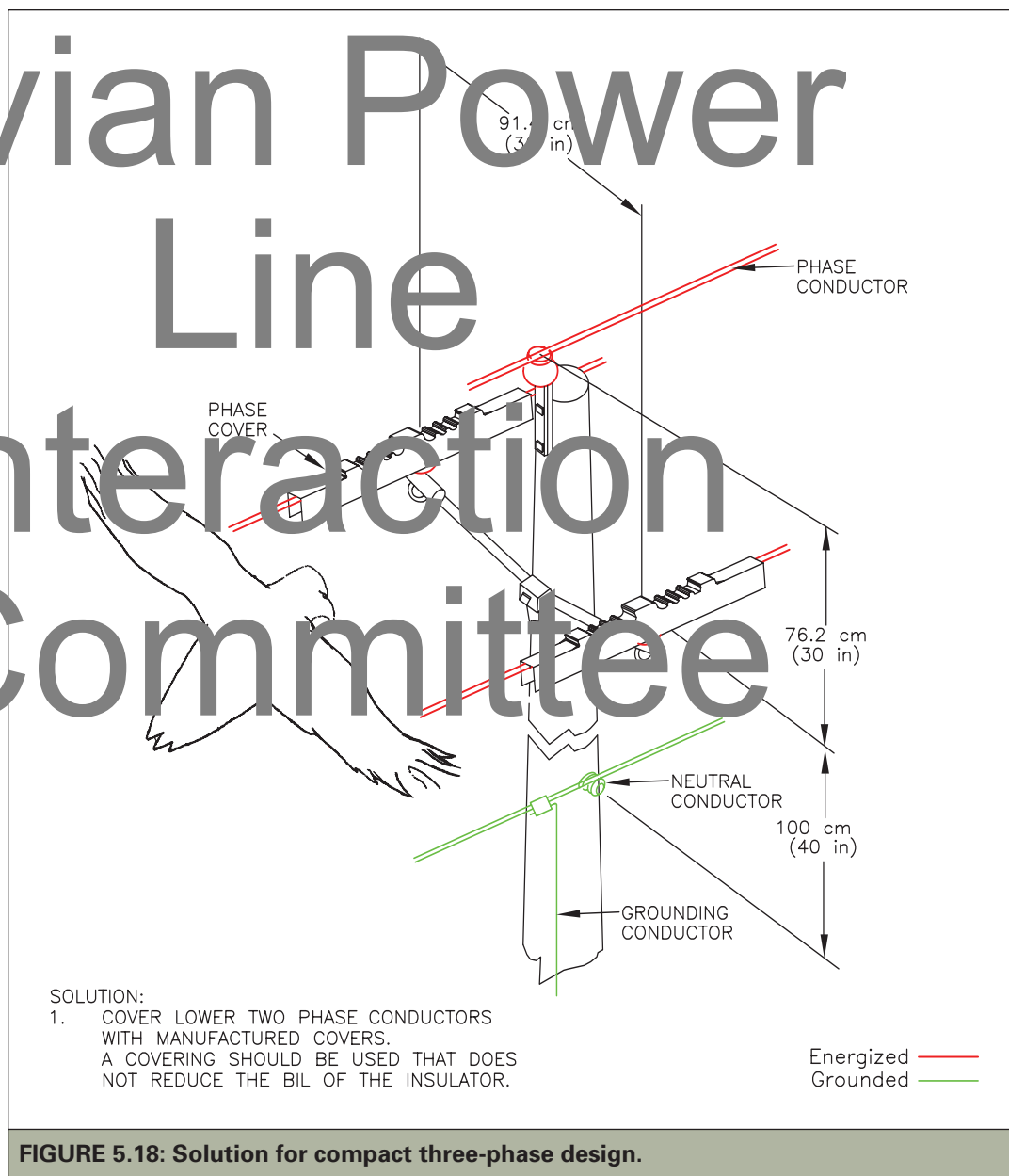
of avian mortality ( $n=547$ ) (Liguori and Burruss 2003).

Solutions for the problem compact design shown in Figure 5.17 include the following:

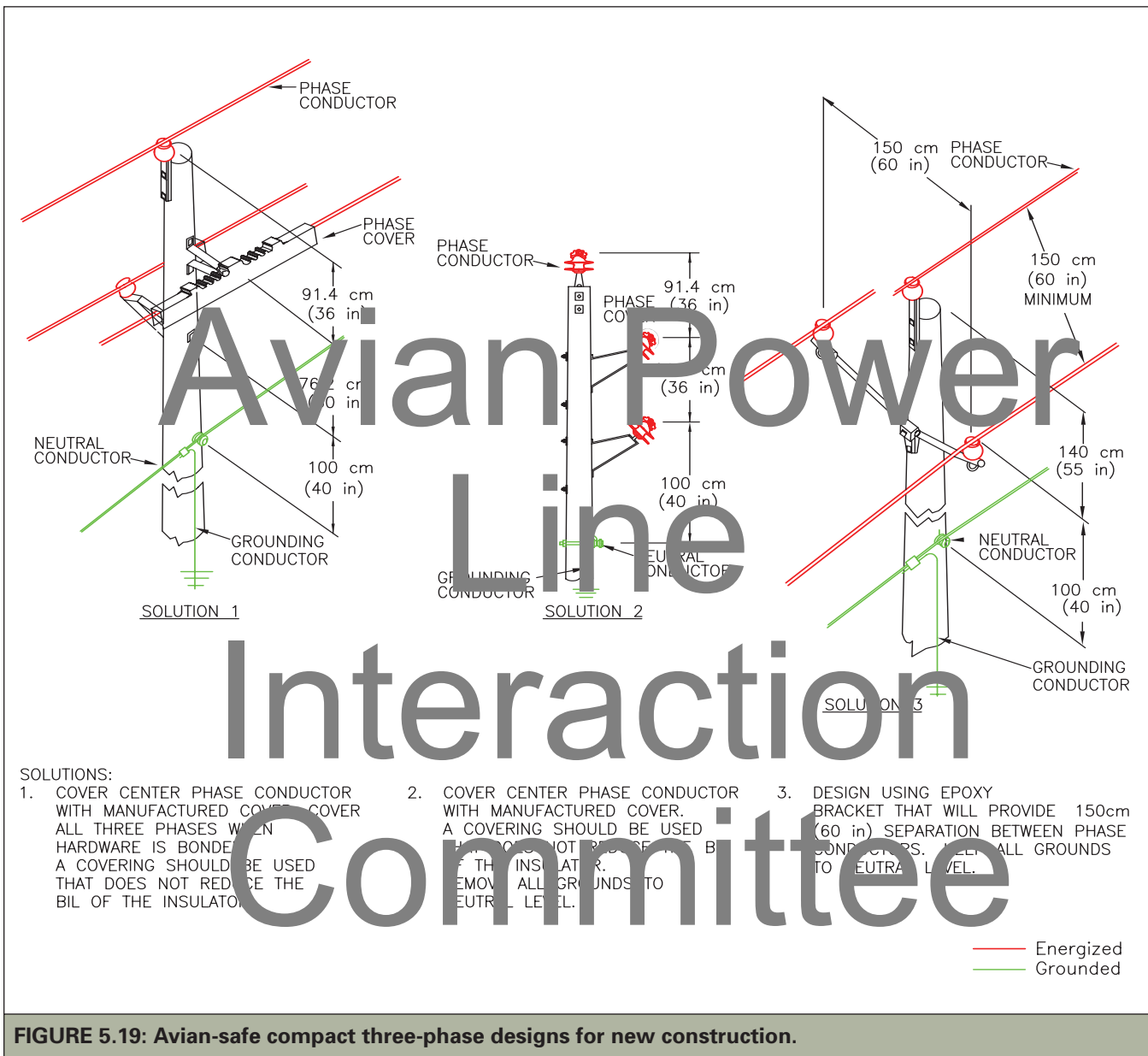
- Install phase covers over the lower, outer phase conductors (Figure 5.18). Note that phase covers may not fit on compact designs with side-tied conductors or angled insulators.
- Replace the existing epoxy bracket with a longer bracket and lower it to achieve a 150-cm (60-in) phase separation (see Figure 5.19, Solution 3).

In addition, there are several avian-safe design options for new construction that may

# Avian Power Line Interaction Committee



**FIGURE 5.18: Solution for compact three-phase design.**



be used where ROW restrictions require compact configurations in areas that attract large birds (Figure 5.19). Inventories of avian populations, food sources, locations preferred by birds, alternative configurations, electrical reliability requirements, and other data should be obtained before determining the final design.

The armless configuration, in which conductors are mounted on horizontal post insulators, can be used for distribution lines (Figure 5.20). In utility service areas subject to high lightning levels, lightning protection on such lines may include an overhead conductor that must be grounded. On some installations with wood poles, utilities, particularly in salt

spray or other contaminated areas, may bond the bases of the post insulators to the pole-grounding conductor to prevent pole fires. A bird perched on the insulator can be electrocuted if it comes in contact with the energized conductor and either the grounded insulator base or the bonding conductor. Solutions for avian-safe horizontal post

designs are provided in Figure 5.2I. Solution options include:

- Covering the vertical grounding conductor from the overhead grounding conductor clamp to 30 cm (12 in) below the lowest phase and disconnecting insulator bracket bonds (Figure 5.2I, Solution I);

# Avian Power Line Interaction Committee

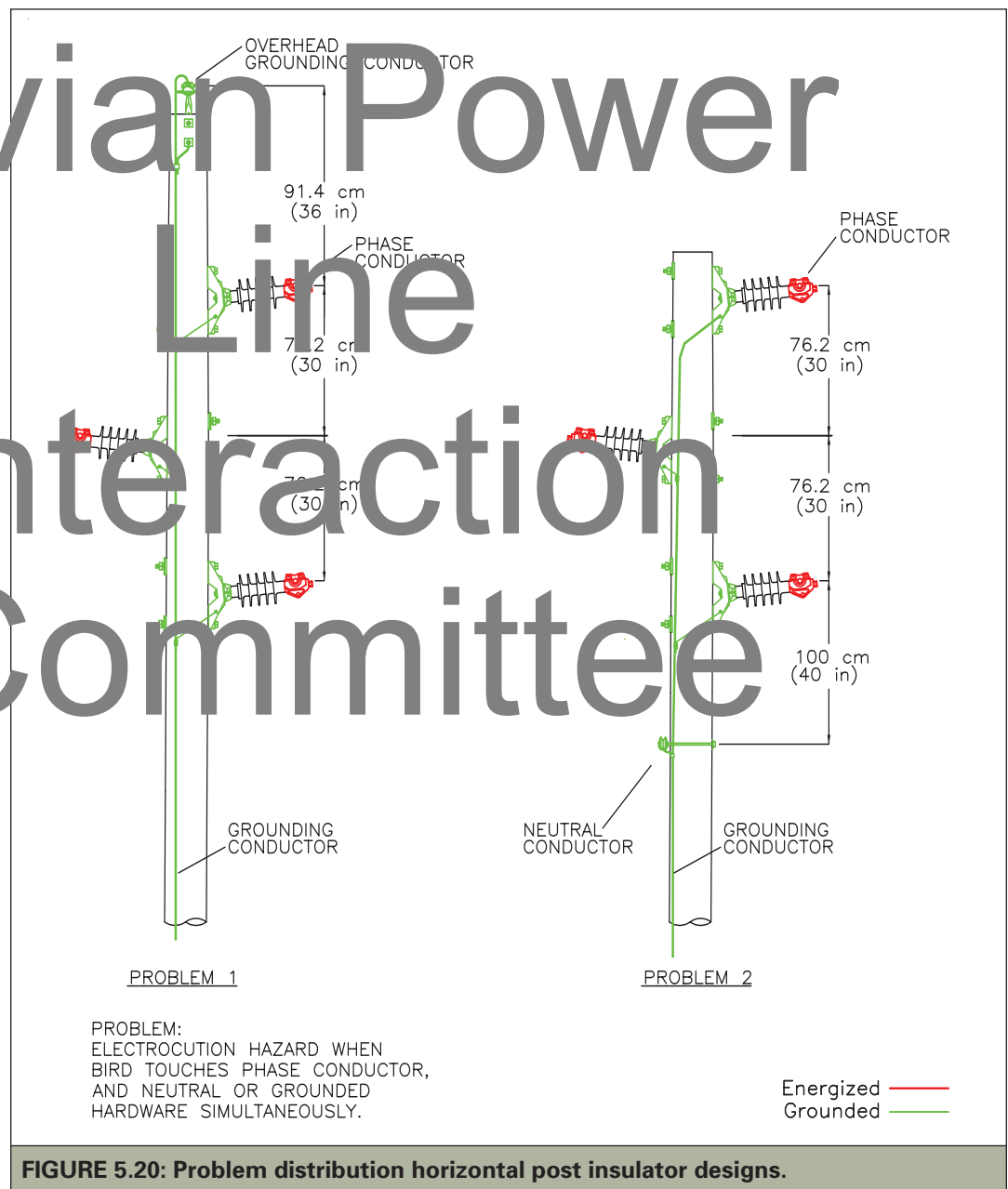
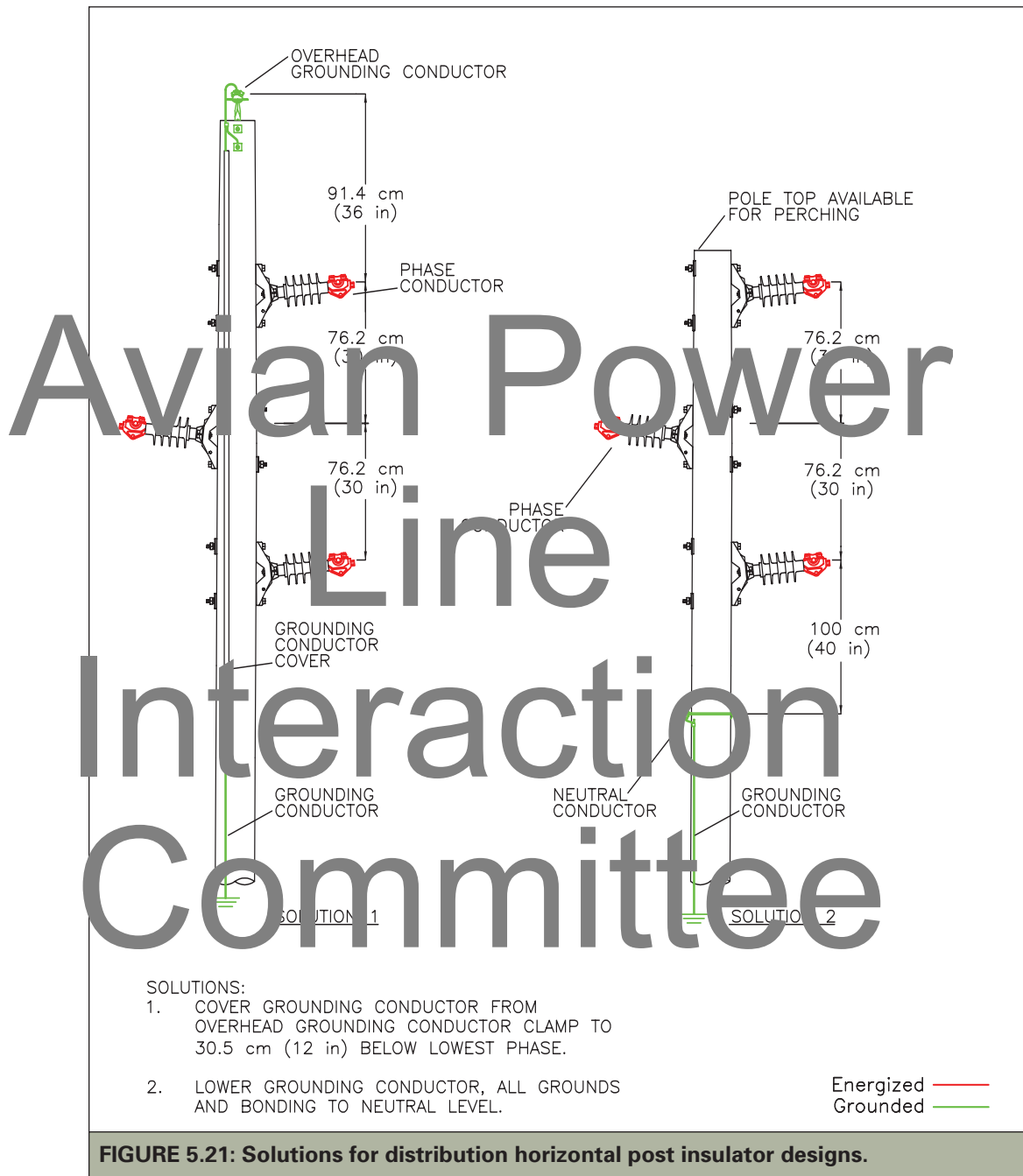


FIGURE 5.20: Problem distribution horizontal post insulator designs.



- Removing all bonds and the grounding conductor to the neutral (Figure 5.21, Solution 2); or
- Installing phase covers on all three phases if hardware is bonded and grounding conductor is uncovered.

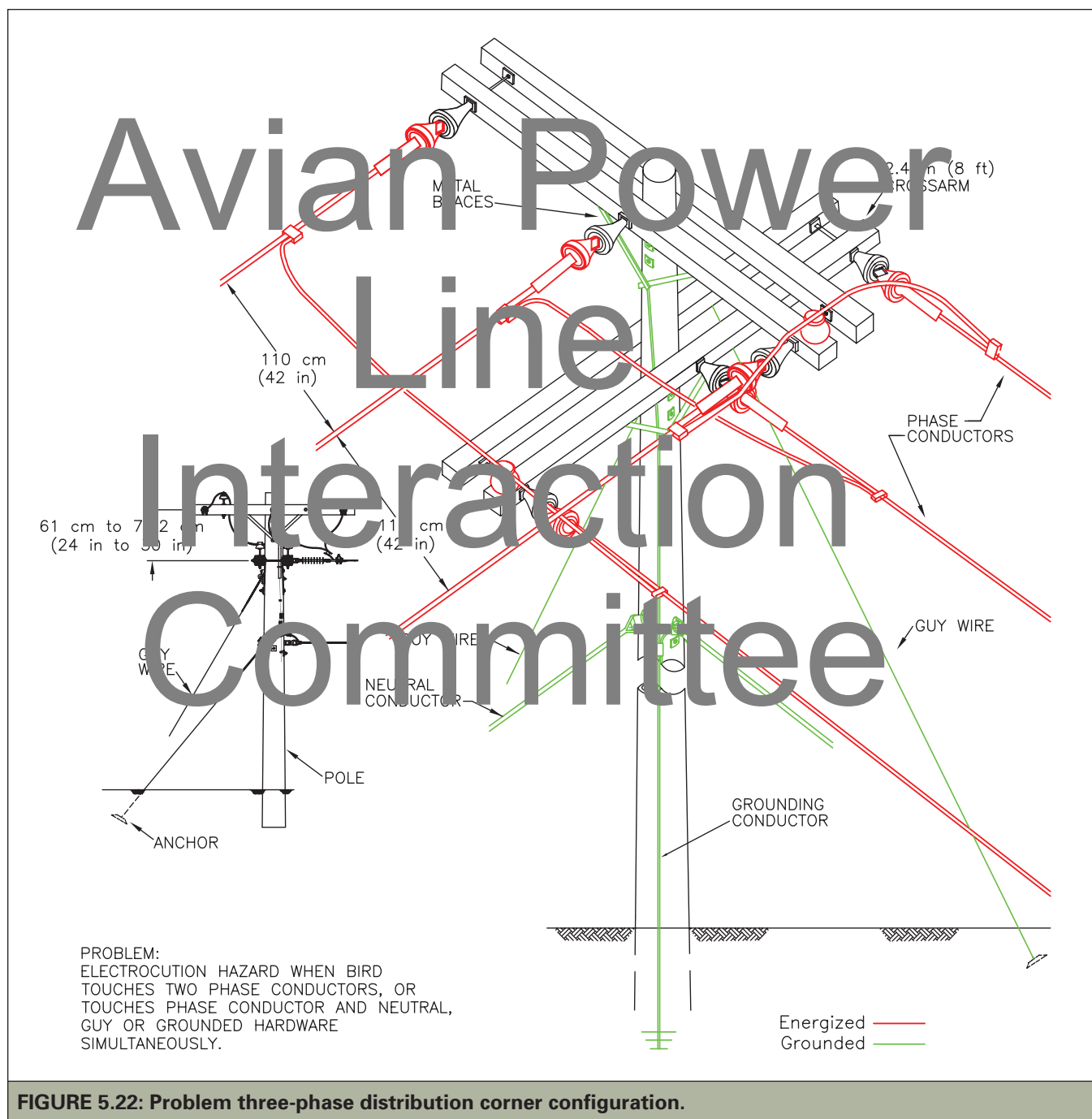
#### Corner Poles

Poles designed to accommodate directional changes in power lines (Figure 5.22) can create hazards for birds. On these poles, uncovered jumper wires are normally used to complete electrical connections and connect the phase

conductors. In this case, the typical 110-cm (42-in) or less horizontal separation between conductors is insufficient to protect large birds. If grounded metal crossarm braces, grounded guying attachments, and uncovered

grounding conductors are present, the avian electrocution risk may be further increased.

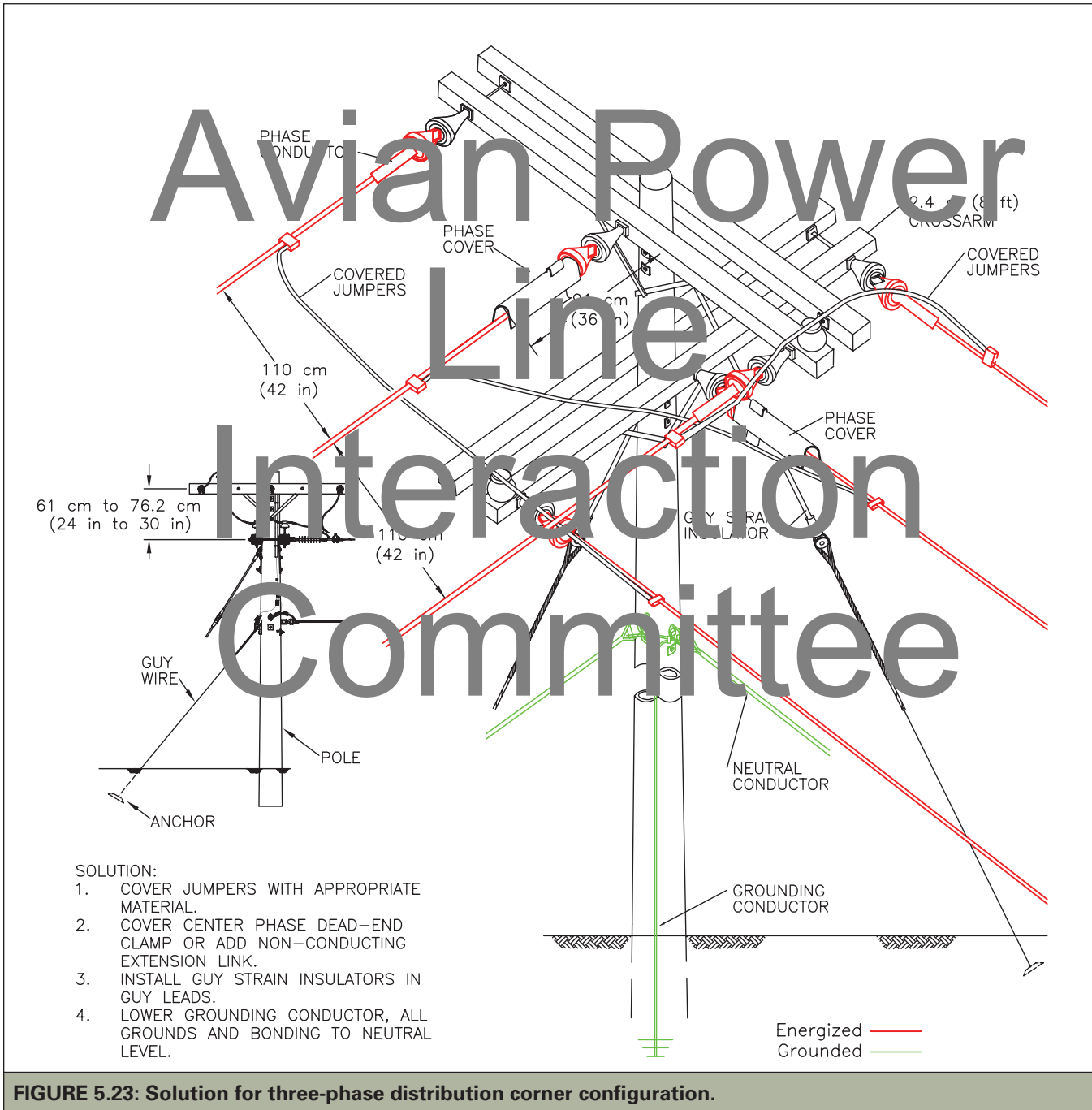
On corner poles, the center phase conductor can be attached to the top set of crossarms with additional insulators or



**FIGURE 5.22: Problem three-phase distribution corner configuration.**

with a non-conducting extension link to prevent contact by birds. An alternative to using an extension link may be to install a phase cover on the center phase (Figure 5.23). The extension link or phase cover should extend

91 cm (36 in) from the pole to the conductor. Bare jumper wires should be covered with a material designed for the purpose or replaced with covered conductors. In addition, all down guy-wires should have guy strain



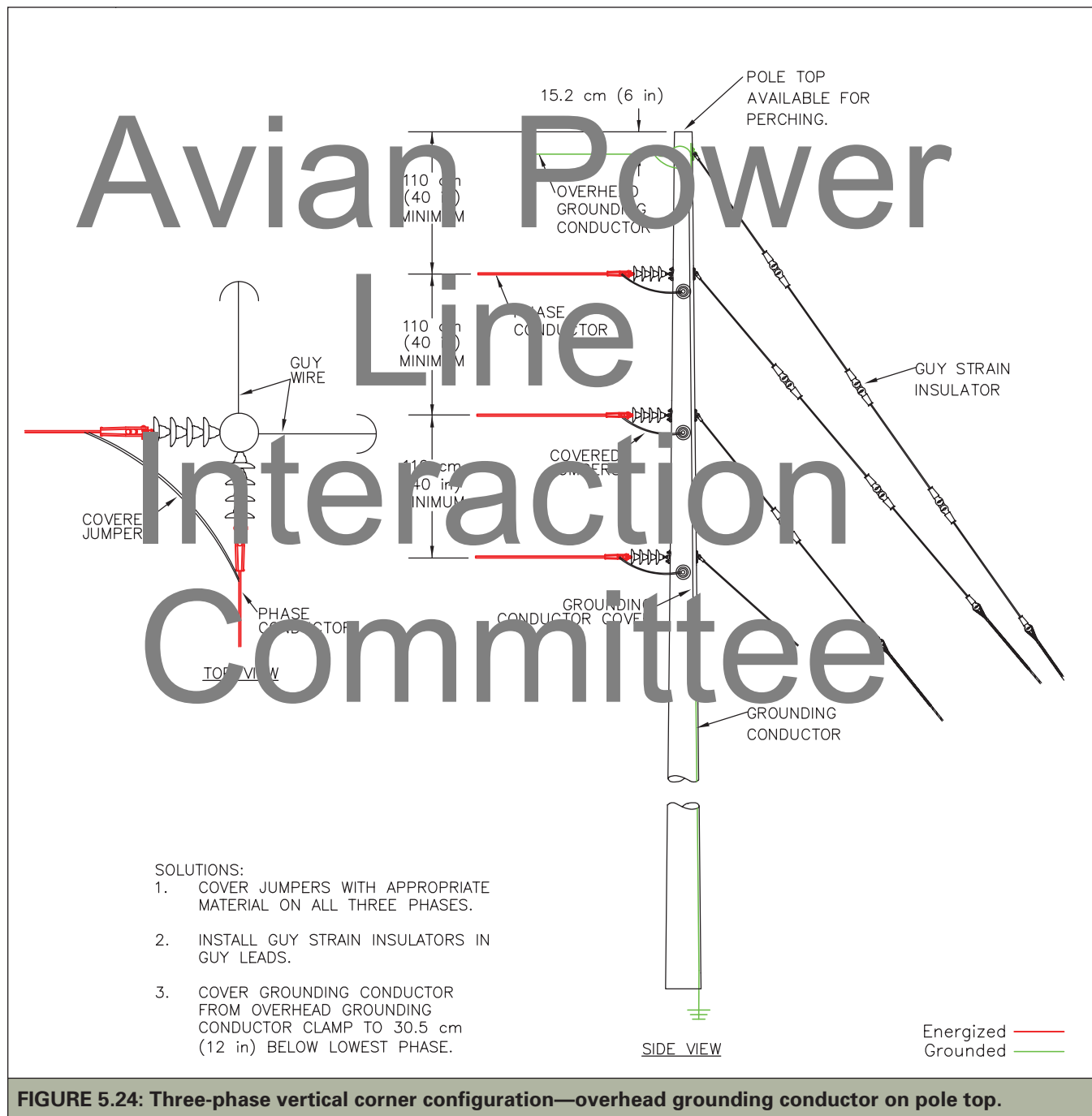
**FIGURE 5.23: Solution for three-phase distribution corner configuration.**



insulators to prevent them from acting as grounds.

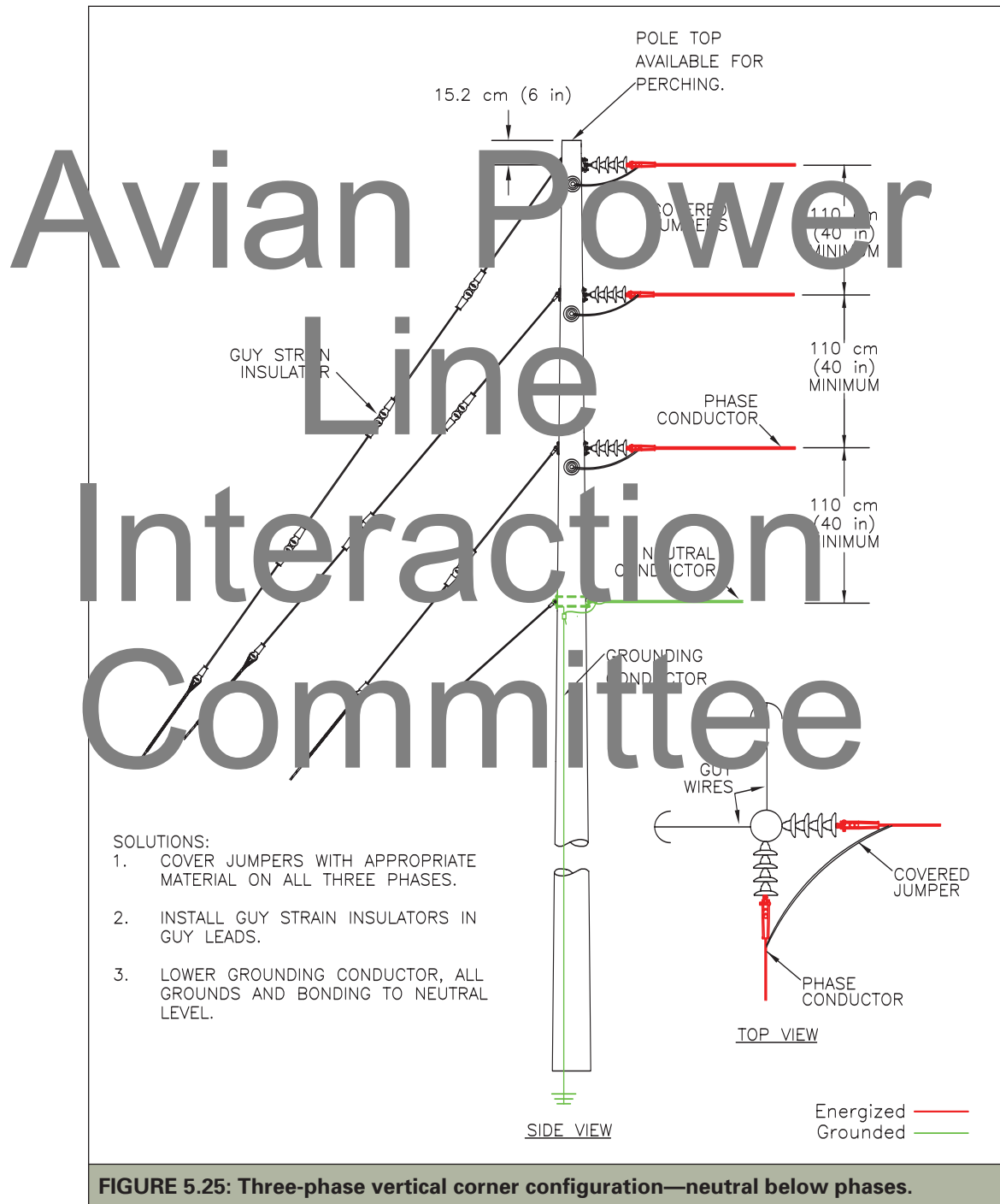
For new structures, corner poles can be constructed with lowered crossarms (i.e. 104 cm [41 in] from the pole top if using 2.4-m

[8-ft] arms) that provide 150 cm (60 in) of phase-to-phase separation. Conventional corner poles can be constructed in the manner depicted in Figure 5.23. Other alternatives are the vertical designs shown in Figures 5.24



and 5.25, which prevent simultaneous contact by birds. In Figure 24, the grounding conductor should be covered with a material appropriate for avian protection. Taller poles are

usually required, but vertical avian-safe corner designs eliminate crossarms and unwieldy jumper wire arrangements. They can also accommodate overhead grounding conductors.



## STEEL/CONCRETE POLES

### Steel/Concrete Pole Construction

#### Worldwide

Most distribution power poles in the United States are made of wood, a nonconductive material.<sup>30</sup> In contrast, steel and concrete poles are commonly used in distribution line construction in Europe and other parts of the world. In Western Europe, it is estimated over 90% of the distribution poles are metal with grounded metal crossarms (Janss and Ferrer 1999). On such configurations, electrocutions can occur from phase conductor to pole or phase conductor to metal crossarm, placing both large and small birds at risk (Bayle 1999; Negro 1999; Janss and Ferrer 1999). Accordingly, European electrocution mitigation methods differ from those of the United States because measures effective on wooden power poles have not solved electrocution problems on conductive poles (Janss and Ferrer 1999). However, covering conductors with a dielectric material appropriate for avian protection is typically more effective in preventing electrocution than is perch management, regardless of whether the pole is wooden, steel, or concrete (Negro 1999).

Covering conductors is the preferred method on new or reinforced steel and concrete poles in Europe (Janss and Ferrer 1999).

Concrete poles, with their internal metal rebar support structure, pose similar electrocution risks to metal poles. Concrete poles also provide a pathway to ground, further increasing their electrocution risk, especially when wet or when fitted with conductive crossarms. The largest remaining black-tailed prairie dog (*Cynomys ludovicianus*) colony complex in North America is in northwestern Chihuahua, Mexico (Ceballos et al. 1993). This complex supports a high density of raptors and nearby power lines are constructed with reinforced concrete poles with steel crossarms. In 2000, 1,826 power poles were

surveyed and 49 electrocuted birds were found, including Chihuahuan ravens (*Corvus cryptoleucus*), ferruginous hawks (*Buteo regalis*), red-tailed hawks (*B. jamaicensis*), prairie falcons (*Falco mexicanus*), American kestrels (*F. sparverius*), and golden eagles. The number of electrocutions led researchers to conclude that these poles represent a serious risk for wintering raptors (Cartron et al. 2000). The subsequent replacement of steel crossarms with wooden arms on over 200 poles in this area significantly reduced the electrocution risk of these structures (Cartron et al. 2005).

### Steel/Concrete Pole Construction in the United States

Historically, utilities in the United States have primarily used wood for distribution poles and crossarms. Accordingly, many avian retrofitting techniques today are designed for use on wood structures. Fiberglass, concrete, and steel poles are now being used more in distribution line construction for a variety of reasons. Sometimes non-wood poles are used because they are not susceptible to damage by woodpeckers. In some regions of the United States, woodpecker damage is the most significant cause of pole deterioration (Abbey et al. 1997). Steel poles and concrete poles are hard for animals such as squirrels, raccoons, and cats to climb. By keeping these animals off structures, utilities can help reduce outages. Non-wood poles may also be used because they are not susceptible to fungal, bacterial, or insect damage.

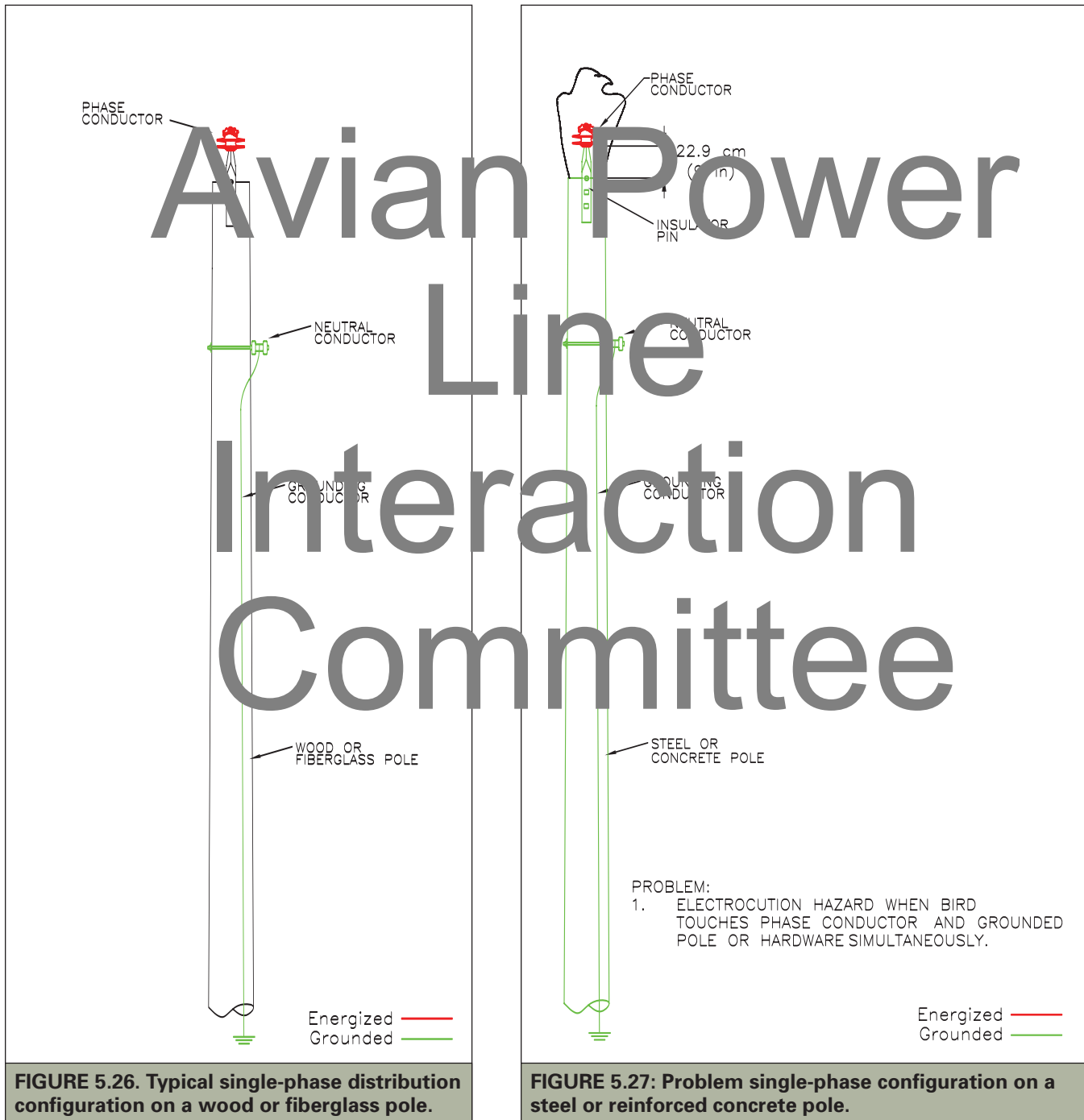
Distribution power lines constructed with steel or concrete poles using standard utility configurations can significantly reduce phase-to-ground separations. Fiberglass poles have a higher insulation resistance than steel, concrete, and wood poles.

Single-phase lines are usually constructed without crossarms and support a single energized phase conductor on a pole-top insulator.

<sup>30</sup> The insulation value of wood poles and crossarms is variable based on age, condition, contamination, and wetness.

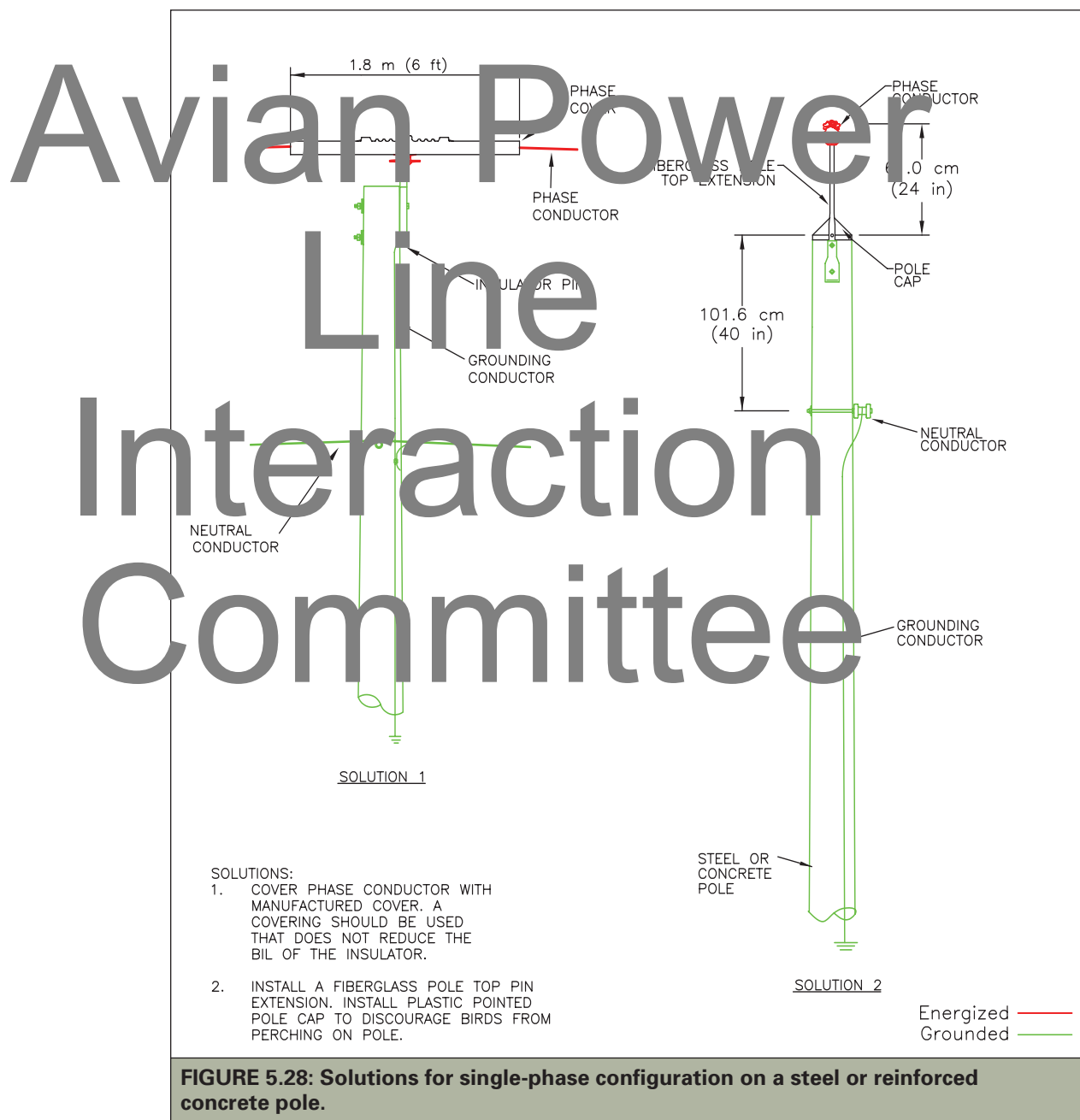
Wood or fiberglass distribution structures, without pole-top grounds or pole-mounted equipment, generally provide adequate separation for birds (Figure 5.26).

When steel or concrete poles are used (Figure 5.27), a bird perched on the pole top can touch its body to the conductor while simultaneously contacting the grounded pole



top or hardware with its feet, resulting in electrocution. One solution to this problem is to install a phase cover (Figure 5.28, Solution 1). Another solution is a two-step process: (1) place the phase conductor on an insulator installed on an extended fiberglass-reinforced pole-top pin to increase the separation

between the phase conductor and the pole top, (2) install a pole cap to deter birds from perching on top of the pole (Figure 5.28, Solution 2). In tests with captive raptors at the Rocky Mountain Raptor Program, a pole cap's slick surface discouraged birds from perching (Harness 1998).



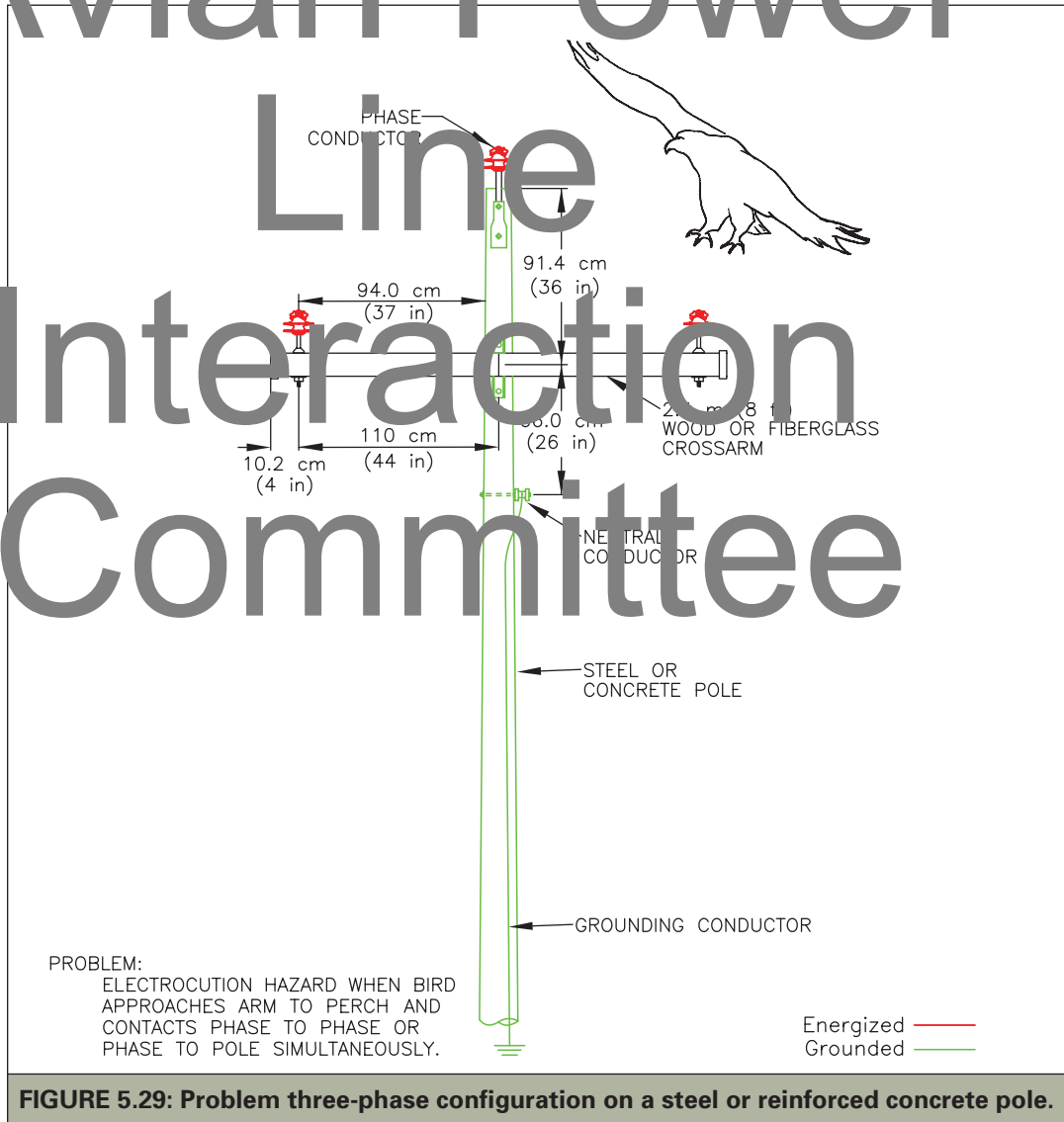
When steel or concrete poles are used for multi-phase structures, the critical separations for birds are both the phase-to-phase and the phase-to-pole (i.e., phase-to-ground) separation (Figure 5.29). Although the phase-to-phase issues are the same as encountered on wood poles, the phase-to-pole issue is not.

As on the single-phase structure (Figure 5.28, Solution 2), additional separation should be provided for the center pole-top phase conductor by placing it on an external fiberglass reinforced pole-top pin and adding

a pole cap to discourage perching. Additionally, wood or fiberglass crossarms should be used. Steel crossarms mounted on steel poles should be avoided because their minimal phase-to-ground separations make them extremely hazardous. Birds landing on grounded steel arms become grounded and need only touch one energized conductor or piece of hardware to be electrocuted.

The reduced phase-to-ground separations found on existing steel or concrete poles can be mitigated in several ways. One method is

# Avian Power Line Interaction Committee



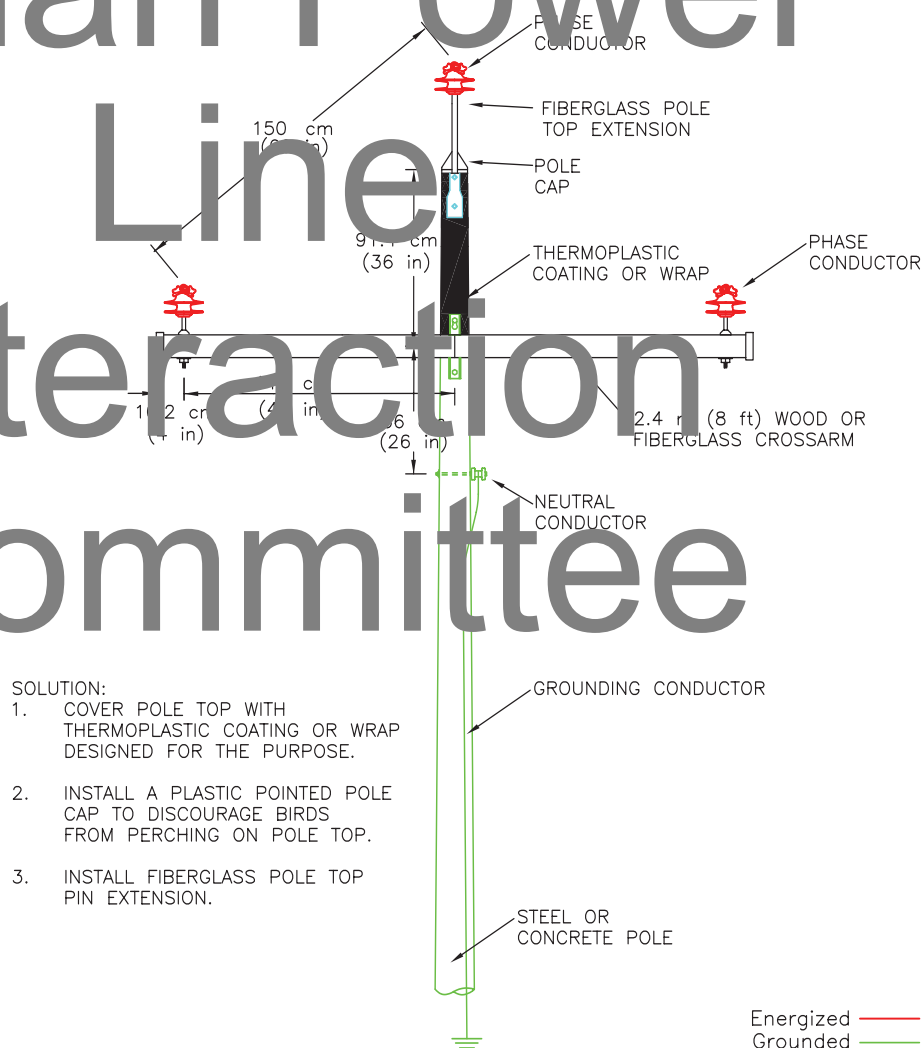
**FIGURE 5.29: Problem three-phase configuration on a steel or reinforced concrete pole.**

to cover the pole from the crossarm to the pole top with a material designed for this purpose (Figure 5.30). This can be achieved by wrapping a band of 40-mil thermoplastic polymer membrane backed with a pressure-sensitive adhesive around the pole from the crossarm up to and including the top of the pole, or by spraying the same area with a protective coating that has sufficient dielectric strength. A utility performed a dielectric test of a thermoplastic wrap, and determined that

a 46 x 167-cm (18 x 66-in) piece allows no appreciable current leakage at 35 kV for a three-minute duration. The thermoplastic wrap also can effectively increase phase-to-ground separations on narrow profile configurations.

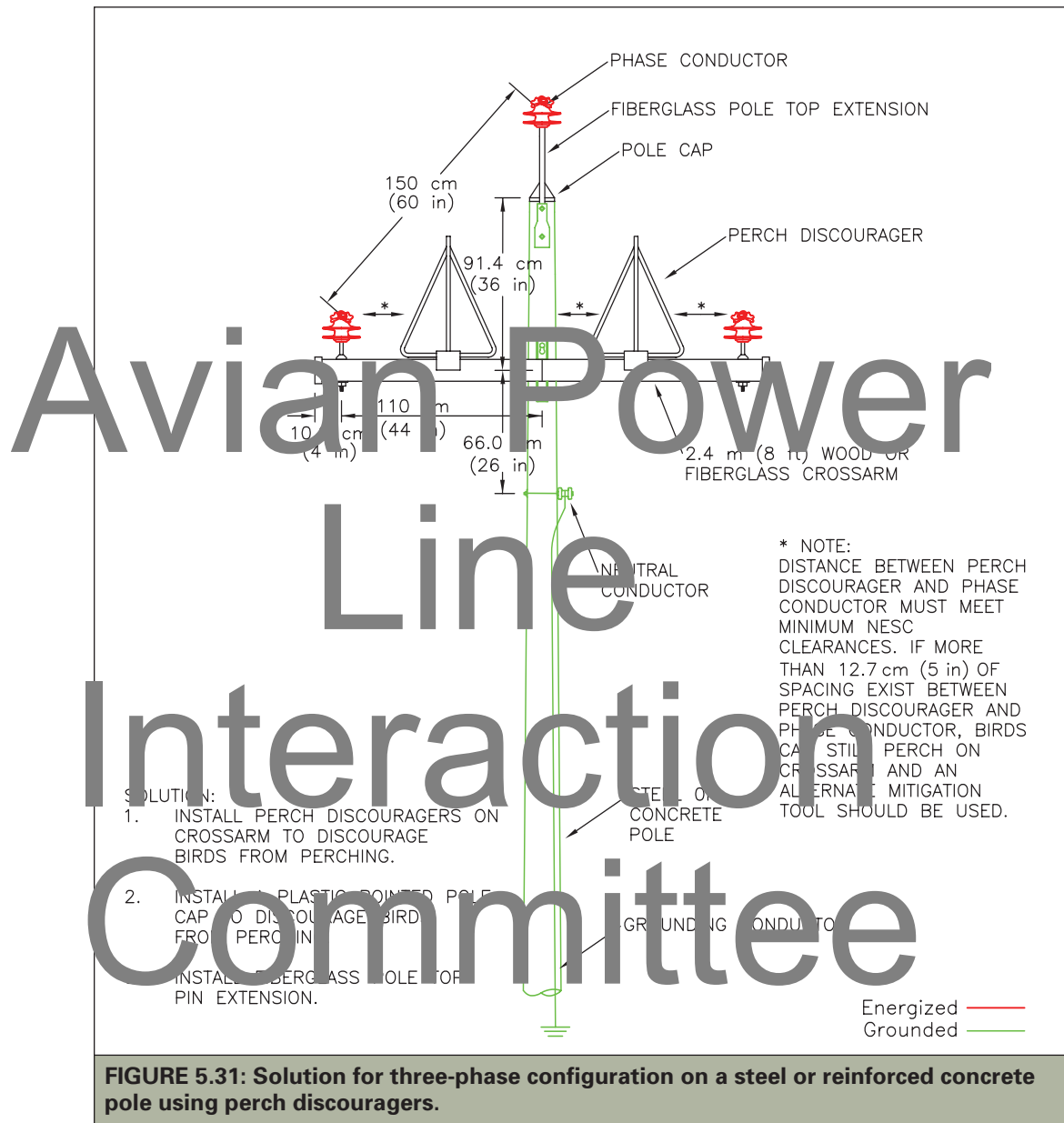
As an alternative to wrapping the pole top, perch discouragers can be mounted on the crossarm to deter birds from perching on the crossarm (Figure 5.31). Crossarms fitted with perch discouragers are effective in reducing

# Avian Power Line Interaction Committee



- SOLUTION:
1. COVER POLE TOP WITH THERMOPLASTIC COATING OR WRAP DESIGNED FOR THE PURPOSE.
  2. INSTALL A PLASTIC POINTED POLE CAP TO DISCOURAGE BIRDS FROM PERCHING ON POLE TOP.
  3. INSTALL FIBERGLASS POLE TOP PIN EXTENSION.

**FIGURE 5.30: Solution for three-phase configuration on a steel or reinforced concrete pole using thermoplastic wrap.**



some but may not eliminate all avian mortality (Harness and Garrett 1999). Perch discouragers also may shift birds to other nearby poles that might not be any safer. For guidance on the use of perch discouragers from both biological and engineering perspectives, see [page 17](#) and [page 68](#).

Another suitable method for reducing avian electrocution risk is covering the outer

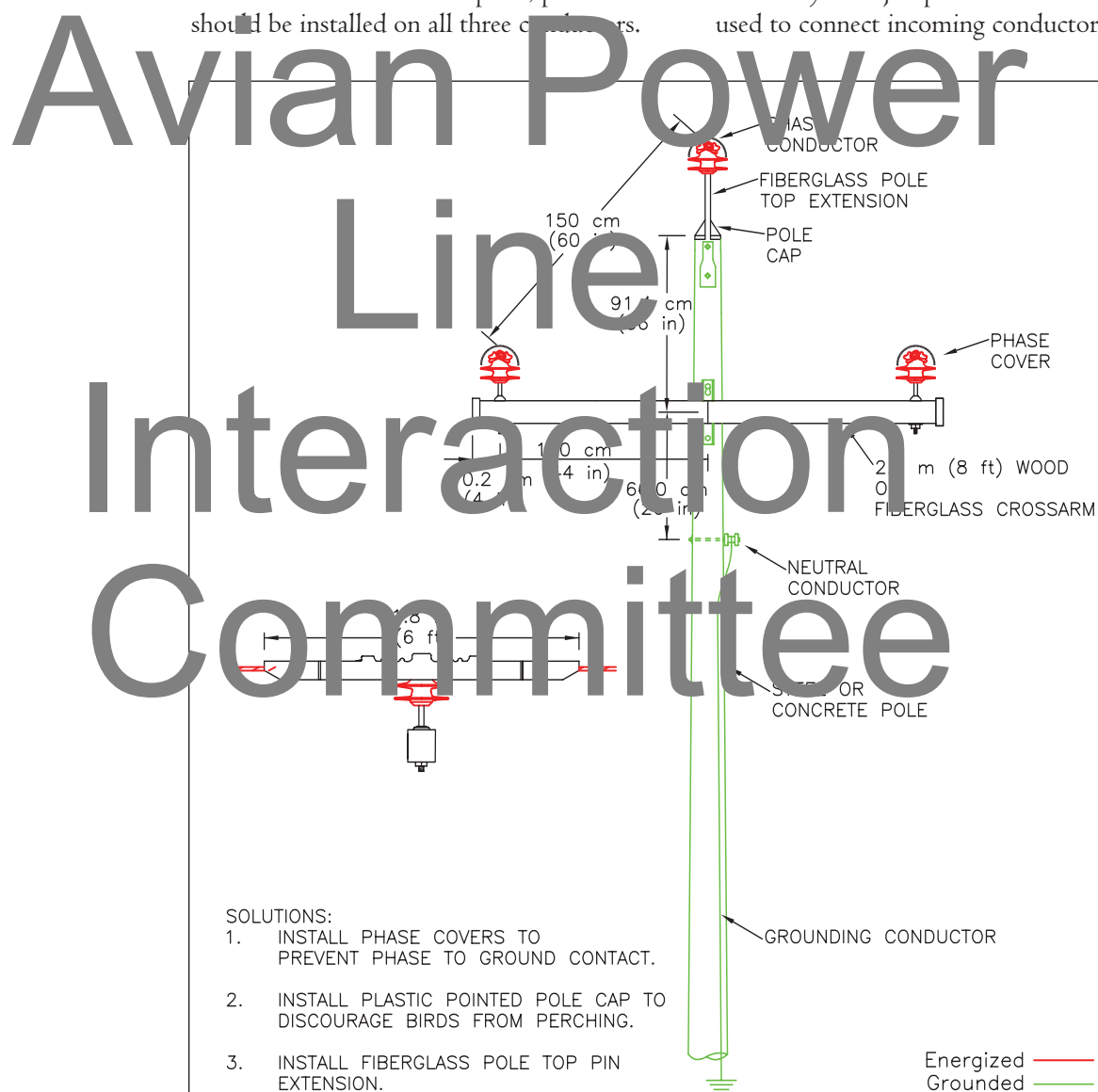
two phase conductors to prevent phase-to-pole (i.e., phase-to-ground) contacts (Figure 5.32). On the center phase, a phase cover or a pole cap with extension pin should also be installed.

Another option is to suspend two of the energized conductors from the crossarm, instead of supporting them on the arm (Figure 5.33). Suspending the conductors allows birds to perch on the crossarm without con-

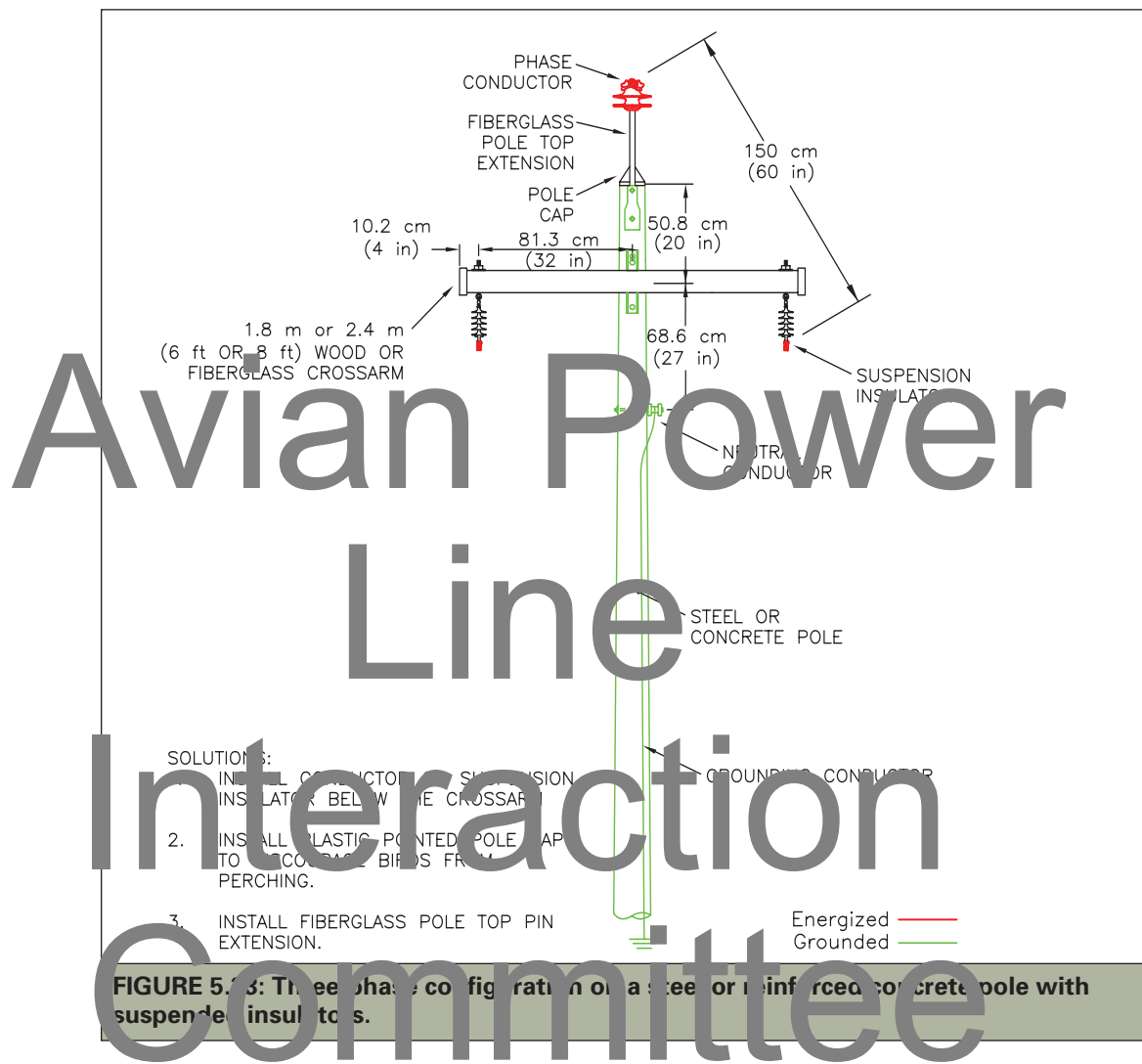


tacting energized conductors. A pole cap and extended fiberglass reinforced insulator pin should still be used to discourage perching on the pole top to prevent contact with the center phase. Suspending the insulators and conductors will also allow utilities to achieve 150-cm (60-in) separation with 1.8 or 2.4-m (6 or 8-ft) crossarms (as shown in Figure 5.33). If vertical construction is used with steel or reinforced concrete poles, phase covers should be installed on all three conductors.

Avian-safe separation can be achieved on steel and reinforced concrete dead-end or corner poles by installing fiberglass extension links or adding additional insulators between the primary dead-end suspension insulators and the pole. This solution is similar to those recommended for three-phase distribution dead-end and corner configurations using wooden poles and crossarms (Figures 5.16 and 5.23). Bare jumper wires are commonly used to connect incoming conductors to the



**FIGURE 5.32: Solution for three-phase configuration on a steel or reinforced concrete pole using phase covers.**



outgoing conductors, making the line turn or tapping off the main circuit. Covering the jumper wires with a material suitable for avian protection or replacing them with covered conductor will reduce electrocution risk.

### Problem Transmission Designs

Although transmission lines rarely electrocute birds, there are a few exceptions, particularly on lower voltage transmission lines (i.e., 60 kV or 69 kV).<sup>31</sup> The armless configuration, in which conductors are mounted on horizontal

post insulators, commonly used for distribution lines (see Figures 5.20 and 5.21), may also be used for some transmission lines below 115 kV (Figure 5.34). In areas subject to high lightning levels, lightning protection may include an overhead static wire that must be grounded. On installations with wood poles, utilities, particularly in salt spray or other contaminated areas, may bond the bases of the post insulators to the grounding conductor to prevent pole fires. A bird perched on the insulator can be electrocuted if it comes in

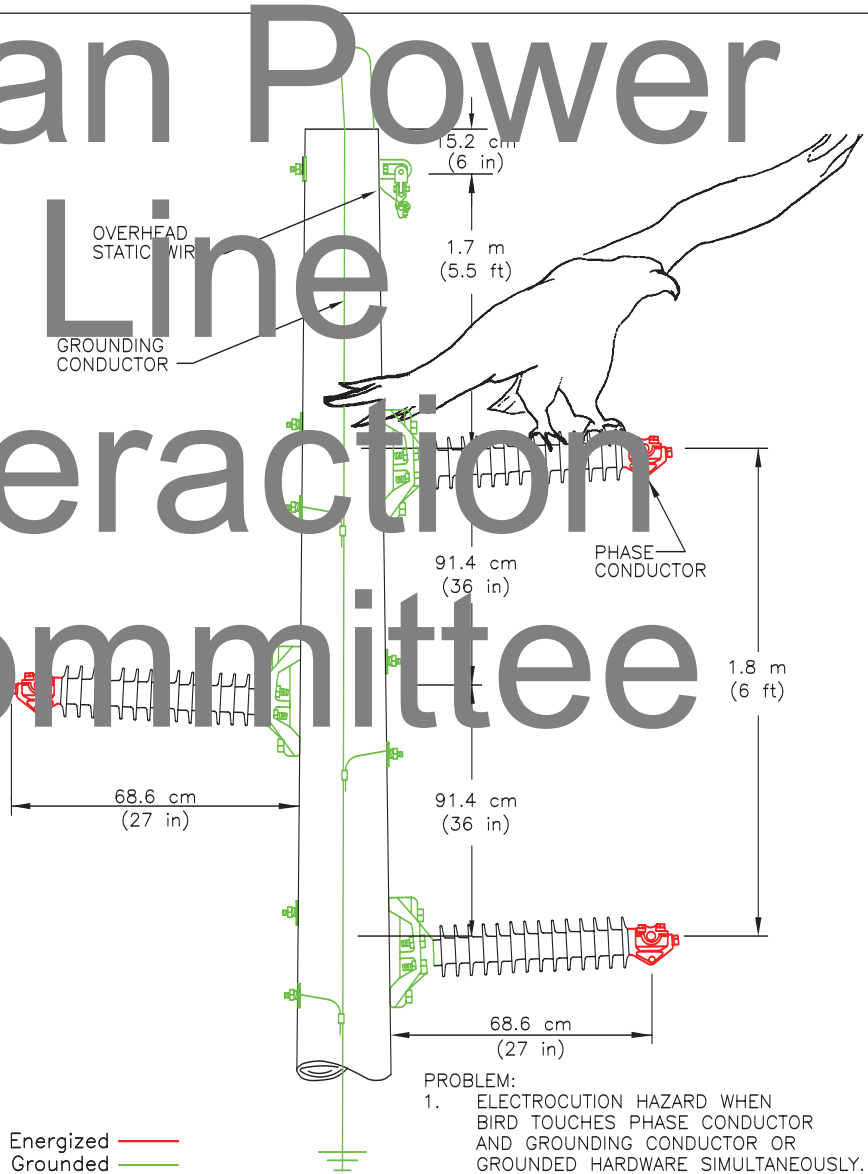
<sup>31</sup> If distribution underbuild is present on a transmission structure, the recommendations shown previously for distribution configurations should be used to make the underbuild avian-safe.

contact with the energized conductor and either the grounded insulator base or the bonding conductor. From 1991 through 1993, more than 30 golden eagles were electrocuted along approximately 32 km (20 mi) of a 69-kV line with this configuration in central Wyoming (PacifiCorp, unpubl. data).

This configuration was once thought to be avian-safe because it was anticipated that

birds would perch on the pole top rather than on the insulators. The 1996 edition of *Suggested Practices* recommended installing perch discouragers on the insulators to prevent electrocutions. However, because birds were still able to fit between the perch discourager and the conductor, the use of perch discouragers alone has been determined ineffective (PacifiCorp, unpubl. data).

# Avian Power Line Interaction Committee



**FIGURE 5.34: Problem 69-kV horizontal post insulator design.**

Utilities are testing different options (Figure 5.35) for reducing electrocution risk on horizontal post construction. These options include:

- Covering the insulator bases and bolts with cover-up material designed for this purpose.

Installing an insulated pole grounding conductor or covering the pole grounding conductor with appropriate cover-up material, or wood or plastic moldings. The grounding conductor should be covered at least 30.5 cm (12 in) below the lowest energized conductor.

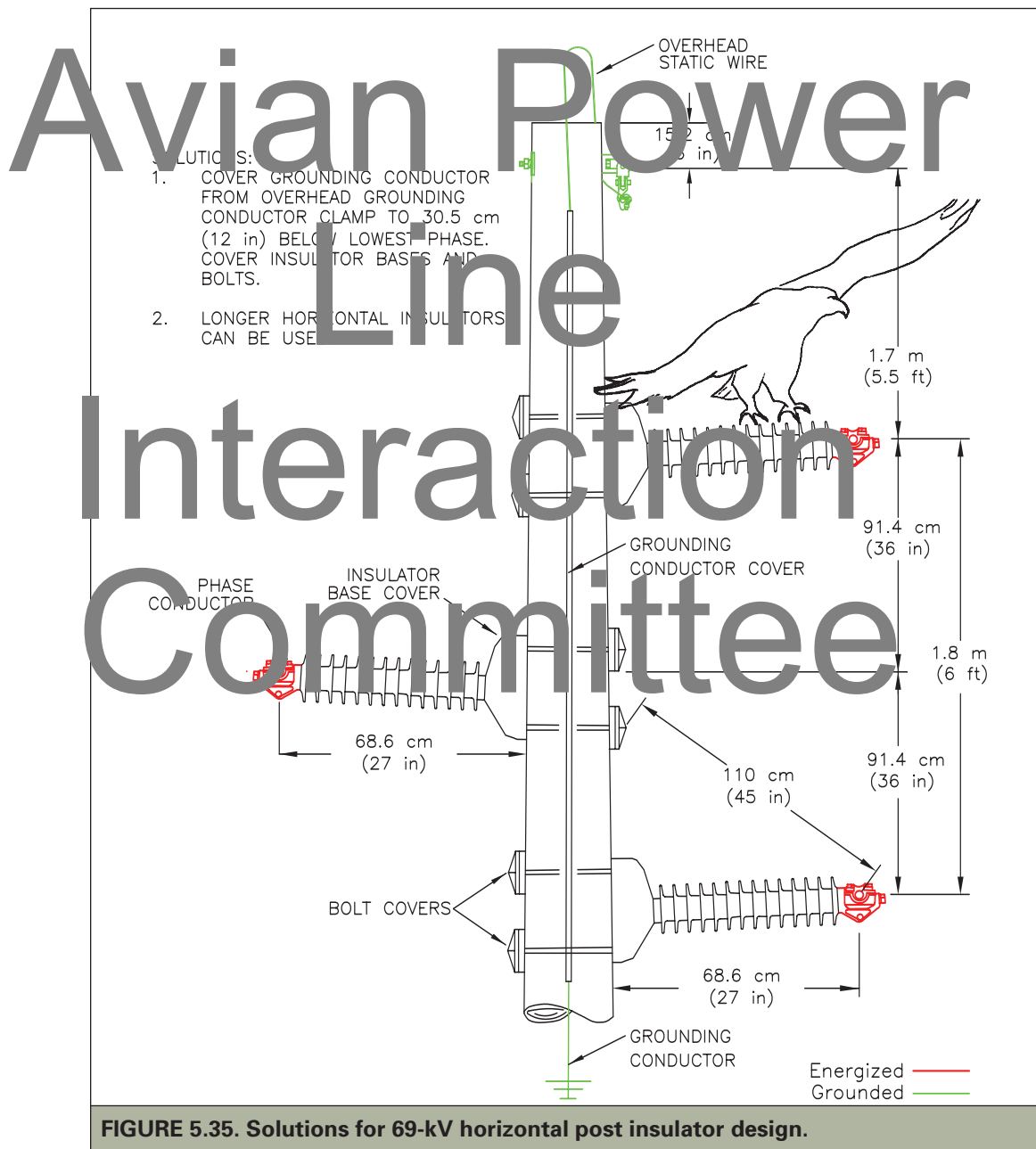
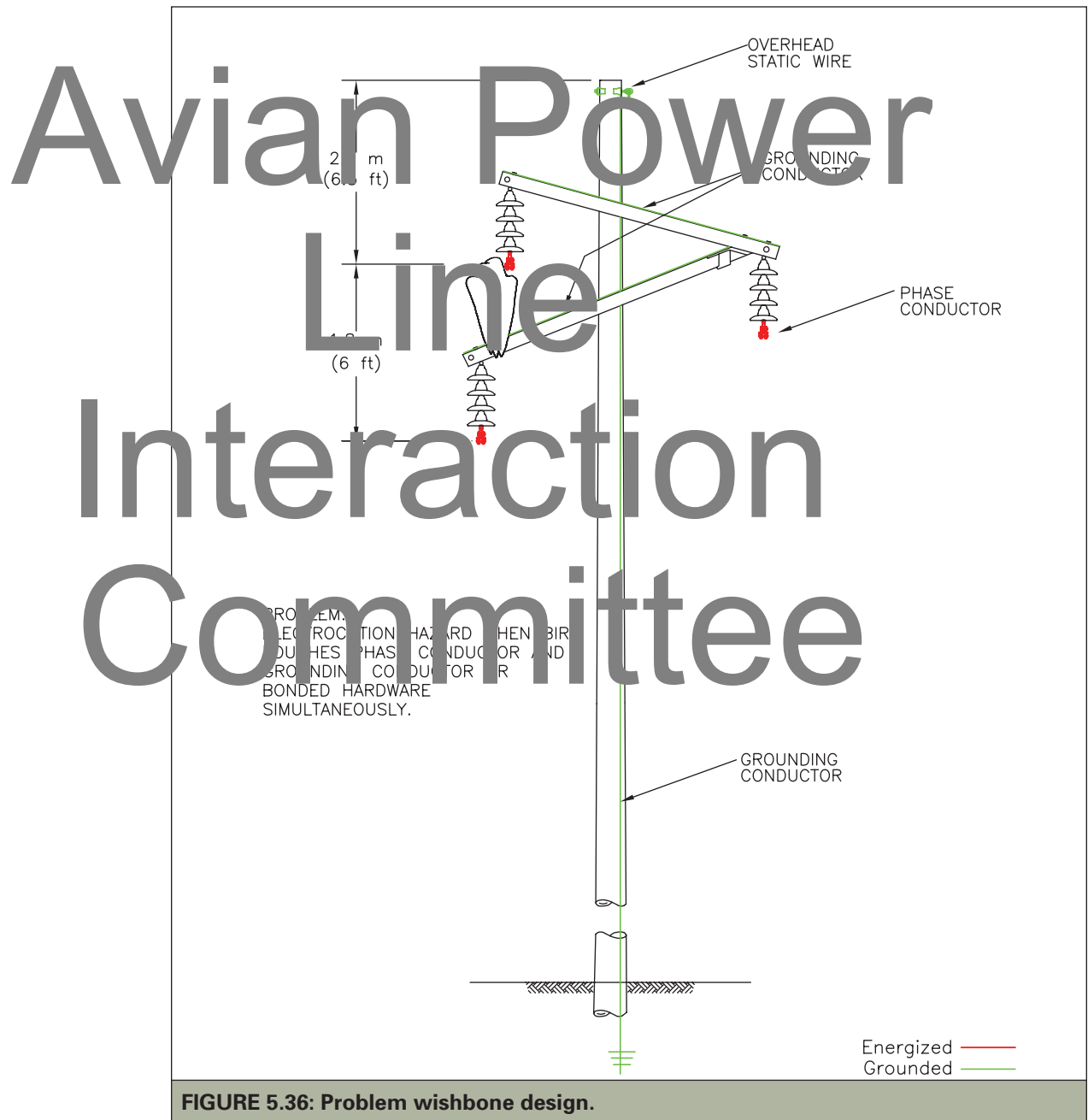


FIGURE 5.35. Solutions for 69-kV horizontal post insulator design.

- Replacing 60-kV or 69-kV post insulators with longer insulators (i.e., 115 or 138 kV) to provide the necessary 150-cm (60-in) separation. Although this may be a costly retrofit option, it can be used for new construction.

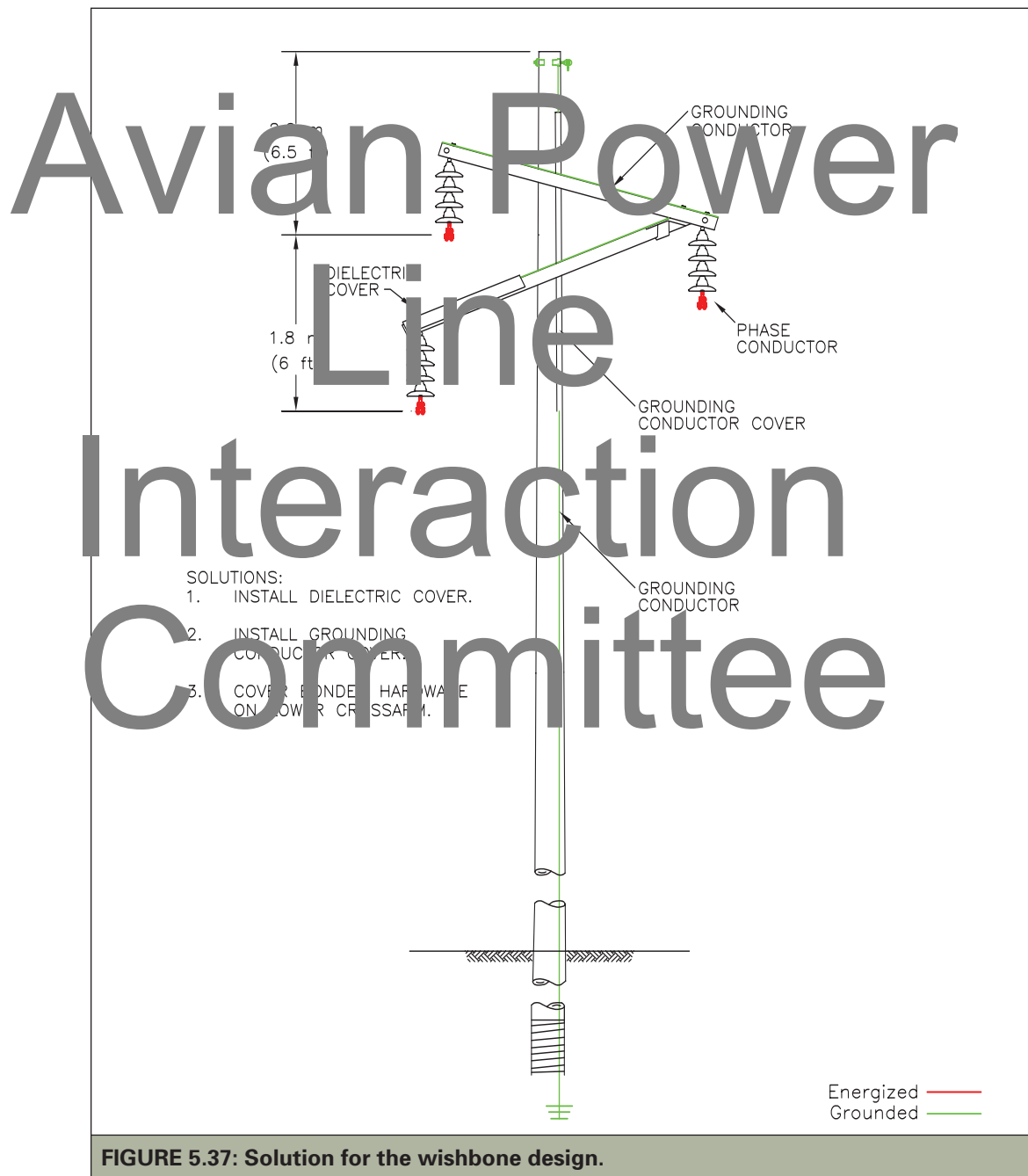
The wishbone configuration (Figure 5.36) is commonly used for 34-kV to 69-kV lines. The distance from the top phase to the lower arm can be less than 1 m (3.3 ft), which presents an electrocution hazard when large birds such as eagles or waders touch their heads to the energized conductor while



perched on the grounding conductor or bonded hardware on the crossarm.

To prevent phase-to-ground contact on the wishbone design, the grounding conductor and bonded hardware should be covered. This can be accomplished by:

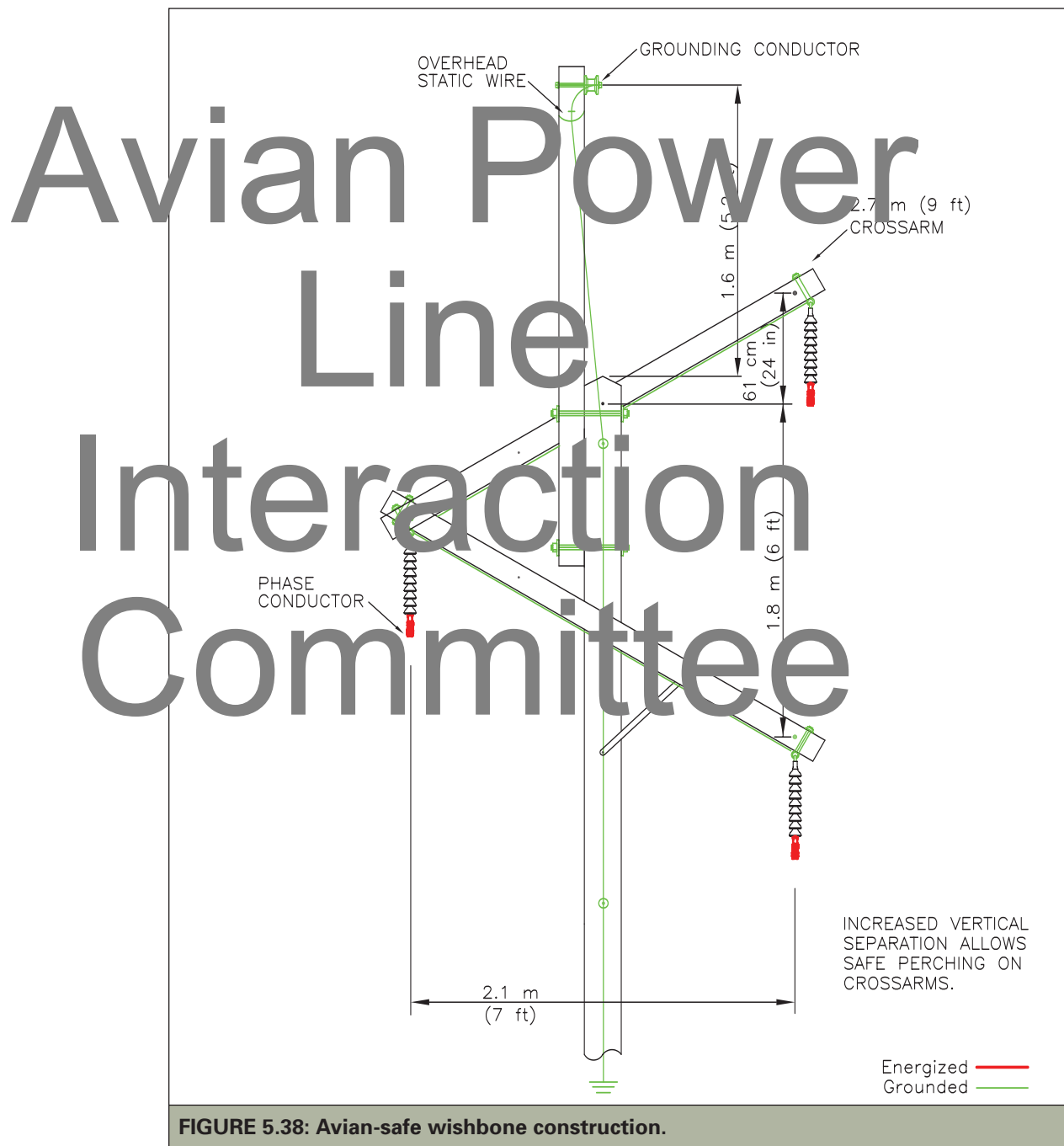
- installing a dielectric cover on the lower crossarm (Figure 5.37), and
- covering the grounding conductor with plastic or wood molding or plastic tubing. A covered ground wire may also be used. The grounding conductor should be



**FIGURE 5.37: Solution for the wishbone design.**

covered at least 30.5 cm (12 in) below the lowest energized conductor. Bonded hardware on the lower crossarm should also be covered with a material appropriate for avian protection.

For new construction, a wishbone design that provides adequate separation for large birds can be used (Figure 5.38). An avian-safe suspension configuration (Figure 5.39) can also be used for new construction as an

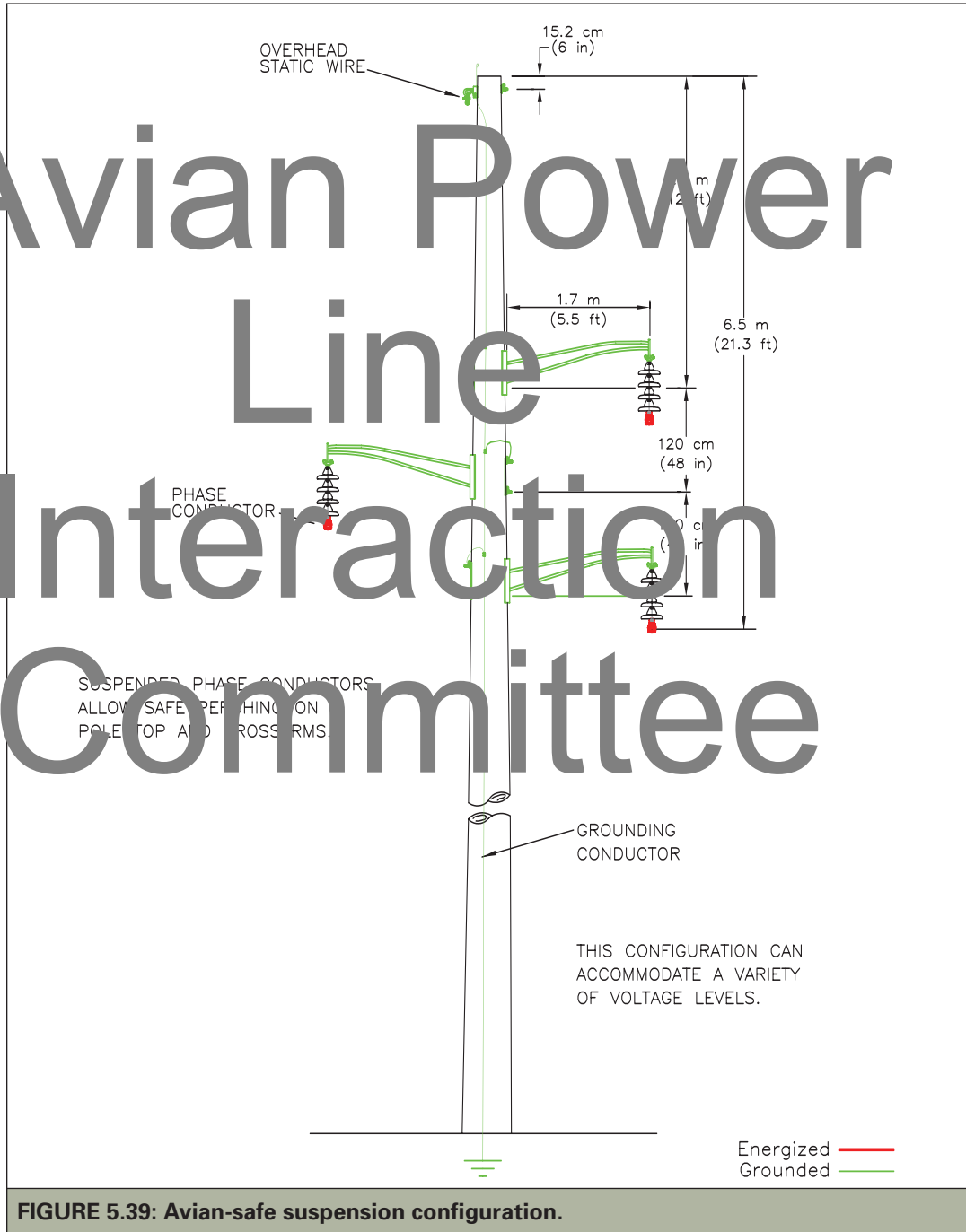


**FIGURE 5.38: Avian-safe wishbone construction.**

alternative to the wishbone or horizontal post designs. This suspension configuration provides adequate separation between phases and accommodates perching on the davit arms. The ridge pin overhead-grounding conductor

attachment may also be replaced with a side-mounted suspension arrangement so the pole top is also available for perching. Although this construction can reduce electrocutions, it may contribute to streamer problems from

# Avian Power Line Interaction Committee



**FIGURE 5.39: Avian-safe suspension configuration.**



birds perching on a davit arm and defecating on the conductor or insulator below.

Figure 5.40 depicts a 69-kV design with a steel bayonet added as a lightning rod. This rod is grounded and significantly reduces separation between energized hardware and

itself. This configuration can pose a phase-to-ground electrocution risk for birds that attempt to land or perch on the crossarms. In one year, 69 raptor carcasses were recovered from under a line of this configuration in southern Idaho (Idaho Power Co., unpubl. data). If

# Avian Power Line Interaction Committee

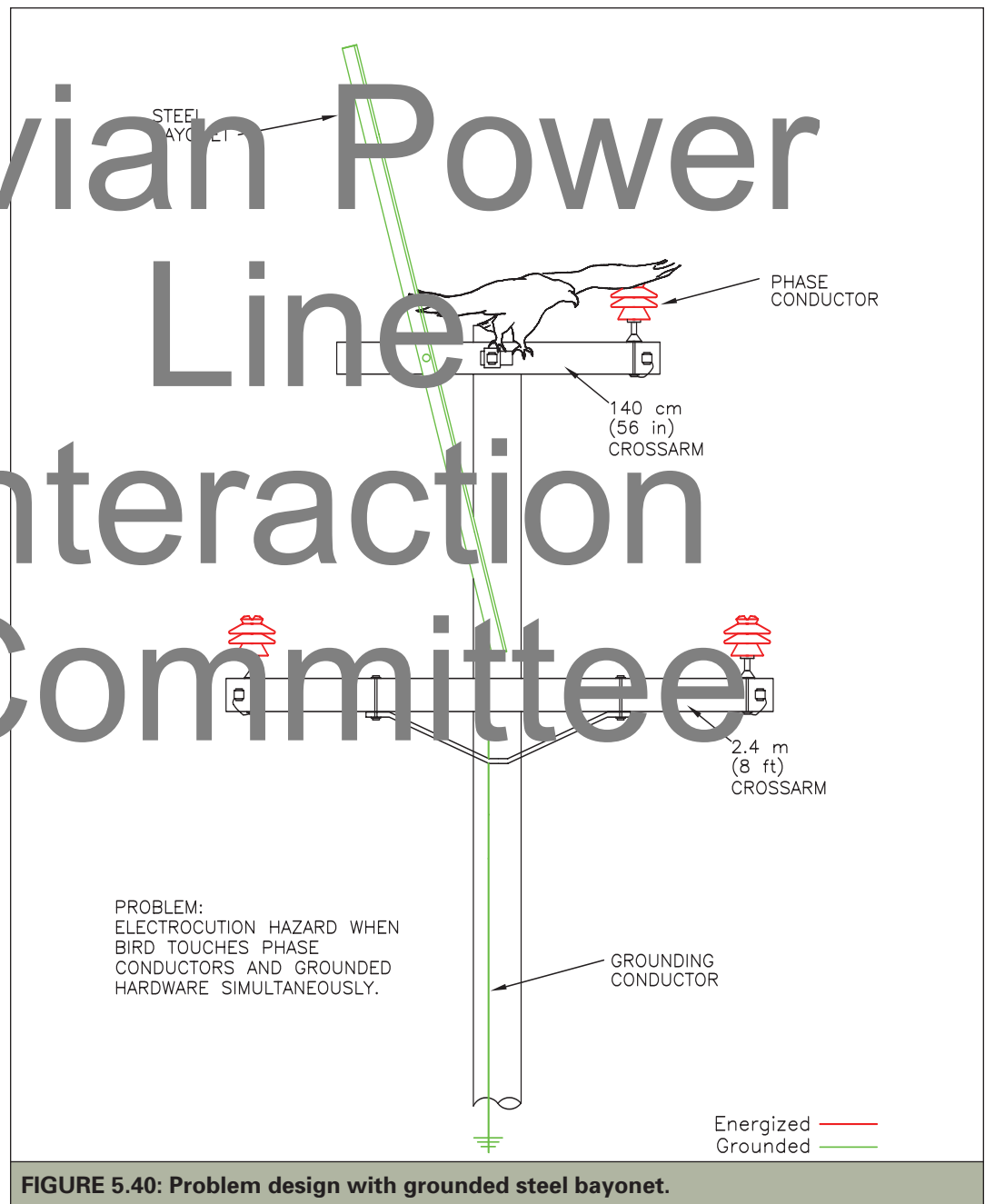
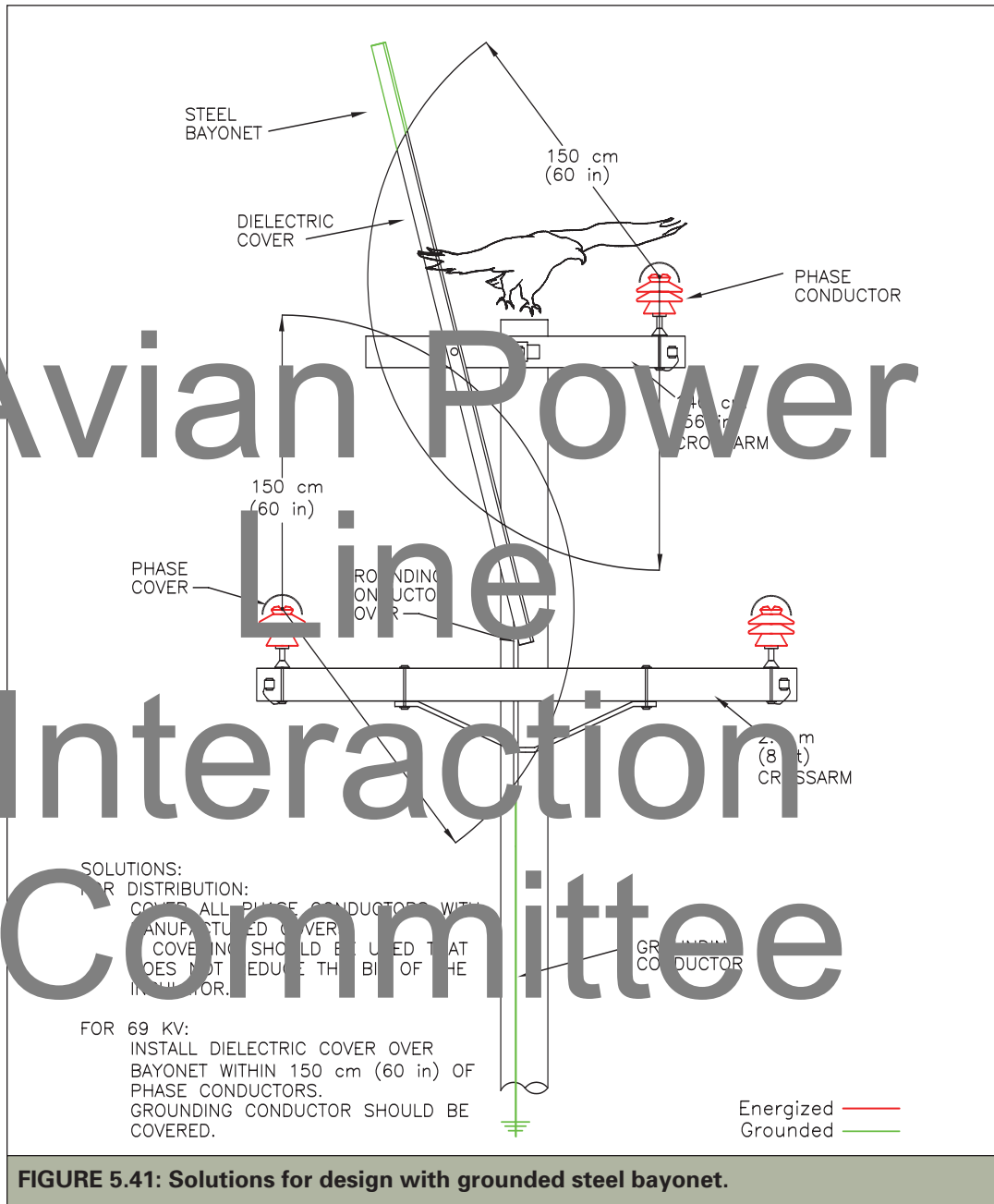


FIGURE 5.40: Problem design with grounded steel bayonet.

# Avian Power Line Interaction Committee



**FIGURE 5.41: Solutions for design with grounded steel bayonet.**

this configuration is used for a distribution line, phase covers can be installed on all three phases to prevent electrocutions (Figure 5.41). If mitigating a transmission line of this configuration, the bayonet should be covered with a dielectric cover within 150 cm

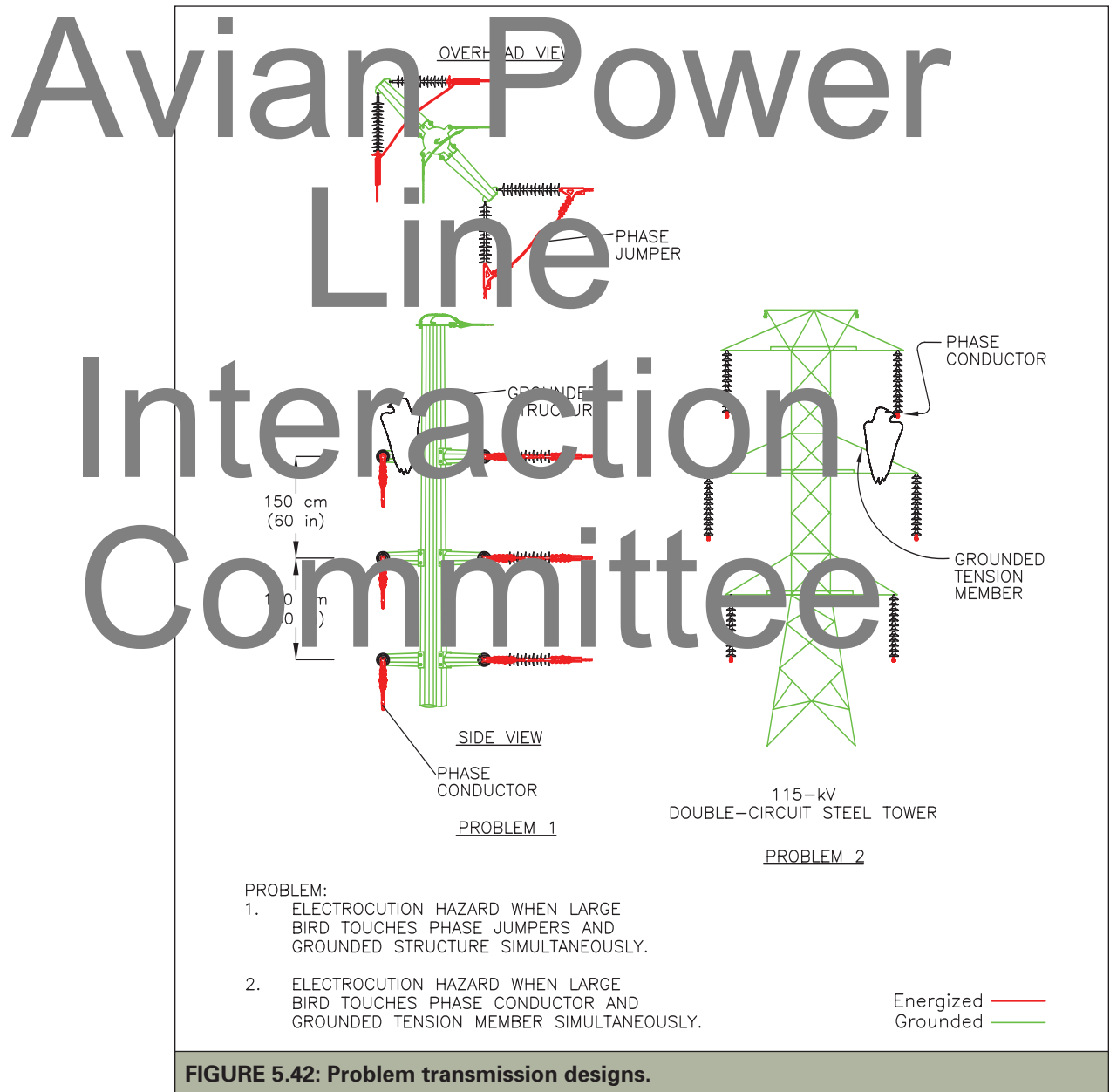
(60 in) of the phase conductors. The grounding conductor should also be covered.

On the corner structure shown in Figure 5.42 (Problem I), large birds may be electrocuted by making simultaneous contact with uncovered phase jumpers and the grounded

structure. A solution to this problem is to install horizontal post insulators to move the phase jumpers further from ground (Figure 5.43, Solution 1).

Raptor mortalities have occurred on double-circuit transmission tower designs with insufficient clearance for perching raptors from the grounded center crossarm brace (also called

grounded tension member or wind brace) to the top phase (E. Colson, Colson and Associates, pers. comm. in APLIC I996) (Figure 5.42, Problem 2). Electrocutions on this configuration may be remedied by covering grounded tension members with dielectric material (Figure 5.43, Solution 2). It may also be possible to replace the tension



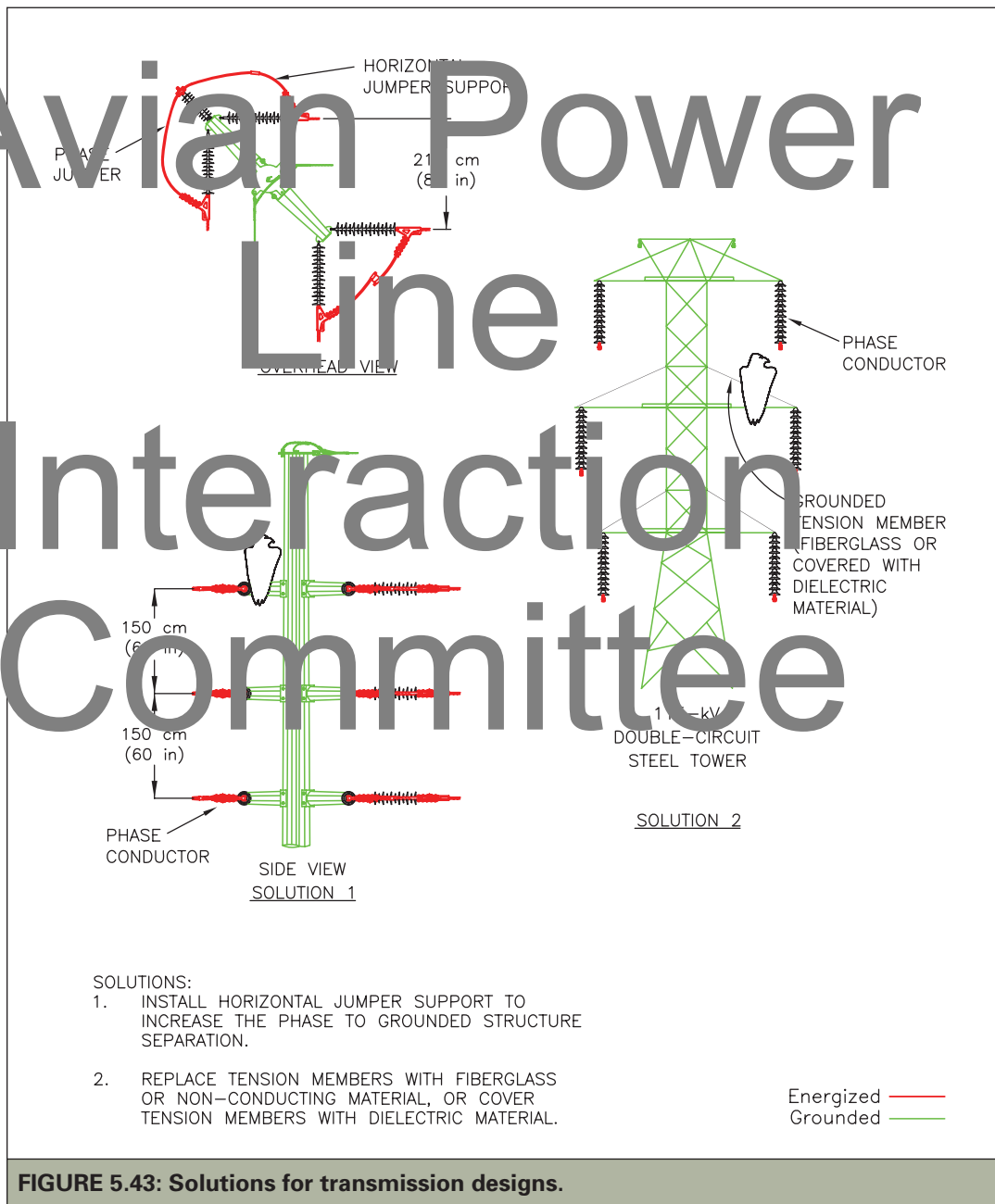
**FIGURE 5.42: Problem transmission designs.**

member with a non-conducting material (e.g., fiberglass) that meets structural requirements.

Transmission lines may produce arcing, where current jumps, or arcs, from a conductor to a bird on the structure. Though the conductor separation on higher voltage lines is sufficient to avoid this, it can occur on the

more closely spaced lower voltage transmission lines. To prevent bird-induced arcing on more closely spaced transmission lines, conductor separation should be increased from 152 cm (60 in) by 0.5 cm (0.2 in) for each kV over 60 kV (see Table 5.3).

# Avian Power Line Interaction Committee



**FIGURE 5.43: Solutions for transmission designs.**

**TABLE 5.3: Recommended conductor separation for transmission lines >60 kV.**

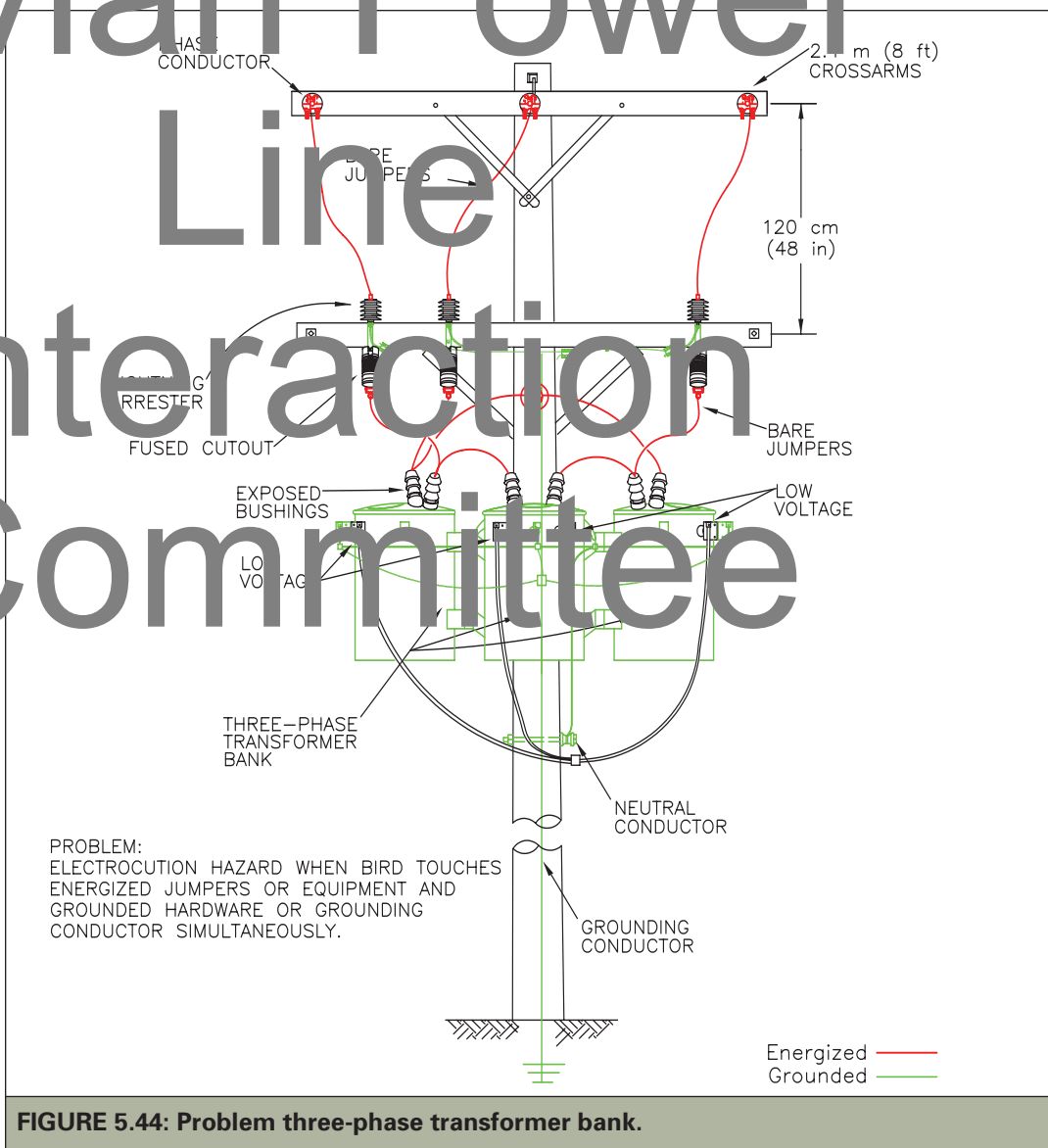
kV	Horizontal Spacing	Vertical Spacing
69 kV	157 cm (62 in)	106 cm (42 in)
115 kV	180 cm (71 in)	130 cm (51 in)
138 kV	192 cm (76 in)	141 cm (56 in)

**Equipment Poles**

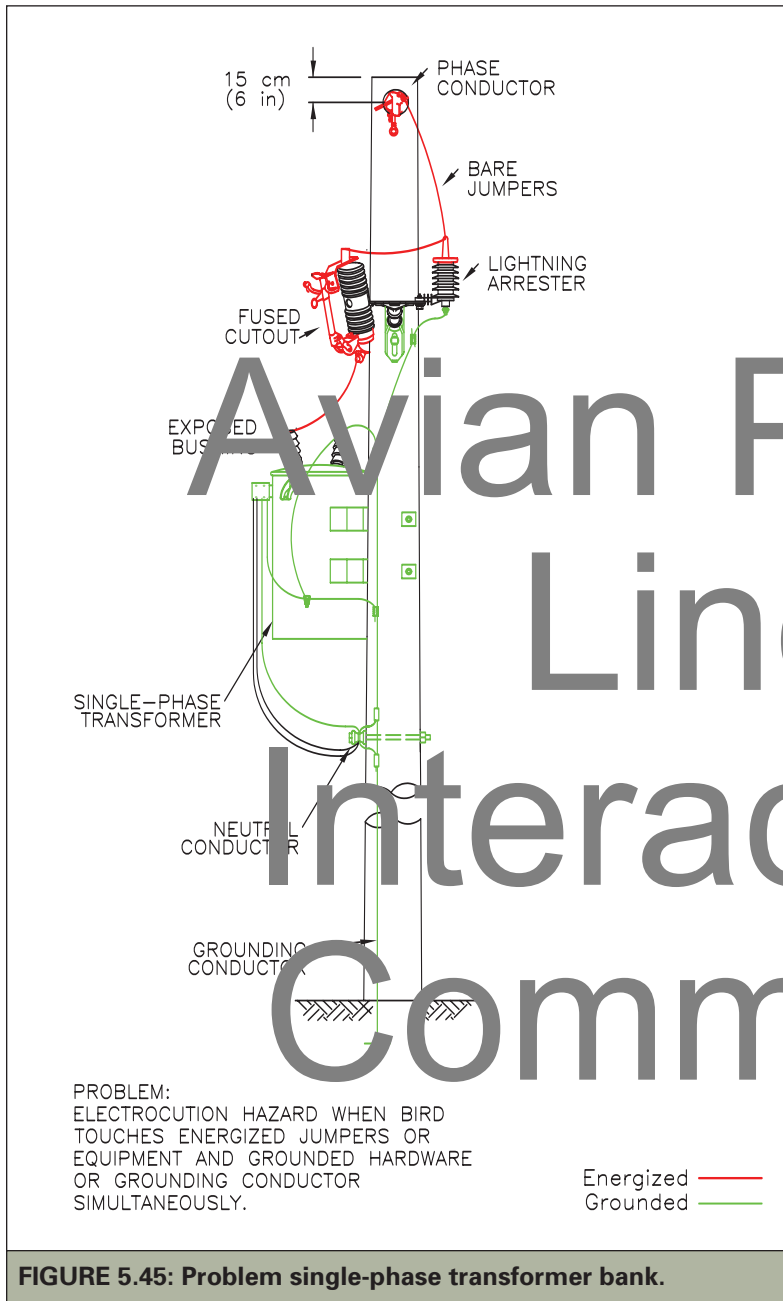
**TRANSFORMERS AND OTHER EQUIPMENT**

Equipment poles are poles that have transformers, capacitor banks, reclosers, regulators, disconnect switches, cutouts, arresters, or overhead-to-underground transitions (often referred to as *riser poles*). Equipment poles pose increased electrocution risks to birds of all sizes because of close separations between both phase-to-phase and phase-to-ground (Figure 5.44-5.45).

# Avian Power Line Interaction Committee



**FIGURE 5.44: Problem three-phase transformer bank.**



**FIGURE 5.45: Problem single-phase transformer bank.**

If a line is located in an area of high lightning activity, some utilities may install an overhead (grounded) static wire, requiring the installation of a grounding conductor all the way to the top of some or all structures. To assure the safety of line personnel and the general public, the NESC requires that all

electrical equipment such as transformers, switches, lightning arresters, etc., must also be grounded. This grounding usually reduces the separation between energized and grounded parts of the system.

In a review of raptor electrocutions from 58 utilities in the western United States between 1986 and 1996, more than half were associated with transformers (Harness and Wilson 2001). Fifty-three percent of confirmed electrocutions ( $n=421$ ) were associated with transformers, yet only one-quarter of the poles in these areas were transformer poles. Single or three-phase transformer banks were associated with 41% of eagle mortalities ( $n=748$ ), 59% of hawk mortalities ( $n=278$ ), and 52% of owl mortalities ( $n=344$ ). In Utah and Wyoming, poles with exposed equipment accounted for only 32% of all structures surveyed ( $n=74,020$ ), yet 53% of poles with mortalities ( $n=457$ ) had exposed equipment (Liguori and Burruss 2003). In particular, transformers were present on 16% of structures surveyed, yet were found on 36% of poles with mortalities. Small birds (including starlings, magpies, and songbirds), ravens, and owls were more frequently electrocuted at poles with transformers or other equipment than at poles without equipment.

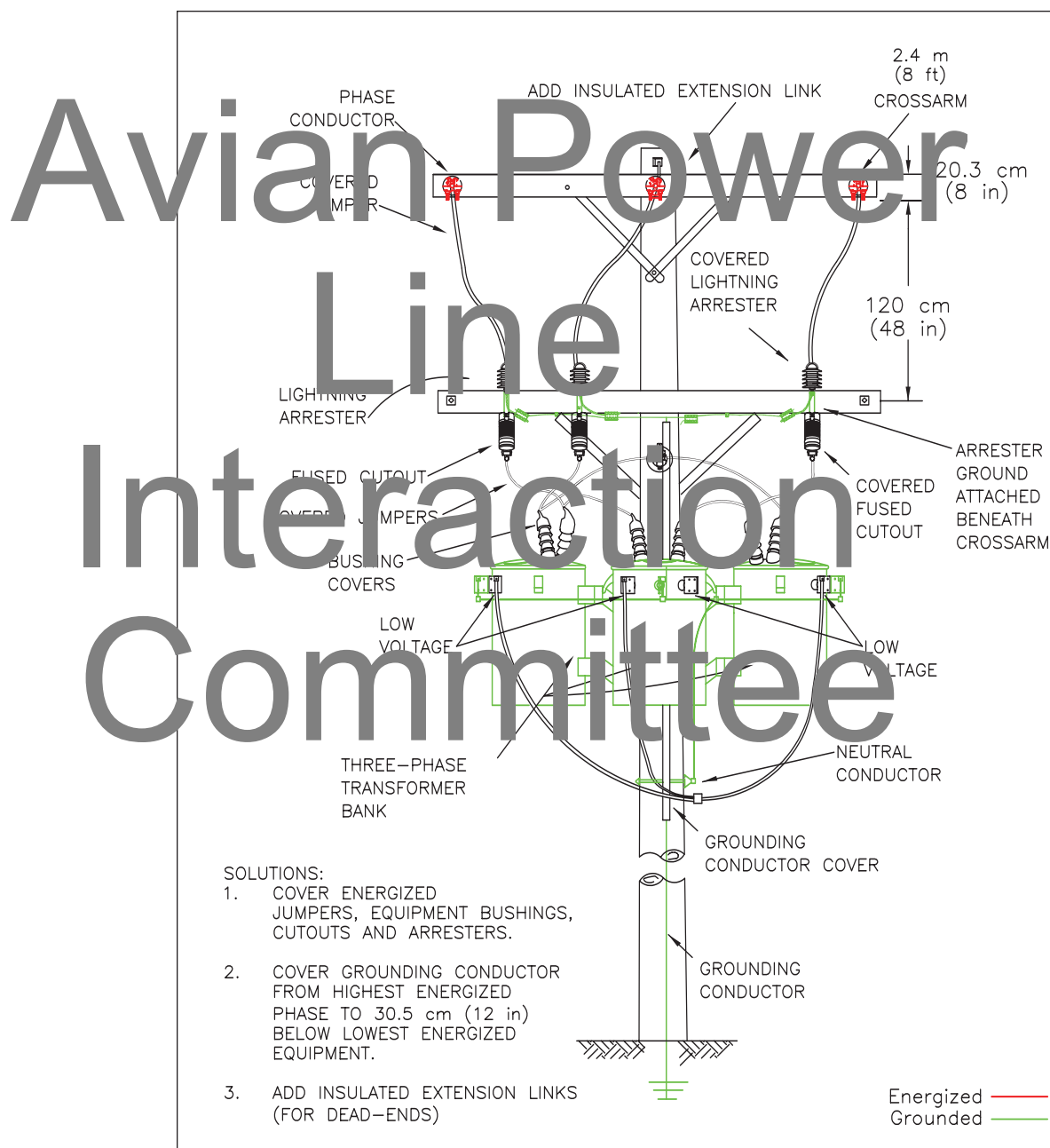
Utilities should address electrocution risk on the entire pole when retrofitting or designing equipment poles. Electrocution risk on new or retrofitted equipment poles can be reduced by using a variety of cover-up materials including covered conductors, moldings, covered jumper wires, arrester covers, bushing covers, cutout covers, phase covers, and other covers to prevent birds from making simultaneous contact between grounded and energized conductors or hardware (Figures 5.46, 5.47). See the *Precautions* section (below) for a discussion of cover-up materials. When lightning arresters are installed on a wooden crossarm in combination with fused cutouts, the arrester ground wire is normally attached beneath the arm connecting the base

of the arresters to ground without bonding or contacting the arrester brackets.

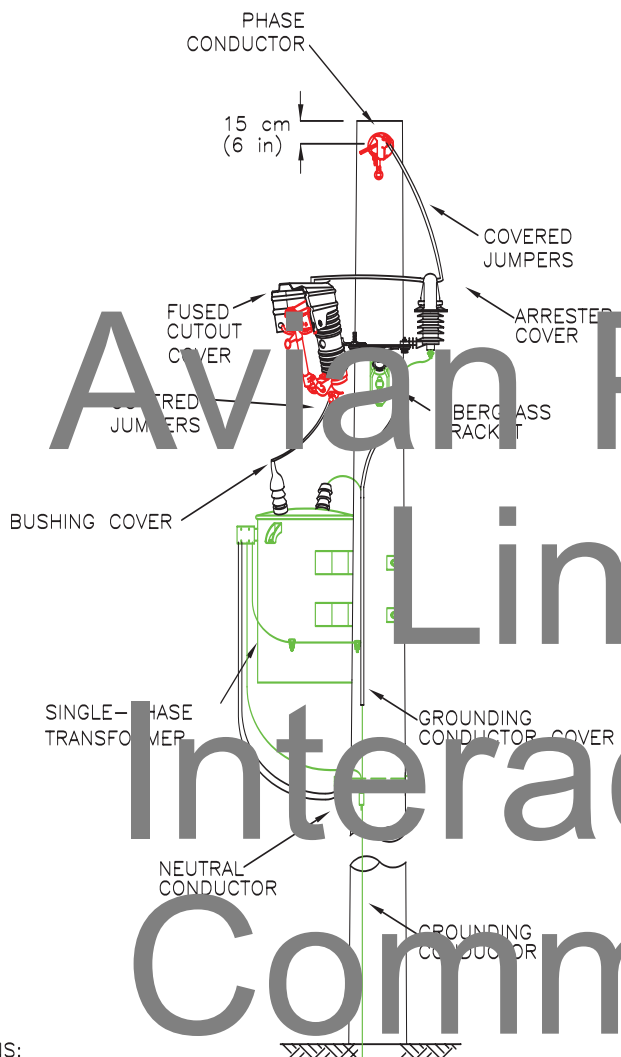
The use of perch discouragers alone on or near equipment poles is not recommended, as perch discouragers may deter birds from landing on the crossarm, leaving equipment arms

or transformers as perching alternatives.

However, perch discouragers may be used if an alternative perch is provided and exposed equipment is covered with appropriate avian protection devices.



**FIGURE 5.46: Solution for three-phase transformer bank.**



- SOLUTIONS:**
1. COVER ENERGIZED JUMPERS, EQUIPMENT BUSHING, CUTOUT AND ARRESTER.
  2. COVER GROUNDING CONDUCTOR FROM HIGHEST ENERGIZED PHASE TO 30.5 CM (12 IN) BELOW LOWEST ENERGIZED EQUIPMENT.
  3. A FIBERGLASS BRACKET IS SHOWN BUT OTHER BRACKETS (WOOD OR STEEL) COULD BE USED PROVIDED THAT THERE IS NOT A RISK OF PHASE-TO-GROUND CONTACT BY BIRDS. BONDING AND GROUNDING OF BRACKET WILL VARY WITH UTILITY.

Energized — red line  
 Grounded — green line

**FIGURE 5.47: Solution for single-phase transformer bank.**

**PRECAUTIONS**

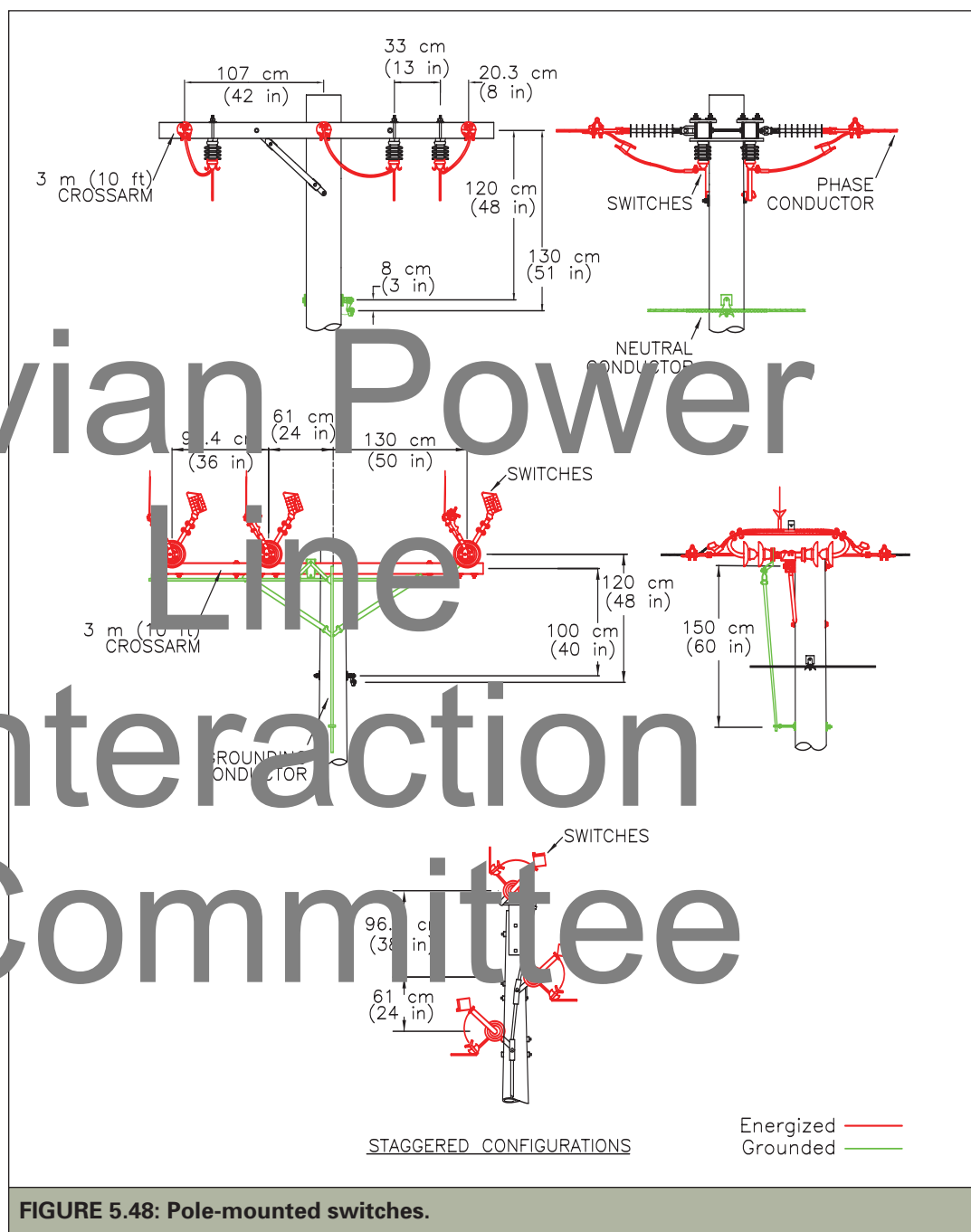
When using cover-up products on equipment, a utility should be aware of several important points. First, these products are intended only for wildlife protection; **they are not intended for human protection**. Second, there are currently no standard protocols for testing such products (see page 51 for further information on testing). Utilities are advised to evaluate the products that they select for durability, effectiveness, ease of installation, etc. Finally, wildlife protection products may not be effective or can cause problems if installed improperly. Bushing covers and arrester covers should fit between the first and second skirts of the bushing or arrester. Likewise, phase covers should sit on the top skirt of the insulator and not extend to the crossarm. If covers are pushed down too far, they can cause tracking, outages, or fires. Cutout covers should also be evaluated to ensure that they will not interfere with the operation of the cutouts or the use of a load-break tool. Coverings on jumper wires should cover the entire jumper, because exposed gaps can pose an electrocution risk. See the APLIC website ([www.aplic.org](http://www.aplic.org)) for a current list of avian protection product manufacturers.

**SWITCHES**

Many types of switches are used to isolate circuits or redirect current for the operation and maintenance of a distribution system. Several examples are shown in Figures 5.48, 5.49, and 5.50. Because of the close separation, it may be difficult to mitigate electrocutions on switch poles. Efforts can be made to either provide birds with safe perch sites on adjacent poles or to make switch poles less hazardous to birds. The installation of unprotected switch poles is discouraged in raptor use areas due to the electrocution risk and difficulty of making these poles avian-safe. Where switches are installed, offset or staggered vertical switch configurations with an



# Avian Power Line Interaction Committee



alternate perch above the top switch may provide a safer perching site (see Figure 5.49). Separation is key to making these structures safer for birds. Coverings designed for the

purpose should be used on as many of the energized components as possible. Using fiberglass arms for switches may also help reduce electrocutions.

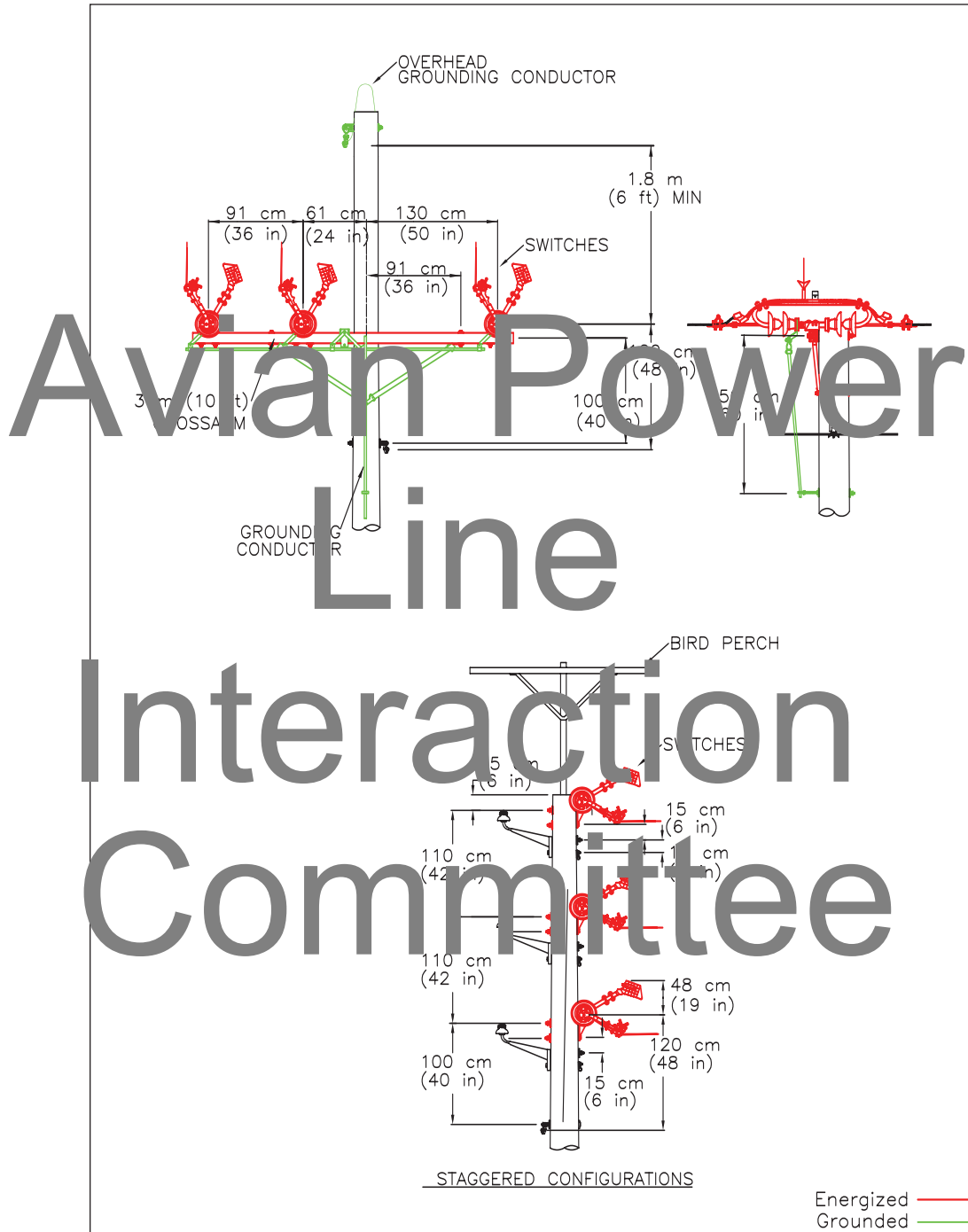
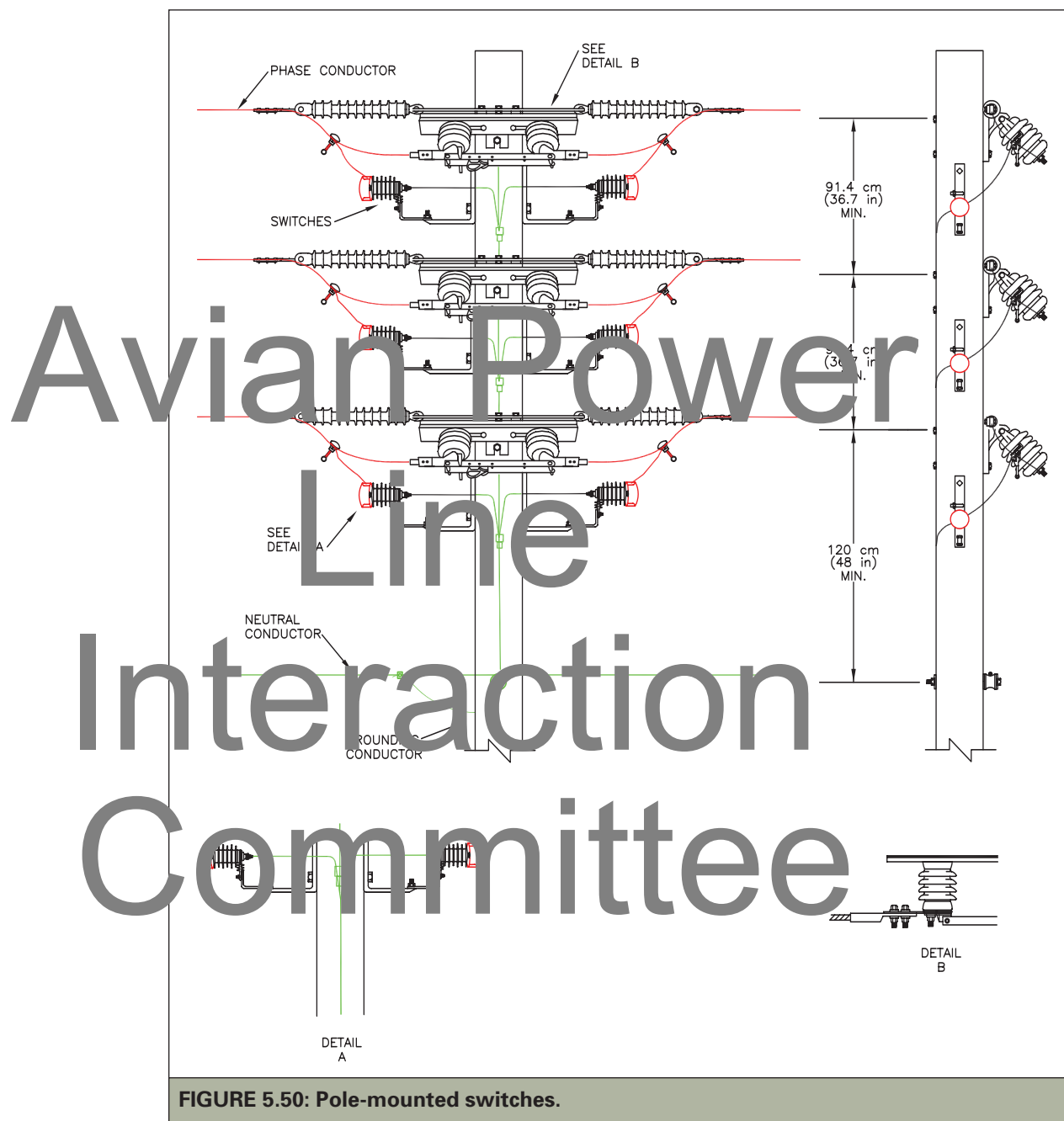


FIGURE 5.49: Pole-mounted switches.



**FIGURE 5.50: Pole-mounted switches.**

### SUBSTATION MODIFICATION AND DESIGN

Substations are transitional points in the transmission and distribution system. While raptor electrocutions at substations are uncommon, smaller birds such as songbirds

and corvids may perch, roost, or nest in substations, causing electrocution and outage risks. Numerous bird species have caused substation outages, including great horned owl (*Bubo virginianus*), American kestrel, black-billed magpie (*Pica hudsonia*), European starling

(*Sturnus vulgaris*), golden eagle, and monk parakeet (*Myiopsitta monachus*) (PacifiCorp, unpubl. data; Florida Power and Light, unpubl. data). Over an 18-month period, 18 bird-caused outages were documented in substations in six western states, which affected over 50,000 customers (PacifiCorp, unpubl. data).

Over the years, numerous techniques have been used to prevent bird and animal contacts in substations. Such techniques include habitat modification, physical barriers, auditory, visual, olfactory, and pyrotechnic discouragers,

and physically removing animals. Many of these practices have had limited success, or are cost-prohibitive or impractical. The most effective method for preventing bird contacts in substations employs the practices used for distribution and transmission structures, “insulate” or isolate (see page 59). For new substations, a combination of framing and covering can prevent contacts by birds and other animals. For existing substations, cover-up materials designed for the purpose can be installed to make substations avian safe.

# Avian Power Line Interaction Committee


**SUMMARY**

Power line structures can present electrocution hazards to birds when less than adequate separation exists between energized conductors or between energized conductors/hardware and grounded conductors/hardware. This document recommends 750 mm (60 in) separation for eagles. Other separations may be used based upon the species impacted.

Avian safe facilities can be provided by one or more of the following:

- increasing separations to achieve adequate separation for the species involved
- covering energized parts and/or covering grounded parts with materials appropriate for providing incidental contact protection to birds
- applying perch management techniques.

A utility’s Avian Protection Plan (see Chapter 7) should identify new construction design, retrofitting options, approved avian protection devices, proper installation techniques, and other procedures related to avian protection.



## CHAPTER 6

# Perching, Roosting, and Nesting of Birds on Power Line Structures

## IN THIS CHAPTER

- Avian Use of Power Lines

- Nest Management

- Reliability Concerns

This chapter examines how birds use power line structures. It considers the advantages and disadvantages that utility structures present to birds as well as the effects birds have on power reliability.

# Avian Power Line Interaction Committee

## AVIAN USE OF POWER LINES

### RAPTORS

#### Perching

Power line structures in relatively treeless areas have made millions of kilometers of suitable habitat available to perch-hunting raptors (Olendoff et al. 1980). Power poles offer raptors an expansive view of the surrounding terrain while they inconspicuously watch for prey below (see Figure 4.9). Perch-hunting also allows raptors to

minimizing the risks of electrocution, equipment damage, or outages. Nest management might also include the control of the monk parakeet (*Miopsterna monachus*), a species introduced from South America, which constructs large, communal nests, often on power line structures, causing significant reliability problems.

conserving energy by minimizing flight activity (Figure 6.1). Ospreys (*Pandion haliaetus*) readily perch-hunt from power poles that have been placed near treeless wetlands or other water bodies.



FIGURE 6.1: Peregrine falcon with prey on distribution pole.

There is a strong association between raptor activity and utility rights-of-way (Williams and Colson 1989). Following the 1974 construction of a 230-kV transmission line in Colorado, raptor density near the line increased from 4 to 13 raptors per square kilometer ( $\text{km}^2$ ) (10 to 34 per square mile [ $\text{mi}^2$ ]) to 21 to 32 raptors/ $\text{km}^2$  (54 to 83/ $\text{mi}^2$ ) after construction (Stahlecker 1978).

Although transmission towers comprised only 1.5% of available perches in this area, 81% of raptors seen during surveys used them as perches. Rough-legged hawks (*Buteo lagopus*), golden eagles (*Aquila chrysaetos*), and prairie falcons (*Falco mexicanus*) used towers more than any of the other available perches (e.g., distribution poles, fence posts, trees, windmills, etc.). Craig (1978) noted that almost 70% of all raptors perched along a 87-km (16-mi) survey route in Idaho were perched on power poles or wires. During a three-year study in southern New Mexico, Kimsey and Conley (1988) found that open terrain traversed by transmission towers received more use by raptors than similar areas without towers. In Wyoming, golden eagles and other raptors perched on distribution poles during winter to exploit a locally abundant food source (Harness and Garrett 1999).

### Roosting

Raptors also use tower line structures for roosting. Roosts may be selected for protection from predators and inclement weather, or for their proximity to food sources. Raptors that nest on utility structures often use those nests as nocturnal roosts as well. They can roost singly (e.g., osprey or buteos), or communally (e.g., Harris' hawks [*Parabuteo unicinctus*] or wintering bald eagles [*Haliaeetus leucocephalus*]). When perched side-by-side, birds can span the distance between phases or phase and ground, which increases the risk of an electrocution as well as an outage. Excrement from multiple birds can also create outage risks by contaminating equipment.

Craig and Craig (1984) found that golden eagles wintering in Idaho often roosted communally on several types of power line structures. These structures allowed eagles to exploit local populations of jackrabbits, and provided shelter from inclement weather. Eagles and hawks may use the lower portions of transmission towers, which provide some degree of cover for night roosting in barren areas (Smith 1985). In Spain, transmission substations serve as summer roost sites for congregations of lesser kestrels (*Falco tinnunculus*). These sites may play an important role in the conservation of the declining species (Arevalo et al. 2004).

### Nesting

Casual observation attests, and many studies have documented, that raptors nest on distribution and transmission structures (see Table 6.1). Although most species that nest on power line structures inhabit open, rural areas, one notable exception is the osprey (Figure 6.1). Osprey use utility structures for nesting more than any other North American raptor. They typically select poles that are located near or over waters where fish are abundant. To protect ospreys and the power system, the platforms have been installed on or near transmission or distribution poles so nest material and excrement will not contaminate lines. In addition, power poles that are left standing when lines are decommissioned can provide both nest and perch sites. During an 11-year period in Michigan, an average of 55% of the osprey platforms available were occupied (Postupalsky 1978). On Lake Huron in Canada, 82% of artificial platforms were occupied within one year of installation (Ewins 1996). In 1995, nearly 46% of osprey nests studied in Finland ( $n=951$ ) were located on artificial structures and, in southern Finland, up to 90% of occupied nests ( $n=79$ ) were on artificial platforms (Saurola 1997).

**TABLE 6.1: Accounts of raptor species nesting on transmission structures (T), distribution poles (D), and substations (S).\***

Species	Reference
African hawk-eagle ( <i>Hieraaetus faciatu</i> s)	Tarboton and Allan 1984 (T); Allan 1988 (T)
American kestrel ( <i>Falco sparverius</i> )	Illinois Power Company 1972 (T); Blue 1996 (P); Georgia Power Company, unpubl. data (T)
Aplomado falcon ( <i>Falco femoralis</i> )	The Peregrine Fund 1995 (T); D. Bouchard, pers. comm. (T)
Bald eagle ( <i>Haliaeetus leucocephalus</i> )	Keran 1986 (T); Bohm 1988 (T); Hanson 1988 (T); Marion et al. 1992 (T); J. Swan, pers. comm. (T)
Black-breasted hawk eagle ( <i>Circaetus galurus</i> )	Brown and Lawson 1989 (T)
Black eagle ( <i>Aquila verreauxi</i> )	Boshoff and Fabricus 1986 (T); Ledger et al. 1987 (T); Jenkins et al. 2005 (T)
Brown snake eagle ( <i>Circaetus cinereus</i> )	Brown and Lawson 1989 (T)
Crested caracara ( <i>Caracara cheriway</i> )	J. Lindsay, pers. comm. (S)
Eurasian kestrel ( <i>Falco tinnunculus</i> )	Boshoff et al. 1983 (T)
Ferruginous hawk ( <i>Buteo regalis</i> )	Nelson and Nelson 1976 (T); Gilbertson 1982 (T); Gilmer and Stewart 1983 (T); Gaines 1985 (T); Bridges and McConnon 1997 (T); Electric Power Research Institute 1988 (T); Fitzner and Newell 1999 (T); Steenhof et al. 1993 (T); Olendorff 1993a (T); Bednarz and Schmutz 1995 (P); Blue 1996 (T); Erickson et al. 2004 (T)
Golden eagle ( <i>Aquila chrysaetos</i> )	Anderson 1975 (T); Nelson and Nelson 1976 (T); Herron et al. 1980 (T); Electric Power Research Institute 1988 (T); Steenhof et al. 1993 (T); Blue 1996 (P); Kochert et al. 2002 (T); PacifiCorp, unpubl. data (S, T)
Great horned owl ( <i>Bubo virginianus</i> )	Ellis and White 1977 (P); Steenhof et al. 1993 (T); Blue 1996 (P); PacifiCorp, unpubl. data (D, S)
Greater kestrel ( <i>Falco rupicoloides</i> )	Kemp 1984 (T); Hartley et al. 1996 (P)
Harris' hawk ( <i>Parabuteo unicinctus</i> )	Ellis et al. 1978 (D); Whaley 1986 (T); Bednarz 1995 (T); Blue 1996 (P)
Lanner falcon ( <i>Falco biarmicus</i> )	Tarboton and Allan 1984 (T); Hartley et al. 1996 (P)
Martial eagle ( <i>Polemaetus bellicosus</i> )	Dean 1975 (T); Boshoff and Fabricus 1986 (T); Hobbs and Ledger 1986 (T); Boshoff 1993 (T); Jenkins et al. 2005 (T)
Mountain caracara ( <i>Phalcoboenus megalopterus</i> )	White and Boyce 1987 (P)

\* Note that some studies refer only to nesting on power line structures (P).

Continued

**TABLE 6.1: Accounts of raptor species nesting on transmission structures (T), distribution poles (D), and substations (S).\* (cont.)**

Species	Reference
Osprey ( <i>Pandion haliaetus</i> )	Melquist 1974 (D); Detrich 1978 (T); Henny et al. 1978 (T, D); Prevost et al. 1978 (T); Henny and Anderson 1979 (D); van Daele et al. 1980 (D); Jamieson et al. 1982 (D); Austin-Smith and Rhodenizer 1983 (T); Fulton 1984 (T); Keran 1986 (T); Hanson 1988 (T); Vanderburgh 1993 (D); Blue 1996 (P); Ewins 1996 (T, D); Henny and Kaiser 1996 (T, D); Meyburg et al. 1996 (P); Poole et al. 2002 (P); Henny et al. 2003 (T, D); Henny and Anderson 2004 (D)
Palm-chanting goshawk ( <i>M. americana</i> )	Brown and Lawson 1989 (P)
Peregrine falcon ( <i>Falco peregrinus</i> )	Bunnell et al. 1997 (T); White et al. 2002 (T); Pacific Corp, unpubl. data (T)
Prairie falcon ( <i>Falco mexicanus</i> )	Roppe et al. 1989 (T); Blue 1996 (P); Bunnell et al. 1997 (T)
Red-tailed hawk ( <i>Buteo jamaicensis</i> )	Nelson and Nelson 1976 (T); Ellis et al. 1978 (T); Fitzner 1978 (T); Gilbertson 1982 (T); Brett 1987 (T); Electric Power Research Institute 1988 (T); Fitzner and Newell 1989 (T); Steenhof et al. 1993 (T); Knight and Kawashima 1993 (P); Blue 1996 (T); Stout et al. 1996 (D); Brubaker et al. 2003 (P)
Rough-legged hawk ( <i>Buteo lagopus</i> )	Becharof and Swen 2002 (P)
Swainson's hawk ( <i>Buteo swainsoni</i> )	Olendorf and Stoddart 1994 (D); Fitzner 1978 (D); Fitzner and Newell 1989 (T); Love 1996 (P); England et al. 1997 (P, T)
Tawny eagle ( <i>Aquila rapax</i> )	Dean 1975 (T); Tarboton and Allan 1984 (T); Jenkins et al. 2005 (T)
White-backed vulture ( <i>Gyps alpinus</i> )	Lodge and Jobbins 1985 (T)
Zone-tailed hawk ( <i>Buteo bonotus</i> )	Blue 1996 (P)

\* Note that some studies refer only to nesting on power line structures (P).

Nest location on a power structure can vary by species and structure type. On natural substrates, ospreys typically nest on the flat tops of dead trees and broken tops of live trees. Likewise, on power structures, ospreys prefer the upper portions of transmission towers or the tops of distribution poles. Red-tailed, Swainson's (*Buteo swainsoni*), and ferruginous hawks (*B. regalis*) generally prefer nest heights that are relatively high, moderate, and low, respectively. Tower sections where steel lattice-work is relatively dense are generally preferred,

as this provides more support for nests (Figure 6.3). The configuration of two poles supporting four paired sets of crossarms was most often used by raptors in New Mexico (Brubaker et al. 2003). Double dead-end and dead-end distribution poles (see Figures 5.15, 5.16, 6.2, 6.23, 6.24, 6.25, and 6.26 for examples) are the distribution configurations most commonly used by osprey and some other raptors throughout North America.

Steenhof et al. (1993) reported an 89% success rate for ferruginous hawk nests on



# Avian Power Line Interaction Committee



**FIGURE 6.2:** Osprey nest on double crossarm of non-energized pole.

© PACIFICORP



**FIGURE 6.3:** Red-tailed hawk nest on steel lattice transmission tower.

© SHERRY AND JERRY LIGUORI

platforms ( $n=19$ ), which was higher than nesting success on cliffs (58%,  $n=38$ ) or other natural substrates (20%,  $n=5$ ). Likewise, ferruginous hawk nesting success was higher on artificial platforms in Wyoming than on natural substrates (Tigner et al. 1996). Charles and Schwartz (1995) stated that nesting platforms could be beneficial for ferruginous hawks, especially in previously occupied habitats where the number of natural nest sites is in decline. They recommend spacing nest platforms out-of-sight of other buteo nests.

Nest platforms for bald eagles provide support for weak or collapsed nests, attract birds searching for a breeding site, encourage the reuse of historic sites, and support nests moved from areas of pending human activity or development (Postupalsky 1978; Hunter et al. 1997). In Florida an increased number of bald eagle nests on man-made structures has been reported. In 2003, there were 24 bald eagle nests on man-made structures with

46% on transmission towers (J. Swan, pers. comm.). In 2004 and 2005, the number of nests on towers increased due to the loss of nesting trees to hurricanes in 2004 (S. Nesbitt, pers. comm.).

#### ADVANTAGES TO RAPTORS NESTING ON UTILITY STRUCTURES

Utility structures can provide nesting substrates in habitats where natural sites are scarce, facilitate the range expansion of some species, increase the local density of some species, and offer some protection from the elements. In addition, some raptors have increased their nest success and productivity on power line structures.

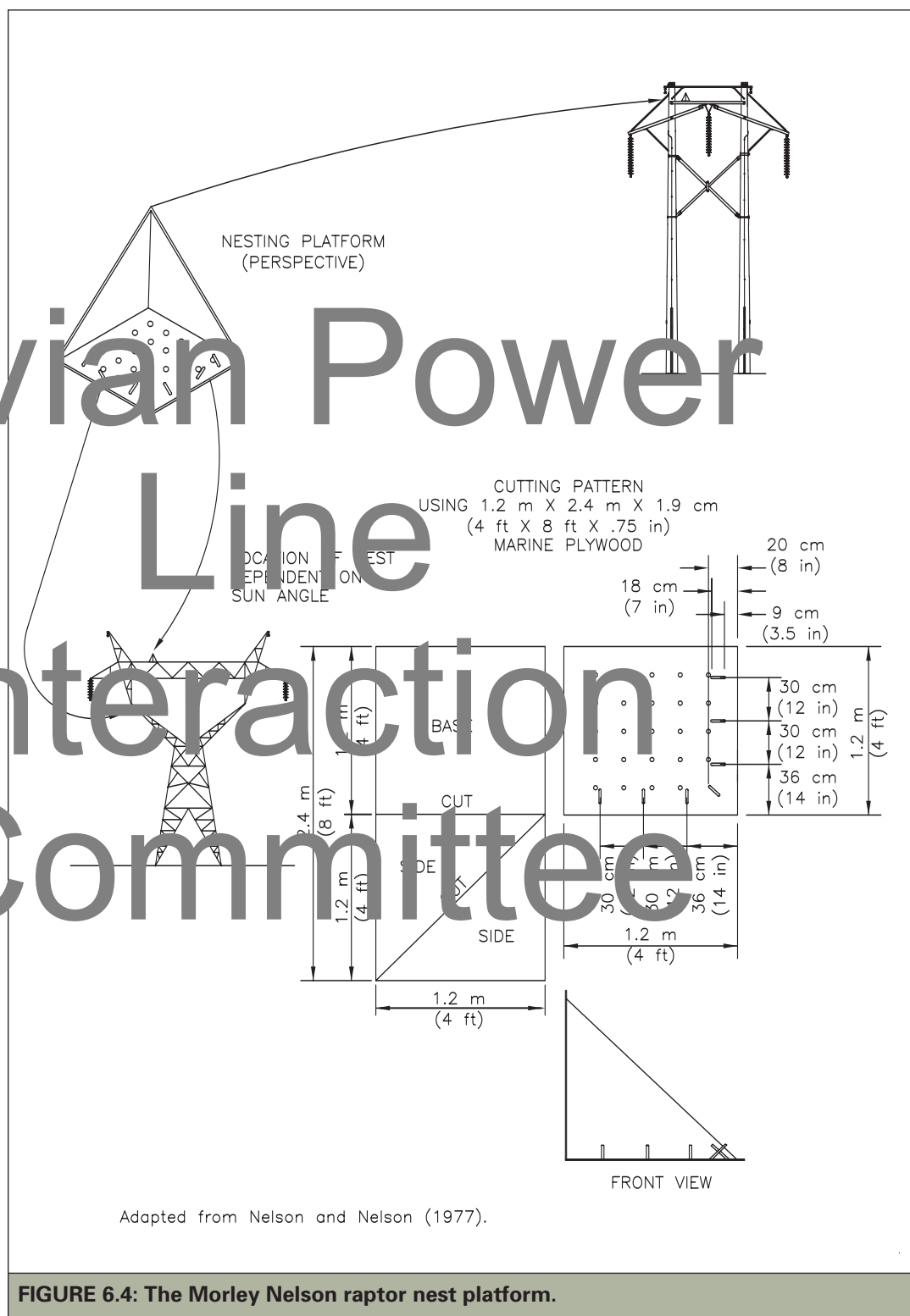
In New Mexico, decommissioned telephone poles and energized electrical poles were used by nesting raptors (Brubaker et al. 2003). Thirty-two of 338 poles used by nesting raptors, including 27 pairs of Swainson's hawks, 3 pairs of red-tailed hawks, and 2 pairs of great horned owls (*Bubo virginianus*) in Wisconsin red-tailed hawks nested on artificial structures including transmission towers, as the availability of natural nest sites declined in human-altered landscapes (Stout et al. 1996). New 230-kV and 500-kV lines in the Hanford Reservation in Washington were monitored between 1979 and 1988 (Fitzner and Newell 1989). After construction of the lines in 1979, only one red-tailed hawk nest appeared on these structures. By 1988, 19 Swainson's, ferruginous, and red-tailed hawks' nests were found on the structures. Red-tailed hawks and common ravens (*Corvus corax*) in southern California nested on utility structures in greater numbers than expected based on the availability of potential nest substrates (Knight and Kawashima 1993). In 1980 and 1981, the PacifiCorp Malin-to-Midpoint 500-kV transmission line was constructed across eastern Oregon and southern Idaho (Steenhof et al. 1993). In cooperation with the BLM, PacifiCorp

installed 37 nesting platforms designed by Morley Nelson (Figure 6.4) (Nelson and Nelson 1976; Olendorff et al. 1981; Nelson 1982). Within one year, raptors and ravens began nesting on these platforms. Although only 2% of the towers had platforms, 72% ( $n=29$ ) of the golden eagle and 48% ( $n=52$ ) of the ferruginous hawk nesting attempts were made on the artificial platforms. Nineteen (51%) of the platforms were used at least once. Steenhof et al. (1993) suggested that the needs of nesting raptors should be considered and disturbance minimized during the construction of transmission lines, especially when the line traverses treeless habitat and the disturbance of a sensitive prey species is not an issue.

The construction of artificial nesting platforms, including those on power poles, has contributed to the ospreys' population growth and range expansion in North America (Houston and Scott 2001; Henny and Anderson 2004). Although the number of osprey nesting on natural substrates remained constant in the Willamette Valley, Oregon, from the 1970s to 1990s, the number of active nests on power line structures increased from 1 in 1977 to 66 in 1993 (Henny and Anderson 1993). In 2001, 204 osprey pairs were nesting in this area; 74% of the nests located on power poles or platforms erected by electric utilities (Henny et al. 2003).

Power line structures may also help local raptor populations increase (Olendorff et al. 1981). Within ten years after construction of a 500-kV transmission line across eastern Oregon and southern Idaho, 53 pairs of raptors and ravens nested on line structures while their nesting densities on nearby natural substrates remained at pre-construction levels (Steenhof et al. 1993). In South Africa as well, raptor nests are not removed unless they pose a threat to the power supply. Consequently, many raptor species regularly nest on transmission towers (Ledger et al. 1993).

# Avian Power Line Interaction Committee



**FIGURE 6.4: The Morley Nelson raptor nest platform.**

Transmission towers may afford nesting raptors some protection from the elements. Beams and cross-braces provide shade and windbreaks for nesting birds (Anderson 1975). Compared to cliffs, towers allow more air circulation and lower heat absorption. Raptors nesting on transmission towers are also more protected from range fires (Steenhof et al. 1993).

Some studies have documented greater nest productivity on artificial nesting substrates than on natural substrates (van Daele et al. 1982; Gaines 1985; Olendorff 1997a). Martial eagles (*Tiermorus bicolor*) in southern Africa had higher breeding success on electrical transmission towers than elsewhere (Boshoff 1993). Ospreys using artificial sites in Germany produced more young than those nesting in trees (Meyberg et al. 1991). Similar rates of raptor success have been found between natural and man-made substrates in the Canadian Great Basin and in southern Wisconsin (Ewins 1996; Stout et al. 1996). Improved productivity on poles, towers and other artificial structures can usually be attributed to nest stability and protection from mammalian predators.

**DISADVANTAGES TO RAPTORS NESTING ON UTILITY STRUCTURES**

Raptors that nest on power poles face disadvantages that include: increased risk of electrocution and collision, susceptibility to nest damage from wind and weather, disturbance from line maintenance or construction, and vulnerability to shooting. Raptors nesting on power line structures may also impact some prey species and can reduce power reliability by contaminating equipment with excrement or nesting material (see [Reliability Concerns](#)). Another possible disadvantage is that raptors, specifically ospreys, reared from power pole nests may only select power poles as nest substrates when they nest as adults (Henny and Kaiser 1996).

Raptors nesting on utility structures have an increased electrocution risk if nearby poles are not avian-safe (see [Chapter 5](#)). Entanglement in wires and other utility hardware can also occur (Olendorff et al. 1981). In the United States, raptor collisions with power lines do occur, but not as frequently as electrocutions (Oldendorff and Lehman 1986; Kochert and Olendorff 1999).

Although raptors may become familiar with power lines in their breeding territory, repeated flights across power lines increases the risk of collisions, especially if birds are in the pursuit of prey (Manosa and Real 2001). In Europe, transmission lines near nests were associated with high turnover rates of breeding Bonelli's eagles (*Hieraaetus fasciatus*). Collisions with power lines were the suspected cause (Manosa and Real 2001).

The dense latticework of transmission towers offer some protection from the elements, but relatively open distribution poles do not. Consequently, nests on distribution poles are more often damaged or destroyed by strong winds (Gerner and Viehe 1977; Postovit and Postovit 1987). Raised edges on nesting platforms can help stabilize and protect nests during high winds. Destruction of nests by line was a common cause of nest failures (49%) on transmission poles in Idaho. Poles with artificial platform afforded more protection from wind than poles without platforms (Steenhof et al. 1993). A bald eagle nest on an H-frame structure in Florida repeatedly fell during windstorms until an artificial platform was erected to support it (Marion et al. 1992).

Although short-lived, the activity and alteration of surrounding habitat that occurs during power-line construction can disturb raptors. Maintenance operations may also temporarily disrupt normal bird nesting, hunting and roosting behavior (Williams and Colson 1989).

Indiscriminate shooting of raptors may

be higher along power lines than at natural nest sites because poles are often highly visible and close to access roads (Williams and Colson 1989).

The addition of artificial raptor nests can have negative impacts on other animals (Fitzner 1980a). For example, burrowing owls (*Athene cunicularia*), which are preyed upon by larger raptors, can be more susceptible to predation if nest platforms are erected in their territories. The introduction of great horned owls to areas via nest platforms can create nestlings of diurnal raptors.

#### OTHER BIRDS

##### Perching

Many other bird species use distribution poles, transmission towers, and conductors for perching, particularly where suitable foraging or nesting habitat is nearby (e.g., Yahner et al. 2002). As they do for raptors, power line structures provide a view of the surroundings and facilitate hunting. From these perches, kingfishers pursue fish in lakes or streams and shrikes seek their prey along power line corridors (Figure 6.5). Utility structures, especially conductors, are commonly used as perches by flocking birds, such as blackbirds, sparrows, and European starlings (*Sternus vulgaris*).

##### Roosting

Species such as cormorants, vultures, ravens, and crows use power line structures for roosting. Poorly adapted to cold environments, vultures often seek roosts that are protected from harsh weather. Cape Griffons, or Cape vultures (*Gyps coprotheres*) and, to a lesser extent, white-backed vultures (*Gyps africanus*), roost in large numbers on transmission towers in southern Africa (Ledger and Hobbs 1999). Likewise, turkey vultures (*Cathartes aura*) and black vultures (*Coragyps atratus*) use transmission towers for roosting in North America.



**FIGURE 6.5: Loggerhead shrike (*Lanius ludovicianus*) perched on conductor.**

© SHERRY AND JERRY LIGUORI

Some avian species roost communally or congregate on power line structures. Engel et al. (1992b) documented the largest known communal roost of common ravens in the world. There were as many as 2,103 ravens on adjoining 500-kV transmission towers in southwestern Idaho. The towers appeared to present an attractive alternative to natural roost sites by offering increased safety from predators and close proximity to food sources.

##### Nesting

A number of non-raptor species also nest on utility structures. Transmission tower lattice-work can provide suitable nesting substrate for ravens, herons, cormorants and other large birds. Distribution poles are used by smaller birds that build their nests on support brackets, transformers, or capacitors. Table 6.2 presents a list of non-raptor species that have nested on power line structures. This list is not comprehensive, but it illustrates the variety of species attracted to utility structures.

Birds that build stick nests may find areas on transmission and distribution structures suitable for nesting sites. In Europe, the white stork (*Ciconia ciconia*) commonly nests on distribution and transmission towers (Janss 1998). Double-crested cormorants (*Phalacrocorax auritus*) and great blue herons (*Ardea herodias*) nest on steel-lattice transmission towers along the Great Salt Lake in Utah (PacifiCorp,

# Avian Power Line Interaction Committee

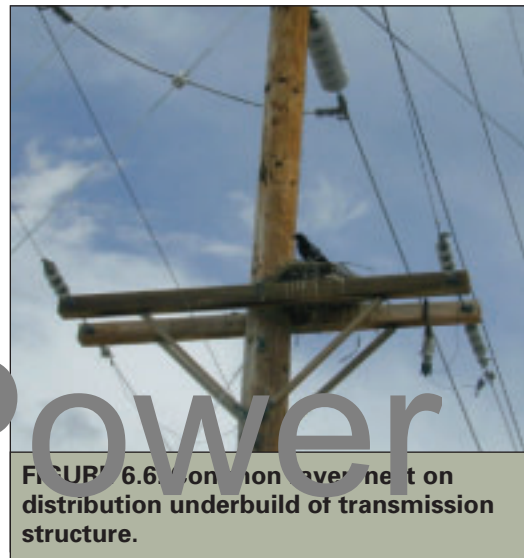
**TABLE 6.2: Examples of non-raptor species nesting on power line structures.\***

Species	Source
Double-crested cormorant ( <i>Phalacrocorax auritus</i> )	PacifiCorp (unpubl. data)
Great blue heron ( <i>Ardea herodias</i> )	PacifiCorp (unpubl. data)
Hateda ibis ( <i>Bostrychia hagedash</i> )	C.S. van Rooyen (pers. comm.)
White stork ( <i>Ciconia ciconia</i> )	Janss 1998
Egyptian goose ( <i>Aloochenaeegyptiaca</i> )	C.S. van Rooyen (pers. comm.)
Canada goose ( <i>Branta canadensis</i> )	J. Burruss (pers. comm.)
Monk parakeet ( <i>Myiopsitta alba</i> )	J. Lindsay (pers. comm.)
Eastern kingbird ( <i>Tyrannus tyrannus</i> )	The Maryland Ornithological Society ( <a href="http://www.mdbirds.org/atlas/spnotes.html">http://www.mdbirds.org/atlas/spnotes.html</a> )
Western kingbird ( <i>T. verticalis</i> )	M. Fiedler (pers. comm.); PacifiCorp (unpubl. data)
Scissor-tailed flycatcher ( <i>T. forficatus</i> )	Georgia Ornithological Society ( <a href="http://www.gos.org/rbas/ga/0002000-05.html">http://www.gos.org/rbas/ga/0002000-05.html</a> )
Pied crow ( <i>Corvus albus</i> )	C.S. van Rooyen (pers. comm.)
Cape crow ( <i>C. capensis</i> )	C.S. van Rooyen (pers. comm.)
Common raven ( <i>C. corax</i> )	Knights and Kawasima 1993; Steenhof et al. 1993
Chihuahuan raven ( <i>C. cryptoleucus</i> )	Bednarz and Raitt 2002; Brubaker et al. 2003
Sociable weaver ( <i>Philetairus socius</i> )	C.S. van Rooyen (pers. comm.)

\* This table includes species that have constructed nests or used existing nests on poles, not those which may nest in cavities within poles, i.e. woodpeckers, chickadees, etc.

unpubl. data). In the western United States, Canada geese (*Branta canadensis*) have nested on platforms erected for raptors (J. Burruss, pers. comm.).

Common ravens often nest on utility structures (Figure 6.6). Within ten years of the construction of a 500-kV transmission line across Oregon and Idaho, 81 pairs of common ravens nested on the transmission structures (Steenhof et al. 1993). Their success was similar to or greater than nest success in natural substrates. In New Mexico, ravens preferred to nest on the configuration with two poles supporting four paired sets of



**FIGURE 6.6: Common raven nest on distribution underbuild of transmission structure.**

© SHERRY AND JERRY LIGUORI



**FIGURE 6.7: Western kingbird nest (see highlighted area) on transformer.**

© SHERRY AND JERRY LIGUORI

crossarms (Brubaker et al. 2003).

Throughout a 45,000-km<sup>2</sup> (17,375-mi<sup>2</sup>) area of the Mojave Desert in southern California, 26 pairs of common ravens used power line structures for nesting. There were more nests than expected based on the availability of natural nest substrates

(Knight and Kawashima 1993).

Some species exhibit preferences for nest location on a structure. For example, 98% of raven nests ( $n=408$ ) were found on the uppermost portion of towers (Steenhof et al. 1993). Western kingbirds often nest on transformer brackets, riser poles, switches, and transmission structures (Figure 6.7) (M. Fiedler, pers. comm.; PacifiCorp, unpubl. data).

The use of non-raptor nests by raptors on power line structures has been reported. For example, prairie falcons have been documented using common raven nests (DeLong and Steenhof 2004), and a pair of peregrine falcons (*Falco peregrinus*) occupied a common raven nest on a transmission tower along the Great Salt Lake, Utah (Burriss, pers. comm.). In Texas, a pair of aplomado falcons (*Falco femoralis*) used a common raven nest on an H-frame, 138 kV tower (D. Bouchard, pers. obs.). Although the nest was destroyed by wind, a platform was installed in the same place and was also successful.

#### MONK PARAKEETS

The introduction of Guianan monk parakeets from South America to the United States in the late 1960s is a success story. Escaped birds have adapted well and established populations from Florida to New York, Texas to Oregon, and in parts of southern Canada. Populations in some states have grown exponentially in the last 10 to 15 years (Pruett-Jones et al. 2005). Monk parakeets build bulky stick nests on trees, power poles, and substations (Spreyer and Bucher 1998; Newman et al. 2004). The number of nests can range from several on distribution or transmission poles to more than 50 in a single substation (Figures 6.8, 6.9). Since monk parakeets are colonial breeders, the size



FIGURE 6.8: Monk parakeet nests on transmission tower.

© FLORIDA POWER AND LIGHT



FIGURE 6.9: Monk parakeet nest on distribution pole.

© JIM NEWMAN

# Avian Power Line Interaction Committee

of their nests can increase each year and may reach several meters in diameter. Examination of the monk parakeet's annual nesting patterns in south Florida suggests an increasing preference for both power line structures and substations (Newman et al., in press).

Monk parakeet nest site selection on power line structures in Florida is quite predictable, and they show similar behavior in other states as well (Newman et al. 2004). In south Florida, 82% of nests occurred on distribution poles with transformers and capacitor banks. Most of these nests were built on the brackets that attach the equipment to poles. On the transmission towers surveyed, most nests were located on the secondary arms, followed by the primary arms (Newman et al., in press). A commonality between nests on substations and transmission lines is the parakeet's apparent preference for nesting on 45°-angled braces. On transmission towers, 93% of nests occurred on 45°-angle braces. In substations 44% of nesting occurred on 45°-angle crossbeams, followed by switches (18%) and vertical supports (18%) (Newman et al., in press). The remaining 20% were on 90° primary supports, insulator/switches, and substation support structures.

Monk parakeet nests have caused power reliability, fire, and safety problems, especially when they contact energized portions of a utility structure. This problem is compounded when one structure supports multiple nests. Safety concerns related to monk parakeet nests include loss of power to critical care facilities, risk of injury to maintenance crews, and risk of electrocution to trespassers attempting to capture wild birds. In service areas such as New York City, some distribution poles have signs indicating that continuous power is necessary for a resident on life-support. Nests on these poles or nearby distribution feeders pose a serious risk to these residents.

Psitticosis is a rare disease that can be transmitted from psitticine birds (parrots) to

humans. Thus, nest removal activities associated with colonial psitticines can present a risk to utility workers. Utility crews should also protect themselves from nest materials that may contain mites and insects that can cause discomfort.

#### MONK PARAKEET NEST MANAGEMENT

The significant increase in monk parakeet population and associated power reliability problems, management costs, and safety concerns warrant short- and long-term nest management strategies. Short-term objectives include removing high-risk nests from utility structures and preventing birds from re-nesting on them. Long-term objectives include reducing population size and growth, and enacting legislation to aid in the control of this species. Because of structural and operational differences between transmission lines, distribution lines, and substations, specific nest management and control strategies need to be developed for each (Newman et al. 2004). Much of what is known about monk parakeet management has been developed through field-testing in Florida where the species has been a challenge for utilities for over a decade (Lindsay, pers. comm., Newman et al. 2004). Monk parakeets are protected by the Migratory Bird Treaty Act, however removal of nests and birds can be received negatively by the public.

Short-term control of monk parakeets by nest removal alone is ineffective and can actually increase the number of new nests. Often, multiple pairs of monk parakeets occupy a single nest. When a nest is destroyed, the pair that started the nest will not rejoin its neighbors. Instead, it will build a separate nest on the same or nearby structure. Simultaneously removing the parakeets **and** the nest has proven successful in reducing the number of high-risk nests and in preventing re-nesting in the short-term. Birds are removed from the nests at night and the nests are removed later.



Nets have been designed for trapping monk parakeets on distribution poles, but because monk parakeets are vigilant and astute, the trapping efficiency per nest is approximately 50% (Tillman et al. 2004). Trapping and nest removal are labor intensive and also have public acceptance issues. Trapping may be effective as a long-term strategy for reducing populations if these efforts are continued until all nesting ceases at a particular location (Neelman et al. 2004). Passive trapping with traps is somewhat effective for substations.

Trapping techniques for transmission towers have not been developed.

Florida Power & Light has investigated a wide range of other strategies including physical, behavioral, chemical and biological controls. Presently, only one potential long-term control has been identified. In the laboratory, Diazacon, a chemical sterilant, has been effective in reducing the number of eggs laid. However, additional research is needed to determine if its use is practical and effective in the field.

# Avian Power Line Interaction Committee

## NEST MANAGEMENT

### ENCOURAGING BIRDS TO NEST IN DESIRED AREAS

#### Distribution Poles

Installing nest platforms in the areas of or near utility structures is effective for both nest management and line maintenance. Of 88 utilities that responded to a survey regarding raptors nesting on their utility structures, 66% had raptor nest enhancement projects (Blue 1996). Artificial nest platforms were most

commonly used ( $n=40$ ) and 95% of these companies erected platforms for ospreys. Generally, there is a greater need for nest platforms on distribution poles than on transmission structures because the closer separation between distribution conductors increases the risk of electrocutions and outages.

An osprey nest structure erected above a power pole should have a well-supported platform with some nest material added to entice the birds to the new site (Figure 6.10). A perch, situated above the nest (Figure 6.11) or extending from the platform (Figures 6.12



**FIGURE 6.10:** Osprey nest platform design developed by Portland General Electric. The platform is constructed from the end of a 1.5-meter (m) (5-foot [ft]) diameter wooden cable spool with coated cable along the edge to contain nest material. Utilities should ensure energized parts and equipment below the nest are covered to prevent electrocution of birds or outages from nest material. Consumer's Power, Inc. retrofitted this pole to their avian-safe standards.



**FIGURE 6.11:** A nest platform built atop a pole using crossarms to extend the platform above the conductors. This design also includes an optional elevated perch to attract ospreys. The perch should be perpendicular to the prevailing wind.

# Avian Power Line Interaction Committee

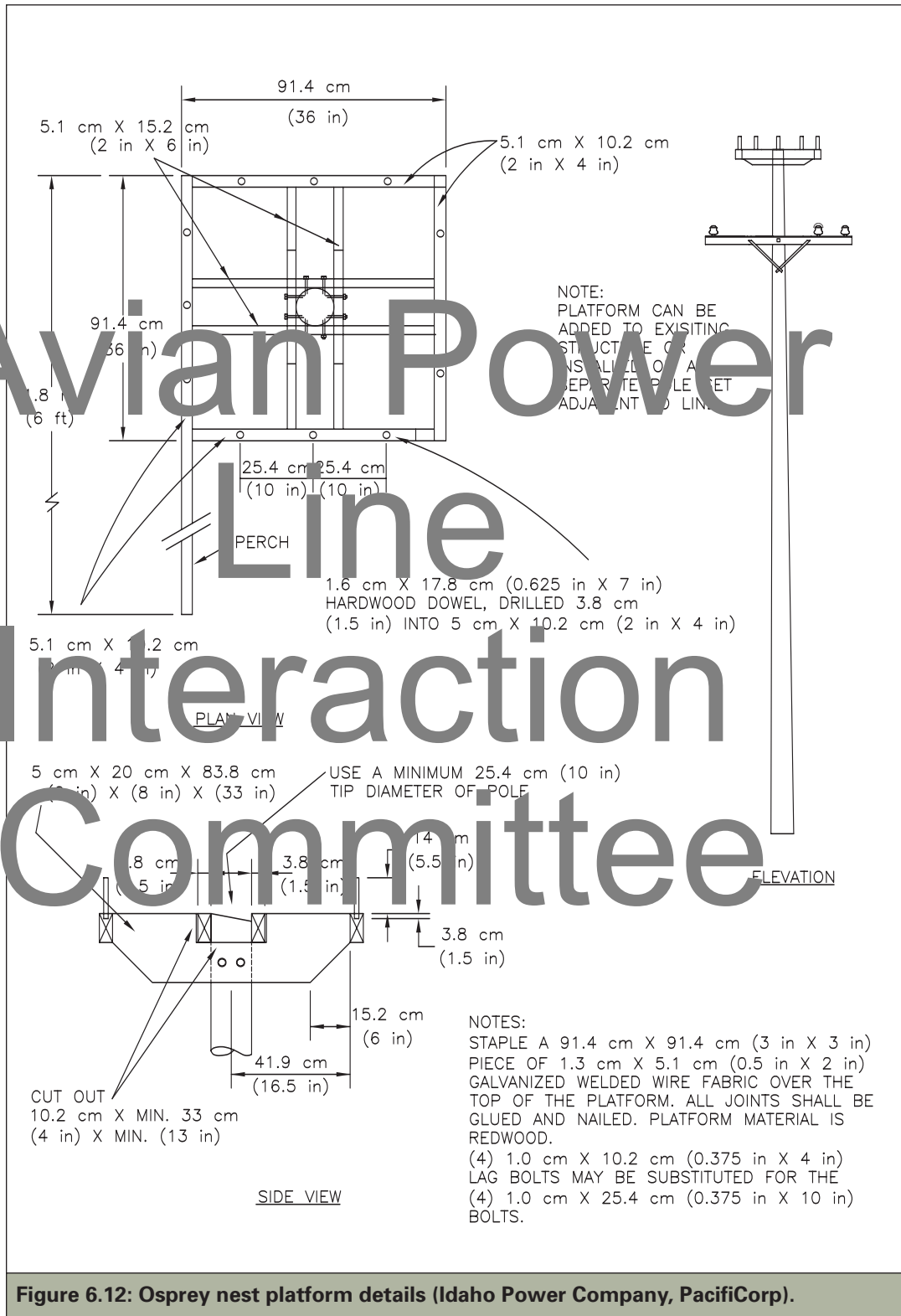


Figure 6.12: Osprey nest platform details (Idaho Power Company, PacifiCorp).

# Avian Power Line Interaction Committee



**FIGURE 6.13:** Photo of nest platform depicted in Figure 6.12.

Figure 6.13 may increase its desirability. Perches should be perpendicular to the prevailing wind. Care should be taken to arrange sticks and other nest materials so they mimic the size and form of a natural nest. Various nest platform designs are used by utility companies throughout the United States, Canada, and Europe (van Daele et al. 1980; Ewins 1994).

Platforms made from discarded wooden cable spools have been used by nesting ospreys (Austin-Smith and Rhodenizer 1983) (see Figure 6.10). The offset-pallet-platform design developed in Ontario (Ewins 1994:13)



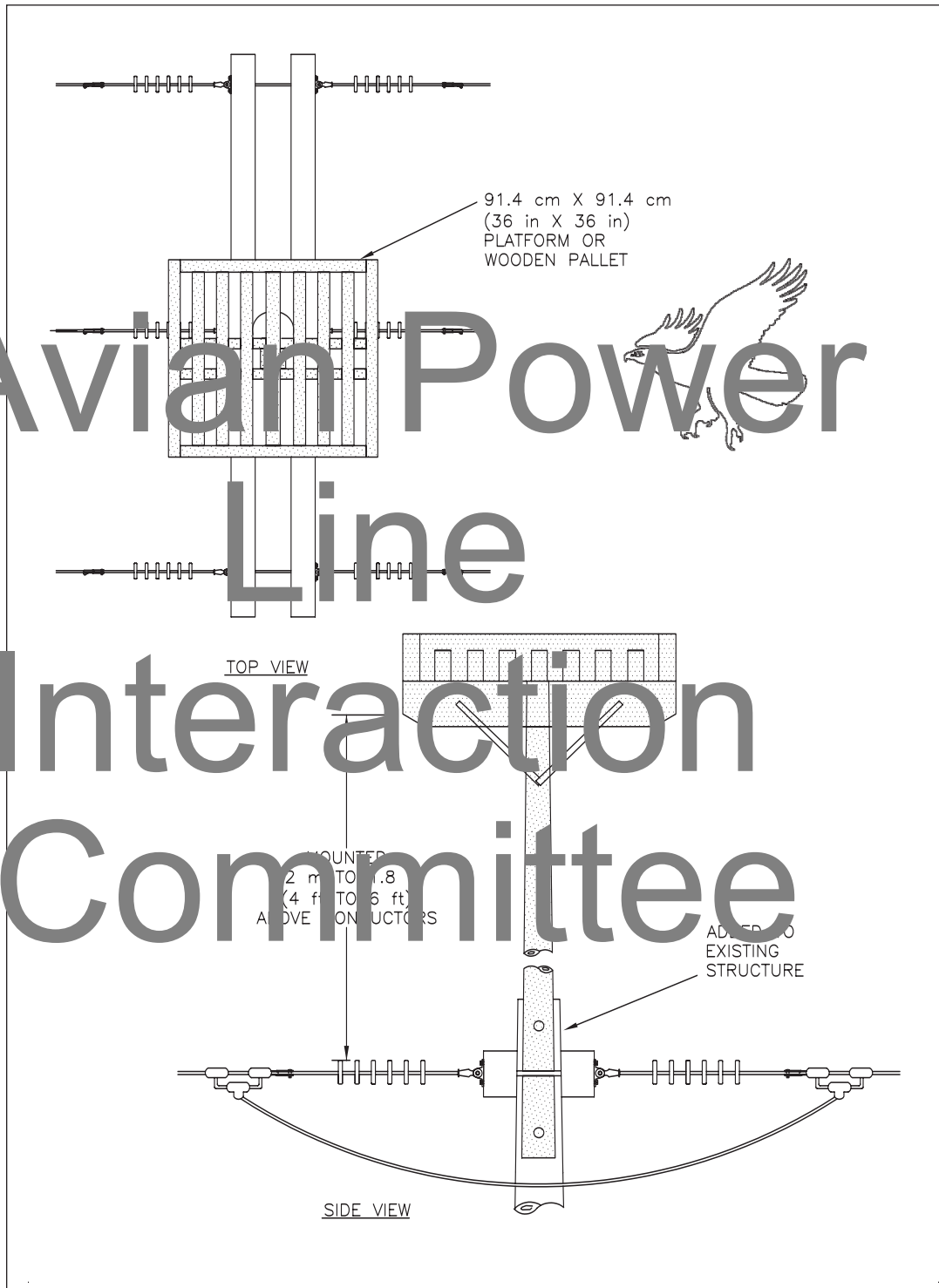
**FIGURE 6.14:** A simple and cost-effective nesting platform built for ospreys in Washington. Pallets can be used as platforms, providing ospreys with a flat resting area.

is simple and cost-effective (Figure 6.14). Figure 6.15 depicts another nest platform design that may be used for some buteos and ospreys. Grubb (1995) provides a guide for eagle nest designs.

Osprey nest management may include building alternate nest platforms above power lines, installing a nearby taller non-energized pole with a nest platform, or leaving the nest intact but retrofitting the pole (Henny et al. 2003).<sup>32</sup> However, utilities should be aware that installing a nest platform above lines or leaving a nest on a crossarm may result in outages from nesting material, excrement, or

<sup>32</sup> See Chapter 5 for retrofitting recommendations.

# Avian Power Line Interaction Committee



**FIGURE 6.15:** Raptor nest platform used by ospreys and some buteos (PacifiCorp). This design is recommended when a new nest pole cannot be erected.

prey remains dropping onto conductors or energized equipment (Figure 6.16). Installing a platform on a nearby non-energized pole reduces these risks.

#### Transmission Structures

The greater separation between conductors on transmission towers generally allows raptors and other birds room to nest without causing problems for electric operations (e.g., Hobbs and Hedger 1986). The latticework of some steel transmission towers provides adequate support for nests without the aid of platforms (Figure 6.17). However, a nest situated above insulator strings may cause equipment failures due to contamination with excrement, prey remains, or nest materials.

In Spain, 11 nesting platforms were placed on transmission towers, where they would not interfere with electrical operation to draw white storks away from sites elsewhere on the towers (Janss 1998). The storks accepted the platforms, but the original nests remained in use anyway.


The location of a nest platform can also influence roosting behavior, and either increase or decrease the risk of streamer-caused faults (C.S. van Rooyen, pers. comm.). In South Africa, nesting cables drew streamers from roosting martial eagles (*Polemaetus bellus*), hairy eagles (*Quina rapax*), and Verreaux's eagles (*A. verreauxii*) were concentrated within a ten-transmission tower radius of active nests. These outages occurred on configurations that were both preferred for nesting and susceptible to streamer contamination (Jenkins et al. 2005). Conversely, eagles with nests located below phase conductors also roosted below conductors, reducing the outage incidence and risk.

Progress Energy reduced its osprey nest problem on double-crossarm structures by installing fiberglass nest platforms above the conductors (D. Voights, pers. comm.) (Figure 6.18).



**FIGURE 6.16:** Osprey nest in Wyoming atop double dead-end pole. Nesting material that may drop onto the conductors or equipment poses fire, outage, and equipment damage risks.

© SHERRY AND JERRY LIGUORI

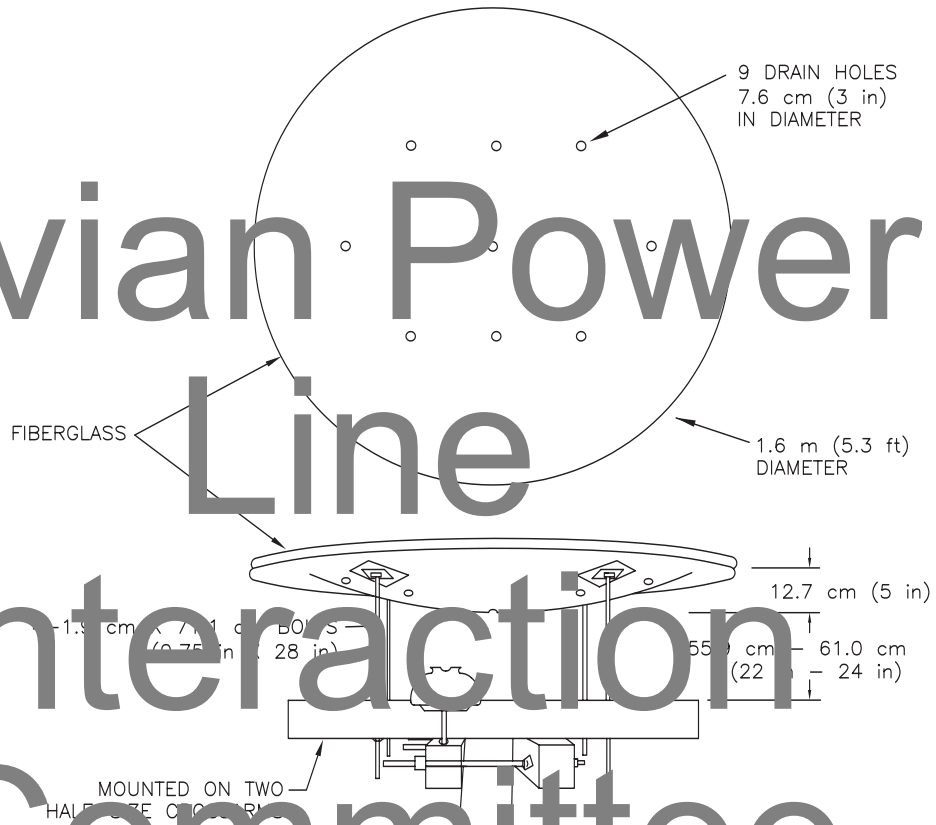


**FIGURE 6.17:** Golden eagle nest on transmission tower.

© SHERRY AND JERRY LIGUORI

# Avian Power Line Interaction Committee

# Avian Power Line Interaction Committee



NOTE:  
RAISING PLATFORM ABOVE ENERGIZED CONDUCTORS PREVENTS INJURIES TO OSPREYS AND ALSO REDUCES OUTAGES AND EQUIPMENT DAMAGE. PLATFORM SHOULD BE LARGE ENOUGH TO COVER ANY ENERGIZED EQUIPMENT AND PREVENT CONTACT WITH NEST MATERIALS.

FIGURE 6.18: Osprey nest platform (Progress Energy).

Georgia Southern University and Georgia Power Company have erected nest boxes and tubes on transmission structures in Georgia for American kestrels (J. Parrish, pers. comm.). The nesting tubes were constructed of 30.5-cm (12-in) diameter, UV-resistant PVC pipe cut at lengths of either 46 or 91 cm (18 or 36 in). All tubes were drilled with a 1.9-cm (3/4-in) hole in the bottom and slits on the sides, and lined with several inches of pine straw. The entrance of each nest tube was positioned to face east or south. The 91-cm (36-in) long tube included 30.5-cm (12-in) end caps with a 7.6-cm (3-in) hole cut in the middle of one of them (Figure 6.19). In 2003 and 2004, two of these tubes were mounted horizontally on transmission towers at a height of 30.5 m (100 ft). The tube mounted in 2003 was used in 2004, and both were used by nesting kestrels in 2005. The 46-cm (18-in) tubes, which can be mounted either horizontally or vertically, includes a 7.6-cm (3-in) hole in either the end or the top of the tube (Figure 6.20). These tubes were installed both vertically and horizontally at a height of 4.5 m (15 ft). Kestrels used one of the four vertically mounted tubes in 2005, but did not use either of the horizontally mounted tubes that year.

# Avian Power Line Interaction Committee



**FIGURE 6.19** Kestrel nesting tube (91-cm [36-in] length) installed on transmission tower in Georgia.

© W. ALAN HOLLOWMAN



**FIGURE 6.20** Kestrel nesting tube (46-cm [18-in] length) installed on transmission tower in Georgia.

© W. ALAN HOLLOWMAN

30.5 cm TO 45.5 cm (12 in TO 18 in) PVC PIPE OR CORRUGATED DRAIN PIPE CUT IN HALF LENGTHWISE. WIDTH OF PIPE SHOULD BE AT LEAST AS WIDE AS BOTH CROSSARMS. PIPE CAN BE BOLTED OR STRAPPED TO CROSSARMS. IF STRAPPED, STAINLESS STEEL BANDING MATERIALS SHOULD BE USED.

# Avian Power Line Interaction Committee

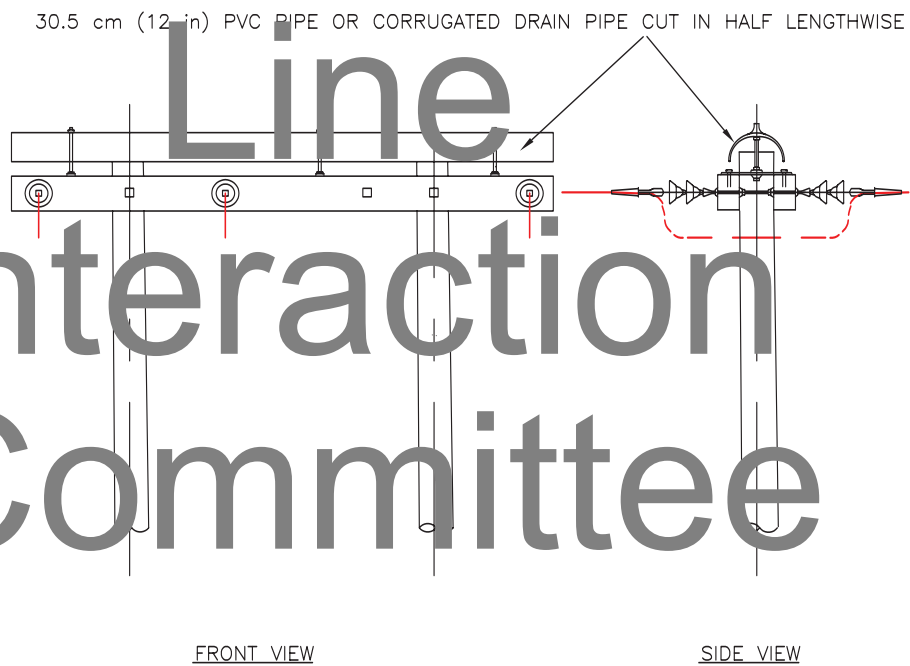



FIGURE 6.21: Nesting discourager (PacifiCorp).





**FIGURE 6.22:** This osprey nest was originally located on the crossarms above the center conductor where contamination from fallen nest material and excrement accumulated. It was relocated to the platform shown. A halved, corrugated pipe was installed to prevent re-nesting on the crossarms. For locating problem nests to a nest platform on an adjacent non-energized pole is preferred. However, if pole cost, rights-of-way restrictions, or limited access prevent installation of a new structure, it is best to install a safe nest platform on the existing structure.

© JIM KAISER, USGS



**FIGURE 6.23:** A segment of plastic pipe was installed on a dead-end pole in Oregon to discourage osprey nesting. However, the osprey pair continued nest construction after the pipe was installed.

© JIM KAISER, USGS

#### DISCOURAGING NEST CONSTRUCTION

Nesting should sometimes be discouraged due to the risks to people, nesting birds, or the power system. PVC pipe or corrugated drain pipe banded to the crossarms can prevent birds from nesting on “H” frame transmission structures (Figure 6.21). A nest platform can then be placed above the arm and away from the insulators (Figure 6.22) or on a nearby non-energized pole. To discourage nest rebuilding on distribution poles where nests have been removed, a large plastic pipe can be installed above the crossarm (van Daele et al. 1980). In Montana, this has been effective in deterring nesting ospreys (S. Milodragovich, pers. comm.). However, in other areas, this nest discourager has been ineffective (Figure 6.23). Poles with conductors and insulators above the crossarms require a more complicated design. A PVC tube positioned above and extending the length of the crossarm with diagonal tubes extending toward the crossarms can deter nesting (Figure 6.24) (Henny et al. 2003). Such nest



**FIGURE 6.24:** A pipe mounted above the conductors can be used as a nest discourager on distribution poles with insulators mounted on the crossarm. The use of triangles is cautioned against, as they may aid in the accumulation of nesting material. This design may pose an electrocution risk if exposed equipment and conductors are not covered or adequately spaced.

© JIM KAISER, USGS

# Avian Power Line Interaction Committee



discouragers should be installed close enough to the crossarm to prevent birds from nesting under them. They should be mounted securely on the arm, and should be installed so they do not reduce the BIL of the design.

Triangles, plastic owls, and small spikes have also been used to discourage nesting on power poles. However, these devices are often unsuccessful. For example, birds may nest in open spaces adjacent to triangles (Figure 6.25), birds may initially react to plastic owls, but over time they can become habituated to them (Figure 6.26), and plastic spikes may aid in

the accumulation of nest material (Figure 6.27). As discussed in Chapter 5, materials placed on poles to discourage birds from perching or nesting degrade over time, particularly in areas with extreme weather conditions. Utilities should consult with their standards and engineering personnel to identify company-approved devices prior to installation.

**RECOMMENDATIONS FOR DESIGNING AND INSTALLING NEST PLATFORMS**

When designing and installing nest platforms, biologists, engineers, and line workers should consider the following:

- Platforms should be placed where conductors and energized equipment will not be fouled by dropped nest material, prey remains, or excrement.
- To prevent electrocutions, avian-safe designs and retrofitting materials and methods (see Chapter 5) should be applied to poles with or near nest platforms. However, the use of perch discouragers should be avoided near nests. If a nest fails, the pair may attempt to nest on a nearby

# Avian Power Line Interaction Committee



**FIGURE 6.25: Red-tailed hawk nest on pole with triangle perch discouragers.**



**FIGURE 6.26: Osprey nest constructed on pole with plastic owl intended to haze birds.**



**FIGURE 6.27: Osprey nest on pole with plastic spikes.**

© PACIFICORP

© PACIFICORP

© PACIFICORP

pole, possibly selecting a pole with perch discouragers because it more easily accumulates sticks (S. Milodragovich, pers. comm.).

- Platforms should be located in areas with adequate habitat and prey for the target species.
- Discretion should be used when placing nest platforms near sites with sensitive wildlife such as sage grouse, prairie chickens, or prairie dogs that prey on prey to nesting birds. Nest platforms may not be needed on all types of transmission towers. For example, the metal latticework of certain steel towers and the double crossarms of H-frame construction typically provide adequate nest substrates (Lee 1980; Steimoret al 1993).
- If possible and appropriate, nesting platforms can be installed on decommissioned poles to draw nesting activity away from energized structures.
- For ospreys, a 1.2-m (4-ft) square or 1.5-m (5-ft) diameter platform (see Figure 6.18) can be more effective than a 0.9-m (3-ft) square platform (see Figures 6.12 and 6.15) in preventing nest material from sloughing off (J. Kaiser, pers. comm.). A lip or pegs along the edge level inches high also helps prevent nest sticks from falling off the platform. Carriage bolts, which may already be carried on line-trucks, can be used as alternative to a lip or pegs. The addition of sticks to a newly-constructed platform may help entice nesting birds. Birds may also be more likely to use a new nest platform if it is higher than adjacent substrates or a reasonable distance away from other alternative(s).
- The weight of a nest platform under wet or snowy conditions should be considered. If it is too heavy for an existing pole, the platform should be installed on a nearby, suitable pole.

• Federal and/or state permits are required for managing active nests of protected species (see Chapter 3). No active nests (nests with eggs or young) may be altered, moved, or destroyed without proper authorization from appropriate agencies. Nests of eagles and endangered species cannot be altered, moved, or destroyed at any time without proper authorization from appropriate agencies. Because of the biological/behavioral characteristics of some birds (e.g., colonial and ground-nesting birds), destruction of an active nest could also result in a take (USFWS 2003).

- If platforms are used to relocate problem nests, relocation distances should not be excessive; success is directly related to proximity. Distances between 20 and 100 m (66 and 328 ft) are most common for ospreys (J. Kaiser, pers. comm.). Golden eagle nests have been successfully moved as far as 2.6 km (1.6 mi), but in incremental steps (Phillips and Beske 1982). The new location should be in line-of-sight to the old location. A biologist should be consulted to provide guidance, and appropriate permits must be obtained.
- On poles with platform nests, predator guards can be used to prevent raccoons and other predators from climbing to the nests. A commonly used device is a 1.5-m (5-ft) length of sheet metal wrapped completely and tightly around the pole at about 1 to 1.5 m (3 to 5 ft) above the ground. However, predator guards should not be used on poles that utility personnel are required to climb.
- Maintenance of platforms and platform supports will extend the life of the structures and will minimize future conflicts with utility operations. Maintenance activities should take place before the breeding season to avoid disturbing nest building efforts, eggs, or nestlings.

# Avian Power Line Interaction Committee

## RELIABILITY CONCERNS

Unfortunately, despite the benefits utility structures provide nesting birds, there are some negative effects as well. For example, nesting material, electrocuted birds, streamers, or prey debris can cause interruptions and outages. During the nest building process, birds may drop sticks onto conductors causing flashovers (Ledger and Hobbs 1999). Likewise, nests located over exposed, energized equipment can cause flashovers or nest fires during wet conditions. Osprey nests in agricultural areas may contact utility wires or towers that could cause power outages or entangle nesting (Bledsoe et al. 2002; Pacific Corp, unpubl. data). Dangling or falling prey can also contact energized wires (EDM International 2004).

Utility companies have dealt with bird-caused power reliability problems in a number of ways. One management concept is to maintain nests when they are in desirable locations (Henny et al. 2003; J. Kaiser, pers. comm.). Nest material can be trimmed away from conductors (Hobbs and Ledger 1986; Forner and Bancroft 1986). Occupied nests are well maintained by raptors, but abandoned nests may partially or completely collapse, thereby threatening electrical equipment (Ledger and Hobbs 1999). The use of perch or nest discouragers alone may not be effective in preventing nesting. In Florida, monk parakeets began using raptor perch discouragers as nest substrates in areas where they had not previously nested (J. Lindsay, pers. comm.). In the western United States, red-tailed hawks, ospreys, and common ravens have built nests around perch discouragers that were installed to discourage nesting on equipment or double dead-end poles (J. Burruss, pers. comm.) (see Figures 6.23, and 6.25 through 6.27).

Suspending a vulture carcass or decoy by its feet in a tower was an effective means of ridding the structure of communally roosting black and turkey vultures for many months

(Avery et al. 2002). However, before using a carcass for this, a utility must consult with federal and state wildlife resource agencies regarding permits, and should closely evaluate the public response. Shields attached below the latticework on transmission towers with roosting ravens have been used to prevent the accumulation of excrement on insulators (Engel et al. 1992a). In South Africa, high-density polyethylene (HDPE) welded rod bird guards have been effective in reducing line faults (Vosloo and van Rooyen 2001; van Rooyen et al. 2003).

### BIRD-RELATED OUTAGES

Bird-related outages are a concern for many utilities. Although outages may occur as the result of an electrocution or collision, there are several other causes that do not result in human mortality, for example:

- Nest material contact,
- Conductor-to-conductor contact caused by the line gap opened by a large flock of birds flushing,
- Prey falling on energized conductors or equipment,
- Bird streamers or contamination of equipment from accumulation of bird feces, and
- Bird collisions with conductors that cause outages but do not kill the birds.

Bird electrocutions do not necessarily result in outages. Of eagle electrocutions in the western United States with known mortality dates ( $n=612$ ), only 16% were associated with an outage (Harness and Wilson 2001). Likewise, only 16% of known bald eagle mortalities in western Washington from 2000 to 2005 ( $n=62$ ) caused outages (M. Walters, pers. comm.). Less than 10% of raptor electrocutions documented in Arizona were associated with outages (Dwyer 2004). However, higher proportions of mortalities have been

# Avian Power Line Interaction Committee

associated with outages in other areas of the western United States. For example, 55% of bird electrocutions ( $n=327$ ) resulted in outages in Utah, Wyoming, Idaho, California, Oregon, and Washington (PacifiCorp, unpubl. data).

Momentary short circuits, which do not cause outages, can cause disruptions for customers with high power quality requirements, and can also result in electrocutions. During these disturbances, the cause of the fault is cleared from the circuit before circuit protection devices trip the line, making it difficult to identify the cause. Some utilities have begun tracking this class of disruption, which might yield important bird mortality information.

#### Collection of Outage Data

Two key aspects of quantifying bird-caused outages are tracking and verification. Utilities should collect data to quantify outage numbers and causes. These data may include outage location, duration, cause, associated equipment, and pole type. Outage data can help identify outage locations, quantify the impact of birds on system reliability, identify the species associated with outages, and guide retrofitting and new construction efforts for preventing outages.

To accurately address an outage, its cause(s) must be verified. Local regulations require some utilities to list the causes of all outages. In some cases, birds are just speculatively recorded as the cause. In others, their carcasses are not discovered for various reasons: scavengers or people removed them, the victim fell into dense vegetation, or a systematic search was not conducted. Identifying the causes of outages is critical to developing corrective plans. Utilities should recognize that the number of bird-caused outages reported may increase after a tracking or verification program is implemented simply because the causes of more outages are properly identified. On the other hand, the total number of

bird-related outages on record may decrease when erroneous reports are corrected.

Although the causes of bird-related outages are well documented, few studies quantify bird-related outage rates. The National Rural Electric Cooperative Association (NRECA) listed animals as the third leading cause of power outages nationwide (Southern Engineering Company 1996). Of Avian Power Line Interaction Committee (APLIC) utility members surveyed in 2005 ( $n=12$ ), 58% tracked bird-caused outages (APLIC 2005). Of utilities that provided data, bird-caused outages ranged from 1 to <10% of their total outages. Half of these utility respondents reported major outages due to birds. In California, wildlife-related incidents accounted for 10 to 25% of all outages (Energy and Environmental Economics, Inc. 2005). Wildlife was considered a contributing cause in up to 20% of outages in Wisconsin during 2003 (Kysely 2004). Birds accounted for 23.5% of substation outages for a Canadian utility in 2002–2003 (BC Hydro 2004). In an assessment of 2,174 bird-related outages documented in the western United States, 60% were caused by federally unprotected species (i.e. starlings or pigeons), 21% were associated with protected bird deaths, 12% were reported as bird-caused although no carcasses were found (e.g., flocks flushing from lines), and 7% were due to bird nests not associated with a mortality (PacifiCorp, unpubl. data). Within this study, seasonal outage trends were also documented, and revealed that outages peaked during summer and fall (likely due to nesting activity and fall migration).

#### Costs of Outages

Costs associated with bird-related outages include those related to:

- Lost revenue,
- Power restoration,

# Avian Power Line Interaction Committee

- Equipment repair,
- Nest removal and other animal damage-control measures,
- Administrative and managerial time,
- Lost service to customers and negative public perception, and
- Reduced electrical system reliability.

Stocek (1981) estimated that the annual cost of bird-related damage to Canadian utilities was \$374,600. Recent data from Canadian utility companies estimated that wildlife outages (n=2,500 to 3,500) cost \$2 million annually (BC Hydro 1999). Wildlife-related outages are estimated to cost up to \$3 billion each year in California (Hunting 2002; Singer 2002; Energy and Environmental Economics, Inc. 2005). One utility documented that bird-related outages cost them \$2 million annually (AEP 2005). During a five-month period in 2001 in south Florida, 198 outages affecting over 10,000 customers were related to monk parakeets. Lost revenue from electric power sales due to these outages was \$24,000 (Florida Power & Light, unpublished data). Outage repair was a much more significant cost, estimated at \$221,000 annually. The total estimated cost associated with the 198 outages in this small part of the service area was \$245,000.

#### BIRD STREAMERS

Large raptors, vultures, and herons can expel long streams of excrement (Figure 6.28). These “streamers” can cause flashovers and short-outs when they span energized conductors and other line structures. Flashovers are faults that originate on live hardware and travel through the streamer to the structure. Although bird streamers were first thought to be a cause of unexplained transmission line faults in the 1920s (Michener 1924), this hypothesis has been difficult to verify because flashovers are rarely witnessed, and the resulting evidence is difficult to find. Yet, Burnham




FIGURE 6.28: Red-tailed hawk expelling streamer.

© SHERRY AND JERRY LIGUORI

(1995) estimated that bird streamers might cause as many transmission outages in Florida as lightning, dust, fog, or industrial contamination. Recent studies in South Africa have emphasized the role of bird streamers as a cause of line faults (van Rooyen et al. 2003).

Evaluating streamer-related faults has often relied upon indirect evidence. Studies conducted by Burnham (1995), van Rooyen and Taylor (2001), Poston and van Rooyen (2001), Vosloo et al. (2002), and Acklen et al. (2003) documented patterns that are indicative of streamer-related transmission faults and described methods for preventing outages of this kind. There are several indicators of streamer-caused faults; e.g., the presence of large birds along transmission lines that are subject to faulting (Burnham 1995; van Rooyen et al. 2003; van Rooyen and Smallie 2004). Streamer-related faults are not normally lethal to birds, as streamers are often released as a bird departs from a structure. However, in some cases flashover mortalities do occur. Streamer-related faults occur most frequently



© HEIN VOSLOO

**FIGURE 6.29: Burn marks on transmission structure associated with streamer-caused flashover.**

on horizontally configured, steel transmission structures that provide perching space above the conductors. Structures with small windows and shorter air-gaps are especially fault-prone (van Rooyen et al. 2003), although faults can also occur on wooden or concrete structures (Burnham 1995). Faults are most prevalent on the highest phase of the tower, or the phase closest to a preferred perching space on a tower. Similar faults are less frequent on vertically configured structures that generally provide little perching space above the conductors. Streamer-related flashovers have been simulated in the laboratory and flash marks on structures and insulators were recognizable (West et al. 1971; Burger and Sardurksi 1995).

Flashovers are generally indicated by burn marks on the insulator string, or the corona ring and tower top. Burn marks may occur as pitting. They are shiny on aluminum structures and black on steel structures (Figure 6.29). Streamer-caused faults typically occur during the late evening and early morning. A late night peak, usually around 11 p.m., occurs as birds finish digesting their last meal. Likewise, an early morning peak occurs when birds leave their roosts (Burnham 1995; van Rooyen et al. 2003). Faults often occur in clusters, indicating that concentrations of large birds have been attracted by a favorable prey base or suitable habitat, or that there is a seasonal population increase.

Devices designed to prevent excrement build-up on insulator strings have had limited success because they fail to prevent the air-gap breakdown caused by streamers. The most successful devices create a barrier that keeps birds from roosting over the conductors. Examples of such devices include welded-rod bird guards and cones. The most comprehensive application of bird-guarding devices for preventing streamer-related faults is practiced in South Africa by Eskom Transmission Group through its National Bird Guard Project. Eskom has installed a thousand of HDPE welded-rod bird guards which has dramatically reduced faults (Vosloo and van Rooyen 2001; van Rooyen et al. 2003). In addition, perch discouragers installed over insulators on lines in Florida have been effective in reducing streamer-related faults (Burnham 1995).

# Avian Power Line

THIS PAGE INTENTIONALLY LEFT BLANK

# Interaction Committee





## CHAPTER 7

# Developing an Avian Protection Plan

## IN THIS CHAPTER

- Choosing the Right Tool—MOUs and APPs
- Components of an APP
- Implementing an Avian Protection Plan

In 2005, the Avian Power Line Interaction Committee (APLIC) and the U.S. Fish and Wildlife Service (USFWS) announced the jointly developed Avian Protection Plan Guidelines (Guidelines) that are intended to help utilities manage their avian/power line issues. The Guidelines offer resources for developing avian protection plans (APPs). An APP should provide the framework necessary for implementing a program to reduce bird mortalities, document utility actions, and improve service reliability. The components that a utility may wish to include in its APP are summarized in this chapter.

The 1996 edition of *Suggested Practices* included a final chapter, “Cooperative Management of the Electrocution Issue,” that focused on relationships among utilities and agencies and offered recommendations for mortality reporting, training, and prioritizing remedial actions. Since 1996, utilities and agencies have continued to advance the understanding of avian electrocutions. Efforts between the Avian Power Line Interaction Committee (APLIC) and the U.S. Fish and Wildlife Service (USFWS) have culminated

in the Avian Protection Plan Guidelines (Guidelines) (see [Appendix C](#)). The Guidelines are a “toolbox” from which utilities may select and tailor components to fit their needs. In this chapter, an overview of the Guidelines is presented, along with recommendations for developing and implementing an Avian Protection Plan (APP). There is an abbreviated version of the Guidelines in [Appendix C](#). The complete version can be obtained from either the APLIC ([www.aplic.org](http://www.aplic.org)) or USFWS ([www.fws.gov](http://www.fws.gov)) website.

## CHOOSING THE RIGHT TOOL—MOUs AND APPs

When developing a bird protection program, two tools, the Memorandum of Understanding (MOU) and the APP, have been used effectively. Historically, MOUs have been

initiated by the USFWS when it finds a utility has violated bird protection laws and has not implemented or abided by the law or an APP. MOUs are signed by both the utility

and the USFWS and establish the program's requirements. They generally include a statement of purpose, the contract's duration, definitions, a requirement to develop an APP, and requirements for permitting, possessing, retrieving, salvaging, reporting, and record keeping.

Although APPs are typically a component of MOUs, they may be initiated voluntarily and signed only by the utility. This can allow for greater flexibility in developing timetables and enables a utility to tailor components to match its specific needs. Because an APP represents a utility's commitment to reducing its avian impacts and is shared with the USFWS, it is understood to be binding. Since they emanate from the utility, APPs are more easily modified for addressing newly developing problems and unforeseen

needs. Despite the fact that APPs are generally initiated by utilities, a cooperative dialog between the utility and the USFWS during development is strongly encouraged. This sets the tenor for those conversations that will inevitably follow, as the APP is implemented and refined over time.

A utility that implements the principles contained in the Guidelines will greatly reduce avian electrocution risk. Developing and implementing an APP makes good business sense because avian- and bird-caused outages are costly. A utility that creates an APP to address its specific avian issues can benefit through reduced regulatory risk, reliability improvements, cost savings, and positive recognition from regulators, employees, and customers.

## COMPONENTS OF AN APP

An APP is a utility-specific program to reduce the operational and avian risks that result from avian interactions with electric utility facilities. Although each utility's APP will be different, the overall goal of reducing avian mortality is the same. The Guidelines provide a framework along with principles and examples to help a utility create its own APP to best fit its needs while furthering avian conservation and improving reliability and customer service. Because of utility-specific circumstances, some of the elements of the Guidelines may not be applicable. The Guidelines present a comprehensive overview of the elements that should be considered when a utility develops its own APP. An APP should also be a "living document" that is modified over time to improve its effectiveness. The following are the principles of an APP:

- Corporate policy
- Training
- Permit compliance
- Construction design standards
- Nest management

- Avian reporting system
- Risk assessment methodology
- Mortality reduction measures
- Avian enhancement options
- Quality control
- Public awareness
- Key resources

### OPERATIVE POLICY

An APP typically includes a statement that balances the company's commitment to minimizing its impact on migratory birds and complying with bird-protection regulations with its goal of providing reliable, cost-effective electrical service. To do this, it will comply with all necessary permits, monitor avian mortality incidents, and make reasonable efforts to construct and alter infrastructure to reduce the incidence of avian mortality.

### TRAINING

Training is an important element of an APP. All appropriate utility personnel, including managers, supervisors, line crews, engineering, dispatch, and design personnel, should be

properly trained in avian issues. This training should encompass the reasons, needs, and methods for reporting avian mortalities, following nest management protocols, disposing of carcasses, and complying with applicable regulations, and understanding the potential consequences of non-compliance. Supplemental training also may be appropriate when there are changes in regulations, permit conditions, or internal policies. APLIC-sponsored short-courses on avian issues, construction collisions, and nest issues are conducted annually at locations throughout the United States. In addition, a two-hour overview presentation of avian issues that can be used for internal company training is available from APLIC (see [www.aplic.org](http://www.aplic.org)).

#### PERMIT COMPLIANCE

An APP can describe the process through which a company will obtain and comply

with all necessary avian-related permits. The activities that may require permits include, but are not limited to, nest relocation, temporary possession, depredation, salvage/disposal, and scientific collection.

#### CONSTRUCTION DESIGN STANDARDS

Avian interactions with electrical facilities can cause outages and reduce system reliability. To improve system reliability, avian interactions should be considered when designing and siting new facilities, as well as when operating and maintaining existing facilities. For those reasons, inclusion of accepted standards for both new construction and retrofitting techniques should be included in an APP. Companies can either rely upon construction standards recommended in this document or may develop their own standards that meet or exceed these guidelines. These standards may be used in areas where new construction should be avian-safe, and where existing infrastructure should be retrofitted for avian safety.

#### NEST MANAGEMENT

An APP may include procedures for managing nests on utility structures (Figure 7.1). This could include procedures for problem nests (ones that need to be relocated or removed) as well as for safe nest sites. These procedures should be explained to company employees during training to ensure consistent treatment of avian nest issues and compliance with regulations or permits related to nest management.

#### AVIAN REPORTING SYSTEM

Although avian mortality reports may be required as a condition of federal or state permits, a utility may also voluntarily monitor relevant avian interactions, including mortalities, by developing an internal reporting system. A well-implemented system can help pinpoint the locations of mortalities and the extent to which they are occurring. These data can be limited to avian mortalities or injuries,



FIGURE 7.1: Utility crew installing raptor nest platform.

or could be expanded to track avian nest problems, problem poles or line configurations, and the remedial actions taken. All data should be regularly entered into a searchable database compatible for use in additional analyses (see Risk Assessment Methodology below). Some companies have developed their own bird interaction reporting systems, and the USFWS has created an online bird electrocution reporting system for utilities (see [Appendix C, Avian Reporting System](#)).

### RISK ASSESSMENT METHODOLOGY

A utility can most effectively reduce avian mortalities by focusing its efforts on the areas of greatest risk to migratory birds. Therefore, an APP should include a method for evaluating the specific risks a company poses to migratory birds. A risk assessment will often

begin with a review of available data that address areas of high avian use, avian mortality, problem nests, established flyways, preferred habitats, prey populations, perch availability, effectiveness of existing procedures, remedial actions, and other factors that can increase avian interactions with utility facilities. The avian reporting system discussed in the previous section is an integral component of this risk assessment, as is the use of avian experts, birders, and biologists who can provide additional information on avian distribution. A risk assessment can be used to develop models that will enable a company to use biological and electrical design information to prioritize poles most in need of modification. A risk assessment may also provide data about the various causes of avian mortality as well as the benefits that birds receive from utility structures.



**FIGURE 7.2: Reframing a crossarm to prevent avian electrocutions.**

© PACIFICORP

### MORTALITY REDUCTION MEASURES

After completing a risk assessment, a company can focus its efforts on areas of concern, ensure that its responses are not out of proportion to the risks presented to migratory birds, and determine whether avian mortality reduction plans need to be implemented (Figure 7.7). Risk reduction measures may be implemented through the APP by using risk assessment results to direct monitoring and retrofitting activity in the existing system, and to direct attention to avian issues encountered during new construction projects. If a utility finds that avian protection measures are appropriate, it also may choose to develop an implementation schedule for these measures.

### AVIAN ENHANCEMENT OPTIONS

In addition to reducing avian mortality risk, an APP also may include opportunities for a utility to enhance avian populations and/or habitat. This may include installing nest platforms, managing habitats to benefit migratory birds, or working with agencies or organizations in these efforts (Figure 7.3).



**FIGURE 7.3: Volunteers and utility personnel work together to create nesting platforms.**

# Avian Power Line Interaction Committee

## IMPLEMENTING AN AVIAN PROTECTION PLAN

Integrating an APP into an electric utility operation will help the utility meet demands for reliable, cost-efficient, and environmentally compatible power delivery. A utility that creates and manages an APP will quickly become familiar with avian-related science, engineering, law, and politics. It will also need to establish a program that satisfies the law, utility employees, utility customers, investors, and other interests.

The ease of implementing an APP will depend on the size of a utility's transmission and distribution system, the range of avian species in the service area, and the frequency of bird/power line interactions. The extent of bird/power line interactions may not be realized until several years into a fully implemented

## PUBLIC AWARENESS

An APP may include a method for educating the public about the avian electrocution issue, the company's avian protection program, and its successes in avian protection.

## KEY RESOURCES

An APP should identify key resources that address avian protection issues including a list of experts who may be called upon when resolving avian-related problems. Experts could include company specialists, consultants, state and federal resource agents, university faculty, and other conservationists.

Engineers may find that company personnel such as environmental specialists can help find creative solutions to avian interaction problems, and that members of external organizations like APLIC can also serve as helpful resources through workshops, materials, and contacts. An understanding of avian behavior can influence how and when avian protection should be provided. An APP that connects biologists with utility decision-makers may reduce bird mortality and improve system reliability.

reporting program. Thus, APP implementation and operation is a long-term commitment and a process of continual evaluation and improvement.

An APP may be the first species-oriented environmental compliance initiative to which utility employees are exposed. Depending on the company's culture, the rate of adoption may vary. High-profile endorsements by corporate officers and managers can facilitate a program's adoption. Some larger utilities have effectively linked APP compliance with financial incentives, similar to more common budget, schedule, and safety goal incentives. Compliance with an APP will reduce utility costs in the long term through improved reliability and reduced regulatory risk.

Management support is critical for a successful program. However, even with management support, successful implementation is unlikely unless all the affected organizations within the utility also support it. An effective way to build a broad consensus during APP preparation is to form a team within the utility that includes representatives from standards, engineering, environmental services, vegetation management, construction and maintenance, public relations, customer service, and other departments that will be impacted by the APP. Considerable input and assistance from team members are needed to understand how APP implementation will best fit the operations of each department. Solutions to reducing avian mortality can be developed that are responsive to the work requirements of each functional unit. In this manner, individuals from each department will feel invested in the mortality reduction solutions they helped develop and will have an interest in assuring APP effectiveness.

Beyond developing and communicating corporate APP policy, the most important component of an APP is a consistent and mandatory reporting process. An electronic or paper form of documenting bird-power line conflicts (e.g., time, place, equipment) becomes the foundation for appropriate corrective action—both to correct unsafe situations and to build a dataset to guide future engineering/construction needs.

Managing data for these purposes, as well as for meeting any state and federal agency reporting requirements is an important function of APP administration. Using Geographic Information System (GIS) technology to track and report bird mortalities, remedial actions, outages, and avian risks enables a utility to identify problems and to track the effectiveness of its APP.

Use of existing processes and systems (e.g., outage reporting, environmental review, asset management, and accounting) will help control costs of developing and implementing an APP. Whether an APP is driven by an environmental, engineering, or operations department, cooperation will be necessary across all departmental lines to reduce actual and potential avian-power line conflicts. As with any project, better planning yields better results. The ultimate goals of an APP are a measurable decrease in avian-power line fatalities, and an increase in electric service reliability.

A utility's APP will represent the continuation of a long-term proactive conservation partnership between the utility industry, the conservation community, and the USFWS. The voluntary plans will provide utilities with a framework for addressing electrocution hazards, reducing the risk their power lines pose to birds, and working with the USFWS to conserve federally protected migratory birds.



## APPENDIX A

Literature Cited  
and Bibliography

# Avian Power Line Interaction Committee

- \* Abbey, M., A. Stewart, and J. Morrell. 1997. Existing strategies for control/remediation of woodpecker damage. Proc. Workshop on the Mitigation of Woodpecker Damage to Utility Lines. Electric Power Research Institute.
- \* Acklen, J.C., Z. Bates, and D. Campbell. 2003. The BB line: evaluating the role of birds in line faults. PNM Environmental Services Dept., Albuquerque, NM.
- \* Adamec, M. 2003. Pers. comm. State Nature Conservancy of Slovak Republic.
- Alfaro, H. and R. Be'er. 1994. The Israel Electric Corporation (IEC)—a unique example of cooperation between progress and nature protection. *Torgos* 24:11-13, 90.
- \* Allan, D.G. 1988. Raptors nesting on transmission pylons. *African Wildl.* 42:325-327.
- Allen, B.A. 1979. Determination of status and management of the golden eagle. New York Department of Environmental Conservation, Div. of Fish and Wildl. Unpubl. rep. Albany, NY. 4pp.
- \* Amarante, J. 2005. Pers. comm. Rede Electrica Nacional, Portugal.
- \* Americo, P. 2005. Pers. comm. Enersul, Brazil.
- \* Anderson, A.H. 1933. Electrocutation of purple martins. *Condor* 35:204.
- Anderson, H.P., and D. Bloch. 1973. Birds killed by overhead wires on some locations in Denmark. (In Danish with English summary). *Dan. Ornithol. Foren. Tidsskr.* 71:15-23.
- Anderson, M.D. 2000. Raptor conservation in the Northern Cape Province, South Africa. *Ostrich* 71:25-32.
- \* Anderson, W.V. 1975. Pole changes keep eagles flying. *Transmission Distribution*. November 1975. Pages 28-31.
- \* Ansell, A., and W.E. Smith. 1980. Raptor protection activities of the Idaho Power Company. Pages 56-70 in R.P. Howard and J.F. Gore, eds. *Proc. Workshop on Raptors and Energy Developments*. Idaho Chapter, The Wildl. Soc., Boise, ID.
- Anthony, R.G., R.W. Frenzel, F.B. Issacs, and M.G. Garrett. 1994. Probable causes of nesting failures in Oregon's bald eagle populations. *Wildl. Soc. Bull.* 22:576-582.

\* Indicates references that have been cited in the text.

- \* Arevalo, J., J. Roig, M. Gil, E. Ursua, J.L. Tella, D. Serrano, M.G. Forero, and K. Hobson. 2004. Use of power transmission substations of Red Electrica by the lesser kestrel (*Falco naumanni*) in Navarra and Aragon (Spain): The importance thereof for the conservation of the species at a state level. Abstract, Environmental Concerns in Rights-of-way Management, 8<sup>th</sup> International Symp., 12-16 Sept. 2004, Saratoga Springs, NY.
- \* Arizona Game and Fish Department. 1976. Wildlife surveys and investigations [rapports]. Special Performance Rep. Proj. No. W-53 R-26. 77pp.
- \* Austin-Smith, P.J., and G. Rhodenizer. 1983. Osprey (*Pandion haliaetus*) relocate nests from power poles to substitute sites. Can. Field Nat. 97:33-37.
- \* Avery, M. L., J. S. Humphrey, E. A. Tillman, K. O. Phares, I. E. Hatcher. 2002. Dispersal in vulture roosting on communication towers. J. Raptor Res. 35:45-50.
- \* Avian Power Line Interaction Committee (APLIC). 1994. Mitigating bird collisions with power lines: the state of the art in 1994. Edison Electric Institute, Washington, D.C. 73pp.
- \* \_\_\_\_\_. 1996. Suggested practices for raptor protection on power lines: the state of the art in 1996. Edison Electric Institute, Washington, D.C. 125pp.
- \* \_\_\_\_\_. 2005. Avian electrocution issues and utility efforts: a survey of APLIC-member utilities. Edison Electric Institute, Washington, D.C. 13pp.
- \* Avian Power Line Interaction Committee (APLIC) and U.S. Fish and Wildlife Service (USFWS). 2005. Avian Protection Plan (APP) Guidelines. April 2005. Washington, D.C. 88pp.
- Baglien, J.W. 1975. Biology and habitat requirements of the nesting golden eagle in southwestern Montana. Master's Thesis. Montana State Univ., Bozeman. 53pp.
- Bagnall, G.B. 1996. Raptor electrocutions on electric utility distribution overhead structures. Pages 19-22 in Summary of Issues of Engineering Interest, UCPUL-Rural Utility Service, Washington, D.C. August 1996.
- \* Bahat, O. 2005. Pers. comm. Israel Nature and Parks Authority, Society for the Protection of Nature in Israel.
- Bak, J.M., K.G. Boykin, B.C. Thompson, and D.L. Daniel. 2001. Distribution of wintering ferruginous hawks (*Buteo regalis*) in relation to black-tailed prairie dog (*Cynomys ludovicianus*) colonies in southern New Mexico and northern Chihuahua. J. Raptor Res. 35:124-129.
- Baldrige, F.A. 1977. Raptor nesting survey of southern San Diego County, Spring 1977, with an analysis of impacts of powerline. U.S. Bureau of Land Management. Unpubl. rep. Riverside, CA. 29 p.
- Barber, J.F. 1995. Raptor electrocutions and how to help prevent them. Colorado Field Ornithol. 29:76.
- \* Bayle, P. 1999. Preventing birds of prey problems at transmission lines in western Europe. J. Raptor Res. 33:43-48.
- \* BC Hydro. 1999. 1999 BC Hydro Annual Report. British Columbia, Canada. 81pp.
- \* \_\_\_\_\_. 2004. BC Hydro revenue requirement hearing. Transcript Reference Vol. 18, Pg. 3110. June 7, 2004.



Bechard, M.J., R.L. Knight, D.G. Smith, and R.E. Fitzner. 1990. Nest sites and habitats of sympatric hawks (*Buteo* spp.) in Washington. *J. Field Ornithol.* 61:159-170.

\*Bechard, M.J. and J.K. Schmutz. 1995. Ferruginous hawk (*Buteo regalis*). *In* The Birds of North America, No. 172 (A. Poole and F. Gill, eds.). The Birds of North America, Inc., Philadelphia, PA.

\*Bechard, M.J. and T.R. Swem. 2002. Rough legged hawk (*Buteo lagopus*). *In* The Birds of North America, No. 611 (A. Poole and F. Gill, eds.). The Birds of North America, Inc., Philadelphia, PA.

\*Bednarz, J.C. 1995. Harris hawk (*Parabuteo unicinctus*). *In* The Birds of North America, No. 146 (A. Poole and F. Gill, eds.). The Birds of North America, Inc., Philadelphia, PA.

\*\_\_\_\_ and P.J. Raitt. 2002. Chihuahuan crow (*Corvus cryptoleucus*). *In* The Birds of North America, No. 610 (A. Poole and F. Gill, eds.). The Birds of North America, Inc., Philadelphia, PA.

Bechard, M.J. 1978. Nesting ecology of the golden eagle in southwestern Idaho. Master's Thesis. Univ. of Idaho, Moscow. 48pp.

\_\_\_\_ and M.N. Kochert. 1975. Breeding biology of the golden eagle in southwestern Idaho. *Wilson Bull.* 87:506-513.

Belisle, A.A., W.L. Reichel, L.N. Locke, T.G. Lamont, B.M. Mulhern, R.M. Prouty, R.B. DeWolf, and E. Cromartie. 1972. Residues of organochlorine pesticides, polychlorinated biphenyls, and mercury and autopsy data for bald eagles, 1969 and 1970. *Pestic. Monit. J.* 6:133-138.

\*Benson, P.C. 1977. Study of powerline utilization and electrocution of large raptors in four western states. Research proposal submitted to the National Audubon Soc. Brigham Young Univ., Provo, UT. 7pp.

\_\_\_\_. 1980a. Abstract: Large raptor electrocution and power pole utilization: a study in six western states. *J. Raptor Res.* 14:125-126.

\_\_\_\_. 1980b. Study of large raptor electrocution and power pole utilization in six western states. Pages 34-40 in R.P. Howard and J.F. Gore, eds. *Proc. of a Workshop on Raptors and Energy Developments*. Idaho Chapter, The Wildl. Soc., Boise, ID.

\*\_\_\_\_. 1981. Large raptor electrocution and power pole utilization: a study in six western states. Ph.D. dissertation. Brigham Young Univ., Provo, UT. 98pp.

\_\_\_\_. 1982. Prevention of golden eagle electrocution. Electric Power Research Institute Rep. EA-2630. Palo Alto, CA. 84pp.

Bent, A. C. 1937. Life history of North American birds of prey. *U.S. Natl. Mus. Bull.* 207.

Benson, P.C. 1954. Relationship of birds to power and communication lines. *Kingbird* 4:65-66.

\*\_\_\_\_, and L.E. Dickenson. 1966. Wires, poles, and birds. Pages 390-395 in R.P. Howard and J.F. Gore, eds. *Birds in Our Lives*. U.S. Bur. Of Sport Fisheries and Wildl., Washington, D.C.

\*Best, M. 2006. Pers. comm. Pacific Gas and Electric.

\*Bevanger, K. 1994a. Bird interactions with utility structures: collision and electrocution, causes and mitigating measures. *Ibis* 136:412-425.

# Avian Power Line Interaction Committee

\_\_\_\_\_. 1994b. Three questions on energy transmission and avian mortality. *Fauna Norv. Ser.* 17:107-114.

\*\_\_\_\_\_. 1998. Biological and conservation aspects of bird mortality caused by electricity power lines: a review. *Biol. Cons.* 86:67-76.

\*\_\_\_\_\_. 2005. Pers. comm. Norwegian Institute for Nature Research.

\_\_\_\_\_ and K. Oystedug. 1995. Utility structures as a mortality factor for raptors and owls in Norway. Pages 381-392 in E.D. Chancellor, B.U. Meyburg, and J.J. Ferrero, eds. *Holarctic Birds of Prey: Proc. Internatl. Conf. Badajoz, Spain, 17-22 April 1995.* Berlin, Germany.

Bijleveld, M.F.I.J., and G. H. L. I. 1976. Electrocutation d'un couple de Buses *Buteo buteo* a Jongny (VD). *Nos Oiseaux* 33: 280-281.

\*Bischoff, J. 2005. Pers. comm. U.S. Fish and Wildlife Service.

Bird, D.M., D.E. Varland, and J.J. Negro, eds. 1996. *Raptors in Human Landscapes: Adaptation to Built and Cultivated Environments.* Academic Press, Inc. San Diego, CA.

Bisson, I.A., M. Ferrer, and D.M. Bird. 2002. Factors influencing nest-site selection by Spanish imperial eagles. *J. Field Ornithol.* 73:298-302.

\*Blem, C.R., L.B. Blem, and P.J. Harmata. 2002. Twine causes significant mortality in nestling ospreys. *Wilson Bull.* 114: 528-529.

\*Blodget, B.G. 1989. Common barn-owl. Pages 81-87 in *Proc. Northeast Raptor Management Symposium and Workshop.* Natl. Wildl. Fed., Washington, D.C.

\*Blue, R. 1996. Documentation of raptor nests on electric utility facilities through a mail survey. Pages 87-95 in D.M. Bird, D.E. Varland, and J.J. Negro, eds. *Raptors in Human Landscapes: Adaptations to Built and Cultivated Environments.* Academic Press, Inc. San Diego, CA.

\*Boarman, W.I. and B. Heinrich. 1999. Common Raven (*Corvus corax*). In *The Birds of North America*, No. 476 (A. Poole and F. Gill, eds.). The Birds of North America, Inc., Philadelphia, PA.

\*Boeker, E.K. 1972. Powerlines and bird electrocution. U.S. Fish and Wildl. Serv. Unpubl. rep. Denver Wildl. Research Center, Denver Colo. 8pp.

\_\_\_\_\_. 1974. Status of golden eagle surveys in the western states. *Wildl. Soc. Bull.* 3:79-81.

\*\_\_\_\_\_ and D.R. Nickerson. 1975. Raptor electrocutions. *Wildl. Soc. Bull.* 3:79-81.

Boeker, E.K. and T.D. Ray. 1971. Golden eagle population studies in the southwest. *Condor* 73:463-467.

Boerner, D.J. 1979. *Cooper's Hawk* inventory and management study for Chase Lake Ranger District (1979). U.S. For. Serv. Unpubl. rep. Redding, CA. 13pp.

\*Bohm, R.T. 1988. Three bald eagle nests on a Minnesota transmission line. *J. Raptor Res.* 22:34.

Bologna, F.F., A.C. Britten, and H.F. Vosloo. 2001. Current research into the reduction of the number of transmission line faults on the Eskom MTS. 2<sup>nd</sup> South African Electric Power Research Conference. South Africa, June 13, 2001.

# Avian Power Line Interaction Committee

- \*Boshoff, A. F. 1993. Density, breeding performance and stability of Martial eagles *Polemaetus bellicosus* breeding on electricity pylons in the Nama-Karoo, South Africa. Proc. VIII Pan-Afr. Orn. Cong. 95-104.
- \_\_\_\_\_. and B. Basson. 1993. Large raptor fatalities caused by powerlines in the Karoo, South Africa. *Gabar* 8:10-13.
- \*Boshoff, A.F. and C. Fabricus. 1996. Black eagles nesting on man-made structures. *Bolmakieria* 8: 67-70.
- \*Boshoff, A.F., C.J. Vernon, and R.K. Brooke. 1983. Historic atlas of the diurnal raptors of the Cape Province (*Aves: Falconiformes*). *Ann. Cape Prov. Mus.* 4: 13-27.
- \*Bouchard, D. 2006. Pers. comm. American Electric Power.
- \*Brady, A. 1969. Electrocuted great horned owl. *California* 11:51.
- \*Brett, J. 1967. Regional reports—Northeast region. *Eyas* 10:18-22. National Wildl. Fed., Raptor Information Center, Washington, D.C.
- Bridges, J.M. 1989. Raptor nesting platforms and the need for further studies. Pages 113-116 in R.P. Howard and J.F. Gore, eds. Proc. Of a Workshop on Raptors and Energy Developments. Idaho Chapter, The Wildl. Soc., Boise, ID.
- \_\_\_\_\_. 2001. Never say always. Pages 269-275 in R.G. Carlton, ed. Avian interactions with utility and communication structures: Proceedings of a workshop held in Charleston, South Carolina, December 2-3, 1999. Electric Power Research Institute. Palo Alto, CA.
- \*\_\_\_\_\_ and R. Lopez. 1995. Reducing large bird electrocutions on a 12.5-kV distribution line originally designed to minimize electrocutions. Pages 263-265 in G.J. Doucet, C. Seguin, and M. Giguere, eds. 5<sup>th</sup> International Symposium on Environmental Concerns in Rights-of-way Management. Hydro-Quebec, Montreal, CA. 558pp.
- \*Bridges, J.M. and D. McConnon. 1987. Use of raptor nesting platforms in a central North Dakota high-voltage transmission line. Pages 46-49 in W.R. Byrnes and H.A. Howard, eds. Fourth Symposium on Environmental Concerns in Rights-of-way Mgmt. Purdue Univ., West Lafayette, IN. 595pp.
- Bromby, R. 1981. Killer lines in Colorado present an electrocution hazard to raptors. *Wildl. News* 6:2-3. (Colorado Division of Wildl. Denver.)
- \*Brown, B. 2005. Pers. comm. Government Threatened Species Section, Tasmania.
- \*Brown, C.J., and J.L. Lawson. 1989. Birds and electric transmission lines in South West Africa/Namibia. *Madoqua* 16:59-67.
- \*Brown, C.J. 2007. Purple martin (*Progne subis*). In *The Birds of North America*, No. 287 (A. Poole and F. Gill, eds.). The Birds of North America, Inc., Philadelphia, PA.
- Brown, L., and D. Amadon. 1968. Eagles, hawks, and falcons of the world. Country Lide Books, London. 945pp.
- \*Brubaker, D.L., K. L. Brubaker, and B.C. Thompson. 2003. Raptor and Chihuahuan raven nesting on decommissioned telephone-line poles in the northern Chihuahuan desert. *J. Raptor Research* 37:135-146.

# Avian Power Line Interaction Committee

Buckley, N. J. 1998. Interspecific competition between vultures for preferred roost positions. *Wilson Bulletin* 110:122-125.

Buehler, D.A. 2000. Bald eagle (*Haliaeetus leucocephalus*). In *The Birds of North America*, No. 506 (A. Poole and F. Gill, eds.). The Birds of North America, Inc., Philadelphia, PA.

\_\_\_\_\_, J.D. Haaser, J.K.D. Seegar, G.D. Theobald, and M.A. Bird. 1997. Survival rates and population dynamics of bald eagles in Chesapeake Bay. *J. Wildl. Manage.* 55: 608-613.

\*Bull, E.L. and J.R. Duncan. 1993. Great gray owl (*Strix nebulosa*). In *The Birds of North America*, No. 411 (A. Poole and F. Gill, eds.). The Birds of North America, Inc., Philadelphia, PA.

\*Bunnell, S. T., C. M. White, D. Paul, and S. D. Bunnell. 1997. Stick nests on a building and transmission tower used for nesting by large falcons in Utah. *Great Basin Naturalist* 57:263-267.

\*Page, A.A. and K.J. Sadurski. 1995. Experimental investigation of bird interaction with AC flashover mechanisms. *CIGRE* 1995: 23-95 (W07).

Burke, H.F., S.F. Swaim, and T. Amalsadvala. 2002. Review of wound management in raptors. *J. Avian Medicine and Surgery* 16:180-191.

\*Burnham, J.T. 1994. Bird streamer flashovers on FPL transmission lines. Florida Power and Light, Juno Beach, FL.

\*\_\_\_\_\_. 1995. Bird streamer flashovers on FPL transmission lines. *IEEE Trans. Power Delivery* 10:970-977.

\*Burnham, W.A. 1982. Peregrine Fund's Rocky Mountain Program operation report, 1982. The Peregrine Fund, Inc. Unpubl. rep. Fort Collins, CO. 152pp.

\*Burruss, J. 2005. Pers. comm. PacifiCorp.

\_\_\_\_\_, K. Garlick, and A. Manville. 2003. Joint electric utility – conservation group effort is for the birds. *Electric Energy T&D Magazine*. Nov./Dec. 2003: pg. 8.

Butler, T. 2006. Species status review: non-park raptors in Oregon. *Oregon Birds* 29:97-100.

\*Cade, T.J. 1985. Peregrine recovery in the United States. Pages 331-342 in Newton, I. and R.D. Chancellor, eds. *Conservation studies on raptors*. ICBP Tech. Publ. No. 5. California Bald Eagle Working Team. 1985. [Minutes of June 5, 1985, Working Team Meeting.] Sacramento, CA. 4pp.

\*\_\_\_\_\_, and P.R. Daube. 1977. The Peregrine Fund Newsletter No 5. 12pp.

California Department of Fish and Game. 1987. Recovery of a banded bald eagle in Siskiyou County, California on June 23, 1987. Agency Memorandum from the Wildl. Biol., Nongame Bird and Mammal Section, to the Files, dated 1 December 1987. Sacramento, CA. 3pp.

California Energy Commission. 1992. Final Report. Wind turbine effects on avian activity, habitat use, and mortality in Altamont Pass and Solano County wind resource areas. 1989-1991.

\_\_\_\_\_. 1995. Avian collision and electrocution: an annotated bibliography.

# Avian Power Line Interaction Committee

# Avian Power Line Interaction Committee

Call, M. 1979. Habitat management guides for birds of prey. U.S. Bureau of Land Manage. Tech. Note No. T/N-338. Denver, CO. 70pp.

\* Cardenal, A.C. 2005. Pers. comm. Biological consultant to the local governments of La Rioja and Valencia, Spain.

\* Cartron, J-L.E. 2005. Pers. comm. University of New Mexico, Albuquerque, NM.

\* Cartron, J-L.E., G.L. Carber, C. Finley, C. Rustay, R. Kellermueller, M.P. Day, P. Manzano-Fisher, and S.H. Stoleson. 2000. Power pole casualties among raptors and ravens in northwestern Chihuahua, Mexico. *Western Birds* 31:255-257.

\* Cartron, J-L.E., R. Harness, R. Rogers, and P. Manzano-Fischer. 2005. Impact of concrete power poles on raptors and ravens in northwestern Chihuahua, Mexico. Pages 357-366 in Cartron, J-L.E., G. Ceballos, and K.S. Feiger, eds. *Biodiversity, Ecosystems, and Conservation in Northern Mexico*. Oxford Univ. Press: New York.

\* Cartron, J-L.E., R. Rodriguez-Estrella, R. Rogers, L.B. Rivera, and B. Gradados. In press. Raptor and raven electrocutions in northwestern Mexico: a preliminary regional assessment of the impact of concrete power poles. In R. Rodriguez-Estrella, ed. *Current Raptor Studies in Mexico*. CIBNOR, La Paz, Mexico.

\* Ceballos, G., E. Mellink, and L.R. Hanebury. 1993. Distribution and conservation of prairie dogs *Cynomys mexicanus* and *Cynomys ludovicianus* in Mexico. *Biol. Cons.* 63:105-112.

\* Central Vermont Public Service. 2002. News release: CVPS 'bird guards' save animal lives, reduce outages. Sept. 18, 2002.

Chancellor, R.D.(ed). 1977. World conference on birds of prey, report of proceedings. Intern. Counc. For Bird Preserv. Vienna, Austria. 442pp.

\_\_\_\_\_ and B.U. Meyburg, eds. 2000. *Raptors at Risk: Proc. V World Conf. on Birds of Prey and Owls*. Midrand, Johannesburg, South Africa. 4-II August 1998. Hancock House. Berlin, Germany.

\_\_\_\_\_ and \_\_\_\_\_. 2004. *Raptors Worldwide: Proc. V World Conference on Birds of Prey and Owls*. Budapest, Hungary. 18-23 May 2003. World Working Group on Birds of Prey and Owls, MME/BirdLife. Hungary, Berlin, Budapest.

\* Chindgren, S.R. 1980. Mixing it up. *Hawk Chalk* 19:50-53.

\_\_\_\_\_. 1981a. Raptor electrocution. *Hawk Chalk* 20:36-40.

\_\_\_\_\_. 1981b. Trained raptor electrocution—a request for information. *Hawk Chalk* 20:59.

Stoleson, F.W. 1976. The electric utility industry and its bird interactions with power lines—a historical perspective. Pages 3-1 – 3-6 in J.W. Huckabee, ed. *Proc.: Avian Interactions with Utility Structures—International Workshop*. Electric Power Res. Inst. Tech. Rep. 103269, Palo Alto, CA.

Conn. Dep. Of Env. Prot. Wildl. Bur. 1987. Connecticut osprey update. Wildl. Bur. Nongame Ser. No. Ng-3. Burlington. 6pp.

Conover, A. 1999. To save a falcon. *Smithsonian* 29:102-116.

Conservation News. 1973. Eagle electrocution study undertaken. 38:10-11. 15 May 1973.

\_\_\_\_\_. 1976. Power line electrocution-hazards made safer. 4I:8-10. 15 November 1976.

Consumers Power Company. 1972. Construction awaits birth of eagles at utility line project. News release dated 27 April 1972. Jackson, MI. 1p.

\*Cooley, T. 2005. Pers. comm. Michigan Dept. of Natural Resources Wildlife Disease Laboratory

\*Cooper, N.C., L.N. Locke, E. Cromartie, and W.L. Reichel. 1970. Causes of bald eagle mortality, 1960-1965. *J. Wild. Dis.* 6:72-76.

\*Craig, T.H. 1978. Case survey of raptors in southeastern Idaho, 1974-1976. *Raptor Res.* 12:40-45.

\*\_\_\_\_\_ and E. H. Craig. 1984. A large concentration of roosting golden eagles in southwestern Idaho. *Auk* 101:610-611.

Crawford, J.E., and E.A. Dunkeson. 1974. Power line standards to reduce raptor losses in the National Resource Lands. (Abstract only.) Page 7124 in *W. Hamerstrom, Jr., B.E. Harrel, and R.L. Olendorf, eds. Management of Raptors.* Raptor Res. Rep. No. 2:124.

Crawford, R.L. and R.T. Engstrom. 2001. Characteristics of avian mortality at a north Florida television tower: a 29-year study. *J. Field Ornithol.* 72:380-388.

Cromartie, E., W.L. Reichel, L.N. Locke, A.A. Belisle, T.E. Kaiser, T.G. Lamont, B.M. Mulhern, R.M. Prouty, and D.M. Swineford. 1975. Residues of organochlorine pesticides and polychlorinated biphenyls and autopsy data for bald eagles, 1971-72. *Pestic. Monit. J.* 9:11-14.

Csermely, D. and C.V. Corona. 1994. Behavior and activity of rehabilitated buzzards (*Buteo buteo*) released in northern Italy. *J. Raptor Res.* 28:100-107.

Curtis, C. 1997. Birds and transmission lines. *Blue Jay* 55:43-47.

\*Damon, J.D. 1975. Report suggests ways to protect eagles perched on power lines. News release dated 20 August 1975. Edison Electric Institute, New York, NY. 2 pp.

\*Lawson, J.W. and R.W. Marston. 1994. The ecology of Harris' hawks in urban environments. Report submitted to Arizona Game and Fish Dept. Agreement G20058-A. 56 pp.

\_\_\_\_\_ and \_\_\_\_\_. 1995. Abstract: electrocution as a mortality factor in an urban population of Harris' hawks. *J. Raptor Res.* 29:55.

\*Lean, W.R.J. 1975. Martial eagles nesting on high tension pylons. *Ostrich* 46:116-117.

Dedon, M. 1999. Reducing wildlife interactions with electrical distribution facilities. PIFR, California Energy Commission, San Francisco, CA.

DeLong, S.L. 1999. Raptor medicine: basic principles and noninfectious conditions. *Compendium on Continuing Education for the Practicing Veterinarian* 21:205-214.

\*Dell, D. A. and P. J. Zwank. 1986. Impact of a high-voltage transmission line on a nesting pair of southern bald eagles in southeast Louisiana. *J. Raptor Research* 20:117-119.

\*DeLong, J.P. and K. Steenhof. 2004. Effects of Management Practices on Grassland Birds: Prairie Falcon. Northern Prairie Wildlife Research Center, Jamestown, ND. 25 pp.

# Avian Power Line Interaction Committee

\*Demeter, I. 2005. Pers. comm. MME BirdLife, Hungary.

Dennis, J.V. 1964. Woodpecker damage to utility poles: with special reference to the role of territory and resonance. *Bird-Banding* 35:225-253.

Denver Audubon Society Newsletter. 1971. Action taken on eagle electrocutions. 3:1

\*Denver Post. 1974. Power lines menacing eagles. Newspaper article. 24 March 1974

\*Detrich, P.J. 1978. Osprey inventory and management study for Shasta Lake Ranger District. U.S. For. Serv. Unpubl. rep. Redding, CA. 17pp.

\_\_\_\_\_. 1989. Management recommendations for bald eagles at Lake Cachuma County Park. Unpubl. rep. prepared for the Santa Barbara [California] County Park Department. Ecos. In. Sacramento, CA. 17pp.

\*Dexter, R. W. 1955. Electrocution of a Baltimore oriole. *J. Field Ornithol.* 24:109.

Dickerman, R. W. 2003. Thorax-tying in the red-tailed hawk. *J. Capor Res.* 3:1175.

\*Dickinson, L.E. 1957. Utilities and birds. *Audubon* 59:54-55, 86-87.

\*Dilger, W.C. 1954. Electrocution of parakeets at Agra, India. *Condor* 56:102-3.

DIN VDE 0210/12.85. 1991. Vogelshutz an Starkstrom-Freileitungen mit Nennspannung über 1-kV (Bird protection on above ground power lines with power over 1-kV).

Dodge, G. 1975. Engineers' forum: protection against problems of wildlife. *Elec. World*, 1 April 1975. Page 48.

Donazar, J.A., C.J. Palacios, L. Gangoso, O. Ceballos, M.J. Gonzalez, and F. Hiraldo. 2002. Conservation status and limiting factors in the endangered population of Egyptian vulture (*Neophron percnopterus*) in the Canary Islands. *Biol. Cons.* 107:89-97.

Dos Santos, J.A. 2004. Storks and transmission finding a middle ground. *Transmission and Distribution World*. June, 2004.

Dounitt, T.A., M. Szczyński, and J.K. Gardner. 2000. Reproductive success and nesting ecology of ferruginous hawks in northwestern Utah from 1997-1999. U.S. Dept. Interior, Bureau Land Mgmt., Salt Lake City, UT. 45 pp.

\*Dunstan, T.C. 1967. Study of osprey in Itasca County, Minnesota. Master's Thesis. Univ. of South Dakota, Vermillion. 66pp.

\*\_\_\_\_\_. 1968. Breeding success of osprey in Minnesota from 1963-1968. *Loon* 10:10-12.

\_\_\_\_\_, J.H. Harper, and K.B. Phipps. 1978. Habitat used and hunting strategies for pine falcons, red-tailed hawks, and golden eagles. U.S. Bur. Of Land Manage., Denver, CO, and Boise, ID. 177pp.

\*Dwyer, J.F. 2004. Investigating and mitigating raptor electrocution in an urban environment. M.S. Thesis, Univ. of Arizona. 71pp.

Edison Electric Institute (EEI). 1973. [Raptor electrocutions.] Letter to the Associate Director of the Bur. of Land Manage. Dated 16 July 1973. 3pp.

\*\_\_\_\_\_. 1975. [Distribution of *Suggested Practices for Raptor Protection on Powerlines.*] Letter from the Institute to the Assistant Secretary of the Interior for Fish and Wildl. and Parks. Dated 24 September 1975. 2pp.

# Avian Power Line Interaction Committee

\_\_\_\_\_. 1980a Compatibility of fish, wildlife, and floral resources with electric power facilities and lands: an industry survey analysis. Urban Wildl. Res. Cent., Ellicott City, MD. 130pp.

\_\_\_\_\_. 1980b [Silver Wires, Golden Wings.] News release dated 17 June 1980. Edison Electric Institute, Washington, D.C. 2pp.

\_\_\_\_\_. 1980c. Studies/management for raptors. Unpubl. rep. Washington, D.C. 18pp.

\_\_\_\_\_. 1993. El. Statistical Yearbook 1993. Edison Electric Institute, Washington, D.C. 9pp.

\*EDM International, Inc. 2004. Guide to raptor remains: a photographic guide for identifying the remains of selected species of California raptors. Ft. Collins, CO. 18pp.

\*Edwards, C.C. 1969. Winter behavior and population dynamics of American eagles in Utah. Ph.D. Dissertation, Brigham Young Univ., Provo, UT. 142pp.

Electric Meter. 1949. Pampered bird. March 1949, p. 3.

\_\_\_\_\_. 1951. Homeless hawk happens with rebuilt roost. May 1951, p. 1.

\*\_\_\_\_\_. 1953. South Jersey Nemesis. November 1953.

Electric Power Research Institute (EPRI). 1978. Compact Line Design 115-138-kV. Palo Alto, CA. 177pp.

\*\_\_\_\_\_. 1988. A joint utility investigation of unexplained transmission line outages. Final Rep. EL-5735. Palo Alto, CA. 76pp.

Electric Reporter. 1946. Short circuit is isolated. October 1946.

Electric World. 1981. 500k-V towers are for the birds. July 1981.

Electricity Supply Commission of South Africa. 1980. Plea to save Africa's birds from electrocution. Megawatt 63:11-13.

\*Ellis, D.H., J.G. Goodwin, Jr., and J.R. Hunt. 1978. Wildlife and electric power transmission. Pages 81-104 in J.L. Fletcher and R.G. Busnel, eds. Effects of Noise on Wildlife. Academic Press, Inc., New York, NY.

\*Ellis, D.H., J.G. Smith, and J.R. Murphy. 1969. Studies on raptor mortality in western Utah. Great Basin Nat. 29:165-167.

Energy and Environmental Economics, Inc. 2005. The cost of wildlife-caused power outages to California's economy. California Energy Commission, PIER Energy-Related Environmental Research. CEC-500-2005-030.

\*Engel, K.A., L. Young, J.A. Roppe, C.P. Wright, and M. Mulrooney. 1992a. Controlling raven fecal contamination of transmission line insulators. Ebasco Environmental. Unpubl. rep. Bellevue, WA. 19pp.

Engel, K.A., C. Young, K. Greenhof, J.A. Roppe, and M.N. Roberts. 1992b. Communal roosting of common ravens in southwestern Idaho. Wilson Bull. 104:105-121.

\*England, A.S., M.J. Bechard, and C.S. Houston. 1997. Swainson's hawk (*Buteo swainsoni*). In The Birds of North America, No. 265 (A. Poole and F. Gill, eds.). The Birds of North America, Inc., Philadelphia, PA.

Erickson, W.A., R.E. Marsh, and T.P. Salmon. 1992. High frequency sound devices lack efficacy in repelling birds. Pages 103-104 in J.E. Borrecco and R.E. March, eds. Proc. 15<sup>th</sup> Vertebr. Pest Conf. Univ. of California, Davis.

# Avian Power Line Interaction Committee



- \*Erickson, W., J. Watson, and B. Hubbard. 2004. Cooperative efforts by the Bonneville Power Administration to promote ferruginous hawk nesting on the Department of Energy's Hanford Reservation in Washington State Bonneville Power. Abstract, Environmental Concerns in Rights-of-Way Management, 8<sup>th</sup> International Symp., 12-16 Sept. 2004, Saratoga Springs, NY.
- \*Estep, B. 2005. Pers. comm. Google Power Company.
- Estep, A. 1989. Avian mortality at large wind energy facilities in California: identification of a problem. California Energy Commission. Unpubl. rep. Sacramento, CA. 30pp.
- \*Ewins, P. J. 1994. Artificial nest structures for ospreys: A field manual. Environment Canada. Canadian Wildlife Service, Downsview, Ontario, Canada.
- \_\_\_\_\_. 1996. The use of artificial nest sites by an increasing population of ospreys in the Canadian Great Lakes Basin. Pages 109-123 in D.M. Bird, D.E. Varland, and J.J. Negro, eds. Raptors in Human Landscapes: Adaptations to Built and Constructed Environment. Academic Press, Inc. San Diego, CA.
- Fajardo, I. G. Babiloni, and Y. Miranda. 2000. Rehabilitated and wild barn owls (*Tyto alba*): dispersal, life expectancy and mortality in Spain. *Biol. Cons.* 94:287-295.
- Farquhar, C.C. 1992. White-tailed hawk (*Buteo albicaudatus*). In *The Birds of North America*, No. 30 (A. Poole and F. Gill, eds.). The Birds of North America, Inc., Philadelphia, PA.
- \*Federal Energy Regulatory Commission (FERC). 1992. Manual of standard special articles prepared by Edward A. Abrams and James Haimes, Div. Of Proj. Rev., Office of Hydropower Licensing, Paper No. DPR-4. Washington, D.C.
- Fernandez, C., and J.A. Insausti. 1990. Golden eagles take up territories abandoned by Bonelli's eagles in northern Spain. *J. Raptor Res.* 24: 125-125.
- Fernie, K. J., D. M. Bird, R. D. Dawson, P. C. Lague. 2000. Effects of electromagnetic fields on the reproductive success of American kestrel. *Physiological and Biochemical Zoology* 73:60-65.
- Ferrer, M., and M. de La Riva. 1987. [Impact of power lines on the population of birds of prey in the Donana National Park and its environments]. *Ricerche di biologia della Selvaggina* 12, 97-98.
- \*\_\_\_\_\_, \_\_\_\_\_, and J. Castroviejo. 1991. Electrocution of raptors on power lines in southwestern Spain. *J. Field Ornithol.* 62:184-190.
- Ferrer, M. and M. Harte. 1997. Habitat selection by immature Spanish imperial eagle during the dispersal period. *J. Appl. Ecol.* 34:1515-1522.
- Ferrer, M. and F. Hiraldo. 1991. Evaluation of management techniques for the Spanish Imperial eagle. *Wildl. Soc. Bull.* 19:436-442.
- \_\_\_\_\_, and \_\_\_\_\_. 1992. Man-induced sex-biased mortality in the Spanish imperial eagle. *Biol. Conserv.* 60:57-60.
- Ferrer, M. and G.F.E. Janss, eds. 1999. *Birds and power lines: collision, electrocution, and breeding*. Quercus. Madrid, Spain.
- \*Fiedler, M. 2005. Pers. comm. Public Service Company of New Mexico.

# Avian Power Line Interaction Committee

Fishcer, D.L., K.L. Ellis, and R.J. Meese. 1984. Winter habitat selection of diurnal raptors in central Utah. *J. Raptor Res.* 18:98-102.

Fitzner, R.E. 1975. Owl mortality on fences and utility lines. *J. Raptor Res.* 9:55-57.

\* \_\_\_\_\_. 1978. Behavioral ecology of the Swainson's hawk (*Buteo swainsoni*) in southeastern Washington. Ph.D. Dissertation. Washington State Univ., Pullman. 194pp.

\_\_\_\_\_. 1980. Impact of a nuclear energy facility on raptorial birds. Pages 9-33 in R.P. Howard and J.F. Gore, eds. *Proc. Workshop on Raptors and Energy Developments*. Idaho Chapter, The Wildl. Soc. Boise, ID.

\_\_\_\_\_. 1980b. Behavioral ecology of the Swainson's hawk in southeastern Washington. Battelle Pacific Northwest Lab. Tech. Rep. No. PNL-2754. Richland, WA. 65pp.

\_\_\_\_\_, and F.L. Newell. 1989. Ferruginous hawk nesting on the U.S. DOE Hanford site: a recent invasion following introduction of transmission lines. Pages 125-132 in *Issues and Technology in the Management of Impacted Wildlife*. Pacific Northwest Lab., Richland, WA.

Fitzner, R.E., W.H. Richard, L.L. Caldwell, and L.E. Rogers. 1981. Raptors of the Hanford Site and nearby areas of south-central Washington. Battelle Pacific Northwest Lab., Richland, WA.

Fix, A.S. and S.Z. Barrows. 1990. Raptors rehabilitated in Iowa during 1986 and 1987: a retrospective study. *J. Wildl. Diseases* 26:18-21.

\*Florida Power and Light. 2005. Unpubl. data.

\*Forrester, D.J. and M.G. Spaulding. 2003. *Parasites and Diseases in Wild Birds in Florida*. University of Florida Press, Gainesville, FL. 1152pp.

\*Franson, J.C., and S.E. Little. 1996. Diagnostic findings in 132 great horned owls. *J. Raptor Res.* 30:1-6.

\*Franson, J.C., L. Sileo, and N.J. Thomas. 1995. Causes of eagle deaths. Page 68 in L. Pyle, E.T., G.S. Farris, G.F. Pyle, P.D. Moran, and M.J. Mac, eds. *Our Living Resources: a report to the nation on the distribution, abundance, and health of U.S. plants, animals, and ecosystems*. U.S. Dept. Interior, Natl. Biol. Service, Washington, D.C. 530pp.

\*Franson, J.C., N.J. Thomas, M.R. Smith, A.H. Robbins, S. Newman, and P.C. McCarton. 1996. A retrospective study of postmortem findings in red-tailed hawks. *J. Raptor Res.* 30:7-14.

Freeman, A. 2003. Two wild endangered birds die. *Greenwire*, Feb. 21, 2003.

Friesel, K.W. 1984. Environmental contaminants and pathology of bald eagles in south-central Oregon. Ph.D. Dissertation. Oregon State Univ., Corvallis, OR. 151pp.

Friend, M., J.C. Franson, and USGS-BRD, eds. 1999. *Field manual of wildlife diseases: general field procedures and diseases of birds*. USGS-BRD. Washington, D.C.

Frier, J.A. 1977. *Research and management of endangered birds in New Jersey (Ospreys)*. New Jersey Department of Environmental Protection, Division of Fish, Game, and Wildl. Unpubl. rep. Trenton, NJ. 13pp.

# Avian Power Line Interaction Committee

\_\_\_\_\_. 1978. Research and management of endangered birds in New Jersey (Ospreys). New Jersey Dep. Environmental Protection, Division of Fish, Game, and Wildl. Unpubl. Rep. Trenton, NJ. 14pp.

\*Fulton, J.R. 1984. Ospreys nest at John H. Kerr Reservoir. *Raven* 54:14.

Fyfe, R.W., and R.R. Olendorff. 1976. Minimizing the dangers of nesting colonies of raptors and other sensitive species. *Conn. Wildl. Serv., Cccas. Paper No. 28*. 17pp.

\*Gaines, R.C. 1985. Nest site selection, habitat utilization, and breeding biology of the ferruginous hawk in central North Dakota. Master's Thesis. North Dakota State Univ. Fargo. 32pp.

Garber, D.P. 1972. Osprey study, Lassen and Plumas Counties, California, 1970-1971. California Department of Fish and Game, Wildl. Management Branch Admin. Rep. No. 72-1. Sacramento. 3pp.

Garrett, M.G. 1993. PacifiCorp program for managing birds on power lines, a case study. Pages 1-2 to 5 in J.W. Huckabee, ed. Proc. Avian Interactions With Utility Structures—International Workshop. Electric Power Res. Inst. Tech. Rep. 103269, Palo Alto, CA.

Garzon, J. 1977. Birds of prey in Spain, the present situation. Pages 159-170 in R.D. Chancellor (ed.). *World Conference on birds of prey, Report of Proceedings. Intern. Council. For Bird Preserv. Vienna, Austria.*

Gauthreaux, S.A. 1993. Avian interactions with utility structures, background and milestones. Pages I-I – I-6 in J.W. Huckabee, ed. Proc.: Avian Interactions with Utility Structures—International workshop. Electric Power Res. Inst. Tech. Rep. 103269, Palo Alto, CA.

\*Georgia Power Company. 2005. Unpubl. data.

\*Gilbertson, B. 1982. Minnkota Power Co-op and the hawks. *Hawk Chalk* 21:51-54.

\*Gillard, R. 1977. Unnecessary electrocution of owls. *Blue Jay* 35:259.

Gilliland, J. 1975. Eagle-safe poles praised. Newspaper article. *Idaho Statesman*, Boise, ID. 22 October 1975.

Gilmer, D.S., and R.E. Stewart. 1983. Ferruginous hawk populations and habitat use in North Dakota. *J. Wild. Manage.* 47:146-157.

\*Gilmer, D.S. and J.M. Wiehe. 1977. Nesting by ferruginous hawks and other raptors on high voltage power line towers. *Prairie Natur.* 9:1-10.

Graham, J., Jr. 2000. The day of the condor. *Audubon*, Jan/Feb 2000: 46-53.

Gray, L.D. 1988. California Energy Commission informational workshop on wind turbine effects on avian activity and habitat. Alameda County Planning Department. Unpubl. rep. Hayward, CA. 20pp.

Grazhdankin, A.V., and V.I. Perverva. 1982. [Causes of mortality of steppe eagles (*Aquila nipalensis*) on the transmission line supports and the ways of their removal.] *Mosuva* 1982:3-10. [English summary]

Gretz, D.I. 1981. Power line entanglement hazard to raptors. U.S. Fish and Wildl. Serv. Unpubl. rep. Denver, CO. 9pp.

\*Grubb, T. G. 1995. Constructing bald eagle nests with natural materials. USDA Forest Service Research Note RM-RN-535. 8pp.

# Avian Power Line Interaction Committee

Guzman, J. and J.P. Castano. 1998. Raptor mortality by electrocution in power lines in eastern Sierra Morena and Campo del Montiel (Spain). *Ardeola* 45:161-169.

\*Haas, D. 1980. Endangerment of our large birds by electrocution—a documentation. Pages 7-57 in *Okologie der vogel* [Ecology of birds]. Vol. 2. Deutscher bund fur Vogelschutz, Stuttgart. (German with English summary).

\_\_\_\_\_. 1993. Clinical signs and treatment of large birds injured by electrocution. Pages 180-183 in P.T. Redig, J.E. Cooper, J.D. Remple, D.B. Hunter, and T. Hahan, eds. *Raptor Biomedicine*. Univ. of Minnesota Press. Minneapolis.

\*\_\_\_\_\_. 2005. *Pers. com.* German Natur Conservation Association.

Hall, T.R., W.E. Howard, and R.F. Marsh. 1961. Raptor use of artificial perches. *Wildl. Soc. Bull.* 9:296-298.

\*Hallinan, T. 1922. Bird interference on high tension electric transmission lines. *Auk* 39: 572.

Hannan, C., W. Anderson, and M. W. Nelson. 1974. Power lines and birds of prey. Report presented to Northwest Electric Light and Power Assoc., Yakima, WA, 22 April 1974. 23pp.

\*Hanson, K.E. 1988. Managing transmission lines for wildlife enhancement. *J. Arboricult.* 14:302-304.

\*Hardy, N. 1970. Fatal dinner. *Thunder Bay Field Natur. Club Newsletter* 24:11.

Harlow, D.L., and P.H. Bloom. 1989. Buteos and the golden eagle. Pages 102-110

in B.G. Pendleton, ed. *Proc. Western Raptor Manage. Symp. And Workshop*. Nat. Wildl. Fed. Sci. and Tech. Series No. 12.

\*Harmata, A.R. 1991. Impacts of oil and gas development on raptors associated with Kevin Rim, Montana. Kevin Rim Raptor Study Group. Unpubl. rep. Biol. Dep. Montana State Univ., Bozeman. Prepared for the U.S. Bur. Of Land Manage., Great Falls Resource Area, MT. 98pp.

\*\_\_\_\_\_. 2001. Perch use of golden eagles banded in the Rocky Mountain West. *J. Field Ornithol.* 73:23-32.

\*\_\_\_\_\_, G.J. Montopoli, B. Oakleaf, P.J. Harmata, and M. Restani. 1999. Movements and survival of bald eagles banded in the Greater Yellowstone ecosystem. *J. Wildl. Manage.* 63:781-793.

Harmata, A.R., M. Restani, G.J. Montopoli, R. Zelenak, J.C. Insigna and P.J. Harmata. 2001. Movements and mortality of ferruginous hawks banded in Montana. *J. Field Ornithol.* 72:389-398.

Harness, R.F. 1976. Raptor electrocutions on electric utility structures: overhead structures. Pages B1-1 to B-17 in *Proc. Of the 1976 Rural Electric Power Conference*. Inst. Electr. and Electronic Engineers, New York, NY.

\*\_\_\_\_\_. 1997. Raptor electrocutions caused by rural electric distribution powerlines. MS Thesis, Colorado State University, Fort Collins, CO. 54pp.

\*\_\_\_\_\_. 1998. Steel distribution poles—environmental implications. Pages DI-1 through DI-5 in *Proc. Rural Electric Power Conference*. Institute of Electrical and Electronics Engineers. New York, NY.

# Avian Power Line Interaction Committee

\_\_\_\_\_. 1999. Monk parakeets (*Myiopsitta monachus*) nesting in Colorado. *J. Colorado Field Ornithol.* 33:225.

\_\_\_\_\_. 2000. Raptor electrocutions and distribution pole types. *North Amer. Wood Pole Coalition Tech. Bull.* October 2000: 1-19.

\* \_\_\_\_\_. 2001. Reduce raptor mortality by retrofitting power lines. *IEEE Industry Applications Magazine*, Nov./Dec. 2001: 50-55.

\_\_\_\_\_. 2002. Raptors: test to protect. *Transmission and Distribution World*, March, 2002.

\* \_\_\_\_\_. 2004. Artificial food sources and bald eagle (*Haliaeetus leucocephalus*) electrocutions in Alaska. Abstract, *Environmental Concerns in Lights-of-Water Management*, 8<sup>th</sup> International Symp., 11-16 Sept. 2004, Saratoga Springs, NY.

\_\_\_\_\_. 2005. Pers. comm. EDM International.

\* \_\_\_\_\_. and M. Garrett. 1999. Effectiveness of perch guards to prevent raptor electrocutions. *J. Colorado Field Ornithol.* 33:215-220.

\*Harrison, R., and K.E. Wilson. 2001. Electric utility structures associated with raptor electrocutions in rural areas. *Wildl. Soc. Bull.* 29:612-623.

\_\_\_\_\_ and \_\_\_\_\_. 1998a. Raptor electrocutions. *IEEE Industry Applications Magazine* 4:25-31.

\_\_\_\_\_ and \_\_\_\_\_. 1998b. Review of falconers' electrocution data. *Hawk Chalk* 37:79-81.

Harris, R.D. 1988. Report of a golden eagle mortality. Memorandum from the Project Manager, LSA Associated, to R.M. Jurek, D.A. Anderson, D.L. Harlow, and R.R. Olendorff, dated 21 December 1988. Richmond, CA, 2pp.

Harrison, J. 1962. Heavy mortality of mute swans from electrocution. *Wildfowl Trust Annual Report* 14:164-165.

Harshbarger, R.M. S.W. Platt, and N.E. Hargis. 1994. Mitigation planning for raptors during mining in southwestern Wyoming. *Thorne Ecological Institute*: 67-75.

\*Hartley, R.R., K. Hustler, and P.J. Mundy. 1996. The impact of man on raptors in Zimbabwe. Pages 327-352 in D.M. Bird, D.E. Varland, and J.J. Negro, eds. *Raptors in Human Landscapes: Adaptations to Built and Cultivated Environments*. Academic Press, Inc. San Diego, CA.

Henderson, C. 1988. Regional reports—midwest. *Eyas* 11:8-10. National Wildl. Fed., Raptor Information Center, Washington D.C.

\*Henny, C.J. and D.W. Anderson. 1979. Osprey distribution, and abundance and status in western North America: III. The Baja California and Gulf of California population. *Bull. So. Calif. Acad. Sci.* 78:89-106.

\_\_\_\_\_ and \_\_\_\_\_. 2004. Status of nesting osprey population in Baja California, Sonora and Sinaloa, Mexico, 1977 and 1992-1993. *Bulletin Southern California Academy Science* 103:95-114.

\*Henny, C.J., D.J. Dunaway, R.D. Mallette, and J.R. Koplin. 1978. Osprey distribution, abundance, and status in western North America: I. The northern California population. *Northwest Sci.* 52:261-271.

\*Henny, C.J. and J.L. Kaiser. 1996. Osprey population increase along the Willamette River Oregon, and the role of utility structures, 1976-1993. Pages 97-108 in D.M. Bird, D.E. Varland, and J.J. Negro, eds. *Raptors in Human Landscapes*. Academic Press, London.

# Avian Power Line Interaction Committee

\*\_\_\_\_\_, \_\_\_\_\_, and R. A. Grove. 2003. Ospreys in Oregon and the Pacific Northwest. U.S.D. I. Geological Survey Fact Sheet 153-02 (rev. 2003), Corvallis, OR. 4pp.

Herren, H. 1969. Status of the peregrine falcon in Switzerland. Pages 231-238 in J.J. Hickey, ed. Peregrine Falcon Populations: their Biology and Decline. Univ. of Wisconsin Press, Madison.

\*Heron, G.P., S.J. Stiner, and P. Turner. 1980. Population surveys, species distribution and key habitats of selected nongame species. Nevada Dept. Wildl. Unpubl. rep. Reno. 21pp.

Hjortsberg, W. 1979. Morlan Nielsen among the raptors. Rocky Mountain Mag. May, 1979. Pages 59-67.

Hlavac, V. 1998. Current results of the program aimed at saving the peregrine falcon (*Falco peregrinus*) and the saker falcon (*Falco cherrug*) in the Czech Republic. Bubo 10: 25-30.

\*Hobbs, J.C., and J.A. Ledger. 1986. Powerlines, bird-life and the golden mean. Fauna and Flora 4: 23-27.

Houston, C.S. 1978. Recovery of Saskatchewan-banded great horned owls. Can. Field-Nat. 92:61-66.

\_\_\_\_\_. 1982. Artificial nesting platforms for ferruginous hawks. Blue Jay 40:208-213.

\_\_\_\_\_. 1998a. Ferruginous hawk banding in Saskatchewan. Blue Jay 56:92-94.

\_\_\_\_\_. 1998b. Great horned owl (*Bubo virginianus*). In The Birds of North America, No. 372 (A. Poole and F. Gill, eds.). The Birds of North America, Inc., Philadelphia, PA.

\*\_\_\_\_\_ and F. Scott. 2001. Power poles assist range expansion of ospreys in Saskatchewan. Blue Jay 59:182-188.

Houston, D.C. 1996. The effect of altered environments on vultures. Pages 327-335 in D.M. Bird, D.E. Varland, and J.J. Negro, eds. Raptors in Human Landscapes: Adaptations to Built and Cultivated Environments. Academic Press, Inc. San Diego, CA.

Howard, R.P. 1975. Breeding ecology of the ferruginous hawk in northern Utah and southern Idaho. Master's Thesis. Utah State Univ., Logan. 59pp.

\_\_\_\_\_. 1980. Artificial nest structures and grassland raptors. Pages 117-123 in R.P. Howard and J.F. Gore, eds. Proc. of a Workshop on Raptors and Energy Developments. Idaho Chapter, The Wildl. Soc., Boise, ID.

\_\_\_\_\_, and M. Willard. 1980. Artificial nest structure and grassland raptors. Raptor Res. 14:41-45.

Howard, R.R., and J.F. Gore (eds). 1980. Proc. of a Workshop on Raptors and Energy Developments. Idaho Chapter, The Wildl. Soc., Boise, ID. 25pp.

\*Howell, J.A. and J. Noone. 1992. Examination of avian use and mortality at a U.S. Windpower, wind energy development site, Montezuma Hills, Solano County, California. Solano Co. Dept. Environmental Management. Fairfield, CA. 41 pp.

Huckabee, J. W., ed. 1993. Proceedings: Avian Interactions With Utility Structures—International Workshop. Electric Power Res. Inst. Tech. Rep. 103268, Palo Alto, CA. 3379pp.

# Avian Power Line Interaction Committee

\*Hunt, W.G., R.E. Jackman, T.L. Brown, and L. Culp. 1999. A population study of golden eagles in the Altamont Pass Wind Resource Area: Population trend analysis 1994-1997. Report to National Renewable Energy Laboratory, Subcontracts XAT-5-15174-01, XAT-6-16459-01 to the Predatory Bird Research Group, University of California, Santa Cruz.

\*Hunter, P., N. A. Mahony, P. J. Ewins, D. Bail, and M. Field. 1997. Artificially increasing the form of bald eagles in southern Ontario, Canada. *J. Raptor Research* 31:321-326.

\*Hunting, K. 2002. A roadmap for PIER research on avian power line electrocution in California. PIER Environmental Area. CEC Publication 500-02-012F, December 2002.

Hutchinson, E. 1973. "...where eagles dare to perch." *Lines*. March 1973. Pages 9-11. (Public Service Co. of Colorado.)

\*Idaho Power Co. 1996. Unpubl. data.

\*Illinois Power Company. 1972. IP helps maintain Sparrow Hawks. *Hi-Lines*, November, 1972, 1.

INE-SEMARNAT. 2002. Memorias del Primer Taller sobre electrocución de aves en líneas eléctricas de México: hacia un diagnóstico y perspectivas de solución. 6 y 7 de marzo 2002. INE-SEMARNAT.

Institute of Electrical and Electronics Engineers, Inc. (IEEE). 2002. National Electric Safety Code (NESC). <http://standards.ieee.org/nesc/index.html>.

IEEE Task Force on Reducing Bird Related Power Outages. 2004. Preventive measures to reduce bird-related power outages—Part I: Electrocution and collision. *IEEE Transactions on Power Delivery* 19:1843-1847.

\*Investment Dealers' Digest. 1950. One for Ripley. June, 1950.

Ivanovsky, V.V. 1995. Current status and breeding ecology of the goshawk *Accipiter gentilis* in northern Belarus. Pages III-116 in R.D. Chancellor, B.U. Meyburg, and J.J. Ferrero, eds. *Holarctic Birds of Prey*. Proc. Internatl. Conf. Badajoz, Spain. 17-22 April 1995. Berlin, Germany.

\*Jamieson, I., N. Seymour, and R.P. Bancroft. 1982. Time and activity budgets of ospreys nesting in northeastern Nova Scotia. *Condor* 84:439-441.

\*Janss, G.F.E. 1998. Nests of white storks on electric utility towers. *Wildlife Society Bulletin* 26:274-278.

\*\_\_\_\_\_. 2000. Avian mortality from power lines: a morphological approach of a species-specific mortality. *Biol. Cons.* 5:351-359.

\*\_\_\_\_\_. and M. Ferrer. 1999. Mitigation of raptor electrocution on steel power poles. *Wildlife Soc. Bull.* 96:263-273.

\*\_\_\_\_\_. and M. Ferrer. 2001. Avian electrocution mortality in relation to pole design and adjacent habitat in Spain. *Bird Conservation International* 11:3-12.

Jarvis, M.J.F. 1974. High tension power lines as a hazard to large birds. *Ostrich* 45:262.

\*Jelen, P. 2005. Pers. comm. Arizona Public Service Co.

Jenkins, A.R. 1998. Soaring into the future: a report on the structure and activities of raptor conservation group, with some ideas for the way ahead. *J. African Raptor Biol.* 13:2-9.

# Avian Power Line Interaction Committee

- \*\_\_\_\_\_, C.S. van Rooyen, J.A. DeGoede, and M.T. Matshikiza. 2005. Managing raptor interactions with powerlines in South Africa. Proc. 5<sup>th</sup> International Conference on Power and Energy Systems. Benalmadena, Spain.
- \*Johnsgard, P.A. 1988. North American owls: biology and natural history. Smithsonian Inst. Press, Washington, D.C. 295pp.
- \*\_\_\_\_\_. 1990. Hawks, eagles, and falcons of North America. Smithsonian Inst. Press, Washington, D.C. 400pp.
- Jurek, R.M. 1988. Five-year status report—bald eagle. California Dep. of Fish and Game. Unpubl. rep. Sacramento. 15pp.
- Juvvadi, P. 2005. Pers. comm. Wildlife biologist, India.
- Kabouche, B., P. Bayle, and J.-L. Lucchesi. 1996. The short-toed eagle, *Circus gallicus* mortality on electric wires in southeast France. *Audubon de Provence (C.E.L.P.)* 17:101-103.
- Kaiser, G. 1970. The buzzard as the cause of single-pole break-down in high-voltage lines. *Elektrotechnische Zeitschrift* 91:31-33.
- \*Kaiser, J. 2005. Pers. comm. U.S. Geological Survey.
- Karyakin, I.V., L.M. Novikova, and A.S. Pazhenkov. 2005. Electrocutions of birds of prey on power lines in the Aral Sea region, Kazakhstan. *Raptor Cons.* 2005:31-21.
- \*Keddy-Hector, D.P. 2000. Aplomado falcon (*Falco femoralis*). In *The Birds of North America*, No. 549 (A. Poole and F. Gill, eds.). The Birds of North America, Inc., Philadelphia, PA.
- Keister, G.P., Jr., R.G. Anthony, and E.J. O'Neill. 1987. Use of communal roosts and foraging areas by bald eagles wintering in the Klamath Basin. *J. Wild. Manage.* 51:415-420.
- \*Kemp, A.C. 1984. Preliminary description of the dynamics of a Greater Kestrel population. Pages 141-150 in J.M. Mendelsohn and C.W. Sapsford, eds. Proc. 2<sup>nd</sup> Symp. African Predatory Birds. Natal Bird Club. Durban, South Africa.
- \*Koran, D. 1966. Bald eagle nest on a power pole. *Loon* 58:142.
- \*Kerlinger, P., R. Curry, and R. Ryder. 2000. Bonnequin wind energy project: reference site avian study. National Renewable Energy Laboratory, Golden, CO. 25pp.
- \*Kerlinger, P. and M.R. Lein. 1988. Causes of mortality, fat condition, and weights of wintering snowy owls. *Field Ornithol.* 59:7-12.
- \*Kinsey, B. and M. R. Conley. 1988. Habitat use by raptors in south-central New Mexico. Pages 197-203 in R.L. Glinski, B. G. Pendleton, M. J. Moss, M. N. LeFranc, Jr., B. A. Milsap, and J. W. Hoopes, eds. Proceedings of the Southwest Raptor Management Symposium and Workshop. Nat. Wildl. Fed. Sci. Tech. Ser. No. 11. Washington, D.C.
- Kingery, H.E. 1971. The spring migration: Great Basin-Central Rocky Mountain region. *Amer. Birds* 25:774-780.
- \*Kirk, D.A. and C. Hyslop. 1997. Population status and recent trends in Canadian raptors: a review. *Biol. Cons.* 83:91-118.
- Kirk, D.A. and M.J. Mossman. 1998. Turkey vulture (*Cathartes aura*). In *The Birds of North America*, No. 339. A. Poole and F. Gill, eds. Washington, DC.

# Avian Power Line Interaction Committee



Klem, D., Jr., D.C. Keck, K.L. Marty, A.J. Miller Ball, E.E. Niciu, and C.T. Platt. 2004. Effects of window angling, feeder placement, and scavengers on avian mortality at plate glass. *Wilson Bull.* 116:69-73.

\*Knight, R. L. and J. Y. Kawashima. 1993. Responses of ravens and red-tailed hawk populations to linear right-of-ways. *J. Wildlife Management* 57:266-271.

Kochert, M.N. 1972. Population status and chemical contamination in golden eagles in south western Idaho. Master's Thesis. Univ. of Idaho, Moscow. 102pp.

\_\_\_\_\_. 1973. Density, food habits, and reproductive performance of raptors in the Snake River Birds of Prey Natural Area. Annual Progress Rep. U.S. Bureau of Wildlife Management, Boise, ID. 58pp.

\*\_\_\_\_\_. 1980. Golden eagle reproduction and population changes in relation to jackrabbit cycles: implications to eagle electrocutions. Pages 71-86 in R.D. Howard and F. G. Reed, eds. Proc. of a Workshop on Raptors and Energy Developments. Idaho Chapter, The Wildl. Soc., Boise, ID.

\*\_\_\_\_\_, and H.R. Glendorff. 1999. Creating raptor benefits from power line problems. *J. Raptor Res.* 33:39-42.

\*Kochert, M.N., and K. Steenhof. 2002. Golden eagles in the U.S. and Canada: status, trends, and conservation challenges. *J. Raptor Res.* 36:32-40.

\*Kochert, M.N., K. Steenhof, C.L. McIntyre, and E.H. Craig. 2002. Golden eagle (*Aquila chrysaetos*). In *The Birds of North America*, No. 684 (A. Poole and F. Gill, eds.). The Birds of North America, Inc., Philadelphia, PA.

Kostecke, R.M., G.M. Linz, and W.J. Bleier. 2001. Survival of avian carcasses and photographic evidence of predators and scavengers. *J. Field Ornithol.* 72:439-447.

Krone, O. 2000. Abstract: Causes of mortality in white-tailed sea eagles (*Haliaeetus albicilla*) from Germany. Page 18. Sea eagle, 2000. Bjorko, Sweden. 13-17 September 2000. Swedish Society for Nature Conservation.

\_\_\_\_\_, T. Ljunggren, P. Sommer, and N. Kennner. 2000. Disease and causes of death in the white-tailed eagle (*Haliaeetus albicilla*) in Germany. *Corax* 19:102-108.

\*Kroodsma, R.L. 1978. Evaluation of a proposed transmission line's impacts on waterfowl and eagles. Pages 69-76 in M.L. Avery, ed. *Impacts of Transmission Lines on Birds in Flight*. U.S. Fish and Wildl. Serv., Biol. Serv. Program, Washington, D.C.

Krueger, T.E., Jr. 1995. The use of electrical transmission pylons as nesting sites by the kestrel *Falco tinnunculus* in north-east Italy. Pages 141-148 in R.D. Chancellor, B.U. Meyburg, and J.J. Ferrero, eds. *Holarctic Birds of Prey: Proc. Internatl. Conf. Badijn*, pages 17-22 April 1995. Berlin, Germany.

\*Kruger, R. 2001a. Raptor electrocutions in South Africa: structures, species, and issues hampering the reporting of incidents and implementation of mitigation measures. Pages 71-82 in R.G. Carlton, ed. *Avian interactions with utility and communication structures: Proceedings of a workshop held in Charleston, South Carolina, December 2-3, 1999*. Electric Power Research Institute. Palo Alto, CA.

# Avian Power Line Interaction Committee

\_\_\_\_\_. 2001b. A risk based approach to the cost of implementing raptor mitigation measures on Eskom distribution networks in South Africa. Pages 229-246 in R.G. Carlton, ed. Avian interactions with utility and communication structures: Proceedings of a workshop held in Charleston, South Carolina, December 2-3, 1999. Electric Power Research Institute. Palo Alto, CA.

\_\_\_\_\_. 2005. Pers. comm. ESKOM, South Africa.

\_\_\_\_\_, A. Maritz, and C.S. van Rooyen. 2003. Vulture electrocutions on vertically configured medium voltage structures in the Northern Cape Province, South Africa. Proc. 6th World Conference on Birds of Prey and Owls. Budapest, Hungary. 18-23 May 2003.

Kruger, R. and C.S. van Rooyen. 2000. Evaluating the risk existing powerlines pose to large raptors by utility risk assessment methodology: the Molopo Case Study. Pages 757-764 in R.D. Chancellor and B.U. Meyburg, eds. Raptors at Risk: Proc. V World Conference on Birds of Prey and Owls. Midrand, Johannesburg, South Africa. 4-11 August 1999. Hancock House, Berlin, Germany.

Kruger, R., C.S. van Rooyen, and A. Maritz. 2003. Abstract: the electrocution risk posed to vultures by vertically configured medium voltage designs. World Working Group on Birds of Prey and Owls. Germany.

\*Kysely, J. 2004. WE Energies gets a one-two punch in outage control. Transmission and Distribution World. September 2004.

Lacoursiere, B. 2001. European pole-top configuration for raptor protection. Page 83 in R.G. Carlton, ed. Avian interactions with utility and communication structures: Pro-

ceedings of a workshop held in Charleston, South Carolina, December 2-3, 1999. Electric Power Research Institute. Palo Alto, CA.

\*Lano, A. 1927. Great blue heron (*Ardea herodias*) electrocuted. Auk 44:246.

Lawson, A.B., and M.J. Wyndham. 1993. A system of monitoring wildlife interactions with electricity distribution installations in a supply region of the Cape Province in Southern Africa. Pages 5-15-10. J.W. Muckabee, ed. Food Avian Interactions with Utility Structures—International Workshop. EPRI Tech. Rep. TR-103268.

\*Laycock, G. 1973. Saving western eagles from traps and zaps: bobcat baits and poles take heavy tolls. Audubon 75:133.

Ledger, J.A. 1980. Plea to save Africa's birds from electrocution—focus on ESCOM research committee's research. Megawatt 3:1-10.

\_\_\_\_\_. 1984. Engineering solutions to the problem of vulture electrocutions on electricity towers. Cert. Engineer 57:92-95.

\_\_\_\_\_. 1988. Field bird identification guide. Eskom, Johannesburg, South Africa. 26pp.

\_\_\_\_\_, and H.J. Annegarn. 1981. Electrocution hazards to the cape vulture (*Gyps coprotheres*) in South Africa. Biol. Conserv. 20:15024.

\*Ledger, J.A. and J.C. Hobbs. 1985. First record of African white-backed vulture nesting on man-made structures. Bokmakierie 37:99-101.

\*\_\_\_\_\_ and \_\_\_\_\_. 1999. Raptor use and abuse of powerlines in southern Africa. J. Raptor Res. 33:49-52.

# Avian Power Line Interaction Committee

# Avian Power Line Interaction Committee

- \*Ledger, J.A., J.C. Hobbs, and T.V. Smith. 1993. Avian interactions with utility structures: South African experiences. Pages 4-I – 4-II in J.W. Huckabee, ed. Proc.: Avian Interactions With Utility Structures—International Workshop. Electric Power Res. Inst. Tech Rep. 103269, Palo Alto, CA.
- \*Ledger, J.A., J.C. Hobbs, and D. van Rensburg. 1987. First record of black eagles nesting on an electricity transmission tower. *Afr. Wildlife* 11:60-63, 65-66.
- Lee, J.L., Jr. 1977. Transmission lines and their effects on wildlife: a status report of research on the BPA system. Paper presented at the annual meeting of the Oregon Chapter of the Wildl. Soc., 19-21 January, 1977. 25 pp.
- \_\_\_\_\_. 1978. Status report on the BPA Biological Studies Program. Bonneville Power Administration, Portland, OR. 9pp.
- \_\_\_\_\_. 1980. Raptors and the BPA transmission system. Pages 41-50 in L.P. Howard and J.F. Gore, eds. Proc. of Workshop on Raptors and Energy Developments. Idaho Chapter, The Wildl. Soc., Boise, ID.
- \*Lehman, R.N. 2001. Raptor electrocution on power lines: current issues and outlook. *Wildl. Soc. Bull.* 29:804-813.
- \_\_\_\_\_, A.R. Ansell, M.G. Garrett, A.D. Miller, and R.R. Olendorff. 1999. Suggested practices for raptor protection on power lines: the American story. Pages 125-144 in M. Ferrer and G.F.E. Janss, eds. Birds and power lines: collision, electrocution and breeding. Quercus, Madrid, Spain.
- Lehman, R.N. and J.S. Barrett. 2000. Raptor electrocutions and associated fire hazards in the Snake River Birds of Prey National Conservation Area. U.S. Dept. Int., Bureau of Land Manage. Tech. Bull. No. 00-2. Boise, ID. 16pp.
- \_\_\_\_ and \_\_\_\_\_. 2002. Raptor electrocutions and associated fire hazards in the Snake River Birds of Prey National Conservation Area. U.S. Dept. Int., Bureau of Land Manage. Tech. Bull. No. 02-7, Boise, ID. 21pp.
- Leonardi, G. 2001. *Falco biarmicus* Lanner Falcon. Birds of the Western Palearctic Update 3:177-171.
- Lessem, I. 1985. Griffon vultures in Israel—electrocution and other reasons for a declining population. *Vulture News* 13:14-20.
- Lewis, J.C., 1993. The U.S. Fish and Wildlife Service and bird-power line interactions. Pages 2-I – 2-6 in J.W. Huckabee, ed. Proc.: Avian Interactions With Utility Structures—International Workshop. Electric Power Res. Inst. Tech. Rep. 103269, Palo Alto, CA.
- Leyne, J.E. and G. Ritchison. 2004. Perch sites and hunting behavior of red-tailed hawks (*Buteo jamaicensis*). *J. Raptor Res.* 39:19-25.
- \*Liguori, S. 2003. Osprey. Pages 80-86 in Beans, B.E. and L. Niles, eds. Endangered and Threatened Wildlife of New Jersey. Rutgers University Press. New Brunswick, NJ.
- \*\_\_\_\_\_. 2005. Pers. obs. PacifiCorp.
- \*\_\_\_\_ and J. Burruss. 2003. Raptor electrocution reduction program, 2001-2002 report. Prepared by HawkWatch International for PacifiCorp, Salt Lake City, UT. 35pp.
- \*Lindsay, J. 2005. Pers. comm. Florida Power and Light Co.

Love, O.P. and D.M. Bird. 1997. Raptors in urban landscapes: a review and future concerns. Pages 425-434 *in* R.D. Chancellor and B.U. Meyburg, eds. *Raptors at Risk: Proc. V World Conference on Birds of Prey and Owls*. Midrand, Johannesburg, South Africa. 4-11 August 1998. Hancock House, Berlin, Germany.

Lucid, V.J., and R.S. Slack. 1980. Handbook on bird management and control directorate of environmental planning. Air Force Engineering and Services Center. Fort Rucker, Fort Rucker, Florida. 180pp.

MacCarter, D.L., and D.S. MacCarter. 1979. Ten-year nesting status of osprey at Flathead Lake, Montana. *Murrelet* 6:42-49.

Males, R. 1980. Effects of power lines and poles on birds. EPRI J. March 1980: 49-50. Electric Power Research Institute, Palo Alto, CA.

Mannar, R. V., W.A. Estes, and V.J. Lucid. 2004. Movements and survival of fledgling Cooper's hawks in an urban environment. *J. Raptor Res.* 38:26-34.

Manosa, S. 2001. Strategies to identify dangerous electricity pylons for birds. *Biodiversity and Conservation* 10:1997-2012.

\* \_\_\_\_ and J. Real. 2001. Potential negative effects of collisions with transmission lines on a Bonelli's eagle population. *J. Raptor Research* 35:247-252.

Manville, A.M., II. 2005. Bird strikes and electrocutions at power lines, communication towers, and wind turbines: state of the art and state of the science—next steps toward mitigation. *In* C.J. Ralph and T.D. Rich, eds. *Proc. 3<sup>rd</sup> Internat. Partners in Flight Conf., 2002*. USDA Forest Service GTR-PSW-191, Albany, CA.

\*Manzano-Fischer, P. 2004. Raptor electrocutions in power lines in Mexico: a diagnosis and perspectives for solution. Abstract, Environmental Concerns in Rights-of-way Management, 8<sup>th</sup> International Symp., 12-16 Sept. 2004, Saratoga Springs, NY.

\_\_\_\_\_. 2005. Pers. comm. Project Wings, Mexico.

\*\_\_\_\_\_, R. List, G. Ceballos, and J.-L.E. Coussa. In press. Avian diversity in a priority area for conservation in North America: the Jarvis—Cascades prairie dog complex and adjacent habitats in northwestern Mexico. *Biodiversity and Conservation*.

Marion, W.R., P.A. Quincy, C.G. Cutlip, Jr., and J.R. Wilcox. 1992. Bald eagles use artificial nest platform in Florida. *J. Raptor Res.* 26:266.

Marion, W.R. and R.A. Ryder. 1975. Perch-site preferences of four diurnal raptors in northwestern Colorado. *Condor* 77:350-352.

Markus, M.B. 1972. Mortality of vultures caused by electrocution. *Nature* 238:228.

Marshall, W. 1946. "Redguard" developed in Idaho. *Condor* 48:156.

Marti, C. 2002. Enhancing raptor populations: a techniques manual. The Peregrine Fund. Boise, ID.

Maser, C.J., J.W. Thomas, I.D. Luman, and R. Anderson. 1979. Wildlife habitat in managed rangelands—the Great Basin of southeastern Oregon. Manmade bird habitats. U.S. For. Serv., La Grande, OR. 40pp.

Maslowski, K., and S. Maslowski. 1974. Power firm acts to save birds from electrocution. Newspaper article. Cincinnati Enquirer. 13 October 1974.

# Avian Power Line Interaction Committee

Matsina, A.I. 2005. The estimation and prediction of killed raptors by electrocution on the power lines in the Nizhniy Novgorod district (forest and forest-steppe zones of the center of the European part of Russia). *Raptors Cons.* 2005:33-41.

\*McDonnell, J., and H. Levesque. 1987. Peregrine falcon release project in Ottawa, summer, 1987. *Trail and Landscape* 21:104-110.

McGahan, J. 1966. Ecology of the golden eagle. Master's Thesis. Univ. of Montana, Missoula. 78pp.

Medzhidov, I.A., M.V. Pestov, and A.V. Saltykov. 2005. Birds of prey and powerlines—results of project in the republic of Kalmykia, Russia. *Raptors Cons.* 2005:25-30.

\*Meek, W.R., P.J. Burman, M. Nowakowski, T.H. Sparks, and N.J. Burman. 2003. Barred owl release in low and southern England—a twenty-one year study. *Biol. Cons.* 109:271-282.

Meents, J.K., and M.C. Delesantro. 1979. Use of a 34 kV transmission line for raptors. Public Service Co. of New Mexico. Unpubl. rep. Albuquerque. 13pp.

Melcher, C., and L. Suazo. 1999. Raptor electrocutions: the unnecessary losses continue. *J. Colorado Field Ornithol.* 33:221-224.

\*Melquist, W.E. 1974. Nesting success and chemical contamination in northern Idaho and northeastern Washington ospreys. Master's Thesis. Univ. of Idaho, Moscow, 105pp.

\_\_\_\_\_, and D.R. Johnson. 1975. Osprey population status in northern Washington—1972. Pages 121-123 in J.R. Murphey, C.M. White, and B.E. Harrell, eds. *Population Status of Raptors*. Raptor Res. Rep. No. 3.

Meretsky, V.J., N.F.R. Snyder, S.R. Beissinger, D.A. Clendenen, and J.W. Wiley. 2000. Demography of the California condor: implications for reestablishment. *Cons. Biol.* 14:957-967.

Meyburg, B.U. 1989. The Spanish imperial eagle (*Aquila [heliaca] adalberti*): its biology, status, and conservation. Pages 255-268 in B.U. Meyburg and R.D. Chancellor, eds. *Raptors in the Modern World*. World Working Group on Bird of Prey and Owls. Berlin, Germany.

\*\_\_\_\_\_, O. Manowsky, and C. Meyburg. 1996. The osprey in Germany: Its adaptation to environments altered by man. Pages 125-135 in D. M. Bird, D. E. Varland, and J. J. Negro, eds. *Raptors in human landscapes*, Academic Press, London, UK.

Meyer, J.R. 1979. Northwest Montana/North Idaho transmission corridor bald eagle study. Bonneville Power Administration. Portland, OR. 90pp.

\*\_\_\_\_\_. 1980. Study of wintering bald eagles to assess potential impacts from a proposed 230 kV transmission line. Pages 87-103 in R.F. Hild and J.J. Gore, eds. *Proc. Workshop on Raptors and Energy Developments*. Idaho Chapter, The Wildl. Soc., Boise ID.

\*Michener, H. 1924. Transmission at 220 kV on the Southern California Edison system. *AIEE Vol.* XLIII:1223-1235.

\_\_\_\_\_. 1928. Where engineer and ornithologist meet: transmission line troubles caused by birds. *Condor* 30:169-175.

\*Michigan Dept. Natural Resources. 2004. 2003 Wildlife Disease Summary. MI DNR Wildlife Disease Laboratory. [www.michigan.gov](http://www.michigan.gov).

# Avian Power Line Interaction Committee

Millar, J.G. 2002. The protection of eagles and the Bald and Golden Eagle Protection Act. *J. Raptor Res.* 36(Supplement):29-31.

\*Miller, A.D., E.L. Boeker, R.S. Thorsell, and R.R. Olendorff. 1975. Suggested practices for raptor protection on power lines. Edison Electric Institute, Washington, D.C., and Raptor Res. Found., Inc., Provo, UT. 21pp.

\*Millsap, B., T. Breen, E. McConnell, T. Steffer, L. Phillip, N. Douglas, and S. Taylor. 2004. Comparative fecundity and survival of bald eagle fledged from suburban and rural natal areas in Florida. *J. Wildlife Management* 68:1018-1031.

\*Milodragovich, S. Pers. comm. North Western Energy.

\*Montoya, A. 2005. Pers. comm. The Peregrine Fund.

Money, N. 1991. Conservation of wedge-tailed eagles in Tasmania: the blenderless approach. Pages 99-107 in G. Czechnura and S. Debus, eds. *Australian Raptor Studies II. Birds Australia Monograph 3. Birds Australia, Melbourne, Australia.*

Morishita, T.Y., J.P. Love, and D.L. Brooks. 1997. A survey of diseases in raptorial birds. *J. Avian Medicine and Surgery* 11:77-92.

\*Morishita, T.Y., A.T. Fullerton, L.J. Lowenstine, I.A. Gardner, and D.L. Brooks. 1998. Morbidity and mortality in free-living raptorial birds of northern California: a retrospective study, 1983-1994. *J. Avian Medicine and Surgery* 12:78-81.

Morrison, M. 2002. Searcher bias and scavenging rates in bird/wind energy studies. National Renewable Energy Laboratory, Golden, CO. 5pp.

Morrison, M.L. 1998. Avian risk and fatality protocol. National Renewable Energy Laboratory. Golden, CO.

\*Moseikin, V. 2005. Pers. comm. Russian Bird Conservation Union.

Mulhern, B.M., W.L. Reichel, L.N. Locke, T.G. Lamont, A.A. Belisle, E. Cromartie, G.E. Bagley, and R.M. Prouty. 1970. Organochlorine residues and autopsy data from bald eagles 1966-68. *Pestic. Monit. J.* 4:141-144.  
\_\_\_\_\_. 1978. Management considerations for some western hawks. *Transactions of the 43rd North. Am. Wildl. and Nat. Resour. Conf.* 43:241-251.

Munoz-Pulido, R. 1990. Osprey killed by electrocution. *British Birds* 83:116-117.

\*NABU. 2002. Caution: electrocution! Suggested practices for bird protection on power lines. Bonn, Germany.

\*National Wildlife Health Laboratory. 1985. Bald eagle mortality from lead poisoning and other causes. USGS National Wildl. Health Lab. Unpubl. rep. Madison, WI. 48pp.

National Wind Collaborating Committee (NWCC). 2001. Avian collisions with wind turbines: a summary of existing studies and comparisons to other sources of avian collision mortality in the United States. Western EcoSystems Technology, Inc.

\*Negro, J.J. 1999. Past and future research on wildlife interaction with power lines. Pages 21-28 in M. Ferrer and G.F. Janss, eds. *Birds and Power Lines: Collision, Electrocution, and Breeding*. Quercus, Madrid, Spain.

\_\_\_\_\_. 2005. Pers. comm. Estacion Biologica de Donana, Spain.

# Avian Power Line Interaction Committee

\_\_\_\_ and M. Ferrer. 1995. Mitigating measures to reduce electrocution of birds on power lines: a comment on Bevanger's review. *Ibis* 137:423-424.

Negro, J.J., M. Ferrer, C. Santos, and S. Regidor. 1989. Efficacy of two methods for preventing electrocutions on power lines. *Ardeola* 36:201-206.

Nelson, M.N. 1974. Eagle nest failure. Personal letter to Mr. Dave Luman (U.S. Bureau of Land Management, Portland, Ore.). Dated 20 December 1974. 3 pp.

\_\_\_\_. 1976. Constructing electric distribution lines for raptor protection. Proc. of the American Power Conference, Chicago, Illinois, 20-22 April, 1976. Illinois Inst. of Technol., Chicago, IL.

\_\_\_\_. 1977. Preventing electrocution deaths and the use of nesting platforms on power poles. *Falcons Annual Rep.* 8:30-35.

\_\_\_\_. 1978. Preventing electrocution deaths and the use of nesting platforms over power poles. Pages 42-46, in T.A. Geer, ed. *Bird of Prey Management Techniques*. British Falconer's Club, Oxford, England.

\_\_\_\_. 1979a. Impact of Pacific Power and Light Company's 500-kV line construction on raptors. Pacific Power and Light Co. unpubl. rep. Portland, OR. 14pp.

\* \_\_\_\_\_. 1979b. Power lines progress report on eagle protection research. Unpubl. rep. Boise, ID. 13pp.

\_\_\_\_. 1980a. Location of nesting platforms on power lines. Unpubl. rep. Boise, ID. 4pp.

\* \_\_\_\_\_. 1980b. Update on eagle protection practices. Unpubl. rep. Boise, ID. 14pp.

\_\_\_\_. 1980c. Historic overview of raptor-power line problems and raptor management priorities. Pages 6-8 in R.P. Howard and J.F. Gore, eds. Proc. Workshop on raptors and Energy Developments. Idaho Chapter, The Wildl. Soc., Boise, ID.

\_\_\_\_. 1980d. Utah Power and Light Company—six hazardous structures to eagles. Unpubl. rep. Tundra Films, Boise, ID. 10pp.

\* \_\_\_\_\_. 1982. Human impacts on golden eagles: A positive outlook for the 1980s and 1990s. *Raptor Res.* 7:97-103.

\* \_\_\_\_\_. and P. Nelson. 1976. Power lines and birds of prey. *Idaho Wildl. Rev.* 28:3-7.

\* \_\_\_\_\_. and \_\_\_\_\_. 1977. Power lines and birds of prey. Pages 228-242 in R.D. Chancellor, ed. *World Conference on Bird of Prey: Rep. Proceedings*. Intern. Council. For Bird Preservation, Vienna, Austria.

\* Nesbitt, S.A. 2003. Bald Eagle Monitoring (Project 92912591000). Annual Study Progress Report, Bureau of Wildlife Diversity Conservation, Florida Fish and Wildlife Conservation Commission, Gainesville, FL. 5pp.

\* \_\_\_\_\_. 2005. Pers. comm. Florida Fish and Wildlife Conservation Commission.

\* Newman, J. 2005. Pers. comm. Pandion Systems, Inc.

\* \_\_\_\_\_. C. M. Newman, J. R. Lindsay, B. Merchant, M. L. Avery, and S. Pruett-Jones. 2004. Monk parakeets: an expanding problem on power lines and other electrical utility structures. The Environmental Concerns in Rights-Of-Way Management 8<sup>th</sup> International Symposium; Saratoga Springs, NY; September 2004.

# Avian Power Line Interaction Committee

\*Newman, J. R., C. M. Newman, J. R. Lindsay, B. Merchant, M. L. Avery, and S. Pruett-Jones. In Press. Monk 8<sup>th</sup> International Symposium. Environmental Concerns in Rights-of-Way Management. Saratoga Springs, NY. September 2004.

\*Newton, I. 1979. Population ecology of raptors. Buteo Books. Vermillion, SD. 399pp.

\_\_\_\_\_. 1991. Population limitation in birds of prey: a comparative approach. Pages 112-127 in C. M. Perrins, I. D. Johnston, and G. J. M. Hirons, eds. Bird Populations Studies: Relevance to Conservation and Management. Oxford Univ. press, Oxford, UK.

\_\_\_\_\_, A.A. Bell, and I. Wyllie. 1981. Mortality of sparrowhawk and kestrel. British Birds 75:195-204.

\*Newton, I., I. Wyllie, and A. Asher. 1991. Mortality causes in British Barn Owls *Tyto alba*, with a discussion of a drinking field poisoning. Ibis 133: 162-169.

\*Newton, I., I. Wyllie, and L. Dale. 1999. Trends in the membership and mortality patterns of sparrowhawks (*Accipiter nisus*) and kestrels (*Falco tinnunculus*) in Britain as revealed by carcass analysis. J. Zool. London 248:139-147.

\*New York Times. 1951. Ospreys flourish on Long Island after quitting nests in Scotland. Newspaper article. 16 August 1951.

\_\_\_\_\_. 1972. Hundreds of eagles are killed in west by electric lines. Newspaper article. 11 October 1972.

\_\_\_\_\_. 1976. Curb of danger to eagles noted. Newspaper article. 5 September 1976.

Nikolaus, G. 1984. Large numbers of birds killed by electric power line. Scopus 8:42.

Nobel, T.A. 1995a. Abstract: Salt River Project's avian protection program. J. Raptor Res. 29:64.

\_\_\_\_\_. 1995b. Birds and power lines: Selected interaction and management issues in the electric industry. Master's Thesis. Prescott College. Phoenix, AZ. 132pp.

\*Olendorff, R.R. 1972a. Eagles, sheep and power lines. Colorado Outdoors 2:3-11.

\_\_\_\_\_. 1972b. Biological Impact of the electric industry on northern Colorado—a research proposal. Unpubl. proposal. The American Museum of Natural History, New York, NY. 8pp.

\_\_\_\_\_. 1972c. Edison Electric Institute eagle workshop, 6 April 1972. The American Museum of Natural History. Unpubl. Rep. New York, NY. 4 pp. plus appendices.

\_\_\_\_\_. 1973. Raptorial birds of the U.S. E. C. Harford Reservation, south-central Washington. Battelle Pacific Northwest Lab. Tech. Rep. No. BNWL-1790 VC II. Richland, WA. 45pp.

\_\_\_\_\_. 1975. Population status of large raptors in northern Colorado, 1971-1972 in J.R. Murphy, C.M. White, and B.E. Harrel, eds. Population Status of Raptors. Raptor Res. Rep. No. 3. Pages 185-205.

\*\_\_\_\_\_. 1993a. Status, biology, and management of ferruginous hawks: a review. Raptor Res. and Tech. Asst. Center, Spec. Rep. U.S. Dep. Inter., Bur. Land Manage., Boise, ID. 84pp.

\_\_\_\_\_. 1993b. Eagle electrocution. Pages 6-1 – 6-64 in J.W. Huckabee, ed. Proc.: Avian Interactions With Utility Structures—International Workshop. Electric Power Res. Inst. Tech. Rep. 103269, Palo Alto, CA.

# Avian Power Line Interaction Committee



\_\_\_\_\_, D.D. Biblies, M.T. Dean, J.R. Haugh, and M.N. Kochert. 1989. Raptor habitat management under the U.S. Bureau of Land Management multiple-use mandate. Raptor Res. Rep. 8:1-80.

\*Olendorff, R.R. and M.N. Kochert. 1977. Land management for the conservation of birds of prey. Pages 294-307 in R.D. Chancellor, ed. World Conference on Birds of Prey, Report of Proceedings. International Council for Bird Preservation, Vienna, Austria.

\_\_\_\_\_, and \_\_\_\_\_. 1992. Raptor habitat management. U.S. Bur. Land Manage., Fish and Wildl. 2000 National Strategy Plan Series. Washington D.C. 46pp.

\*Olendorff, R.R. and R.N. Lehman. 1980. Raptor collisions with utility lines: an analysis using subjective field observations. Pacific Gas and Electric Co., San Ramon, CA. 73pp.

\*Olendorff, R.R., J.D. Miller, and R.N. Lehman. 1981. Suggested practices for raptor protection on power lines—the state-of-the-art in 1981. Raptor Res. Rep. No. 4. Raptor Res. Found., San Pablo, CA. 21pp.

Olendorff, R.R., R.S. Moroni, and M.W. Call. 1980. Raptor Management: the State of the Art in 1980. U.S. Bur. Land Manage. Tech. Rep. No. T/N-345. Denver, CO. 56pp.

\*Olendorff, R.R. and J.W. Stoddart, Jr. 1974. Potential for management of raptor populations in western grasslands. Pages 47-48 in F.N. Hamerstrom, Jr., B.E. Harrell, and R.R. Olendorff, eds. Management of Raptors. Raptor Res. Rep. No. 2.

Olsen, J.M and P. Olsen. 1980. Alleviating the impact of human disturbance on the breeding peregrine falcon. II. Public and recreational lands. *Corella* 4:54-57.

Olsen, V. 1958. Dispersal, migration, longevity, and death causes of *Strix aluco*, *Buteo buteo*, *Ardea cinerea*, *Larus argentatus*. *Acta Vertebrata*. 1:91-189.

\*Olson, C.V. 2001. Human-related causes of raptor mortality in western Montana: things are not always as they seem. Pages 299-322 in R.G. Carlton, ed. Avian interactions with utility and communication structures: Proceedings of a workshop held in Charleston, South Carolina, December 2-3, 1999. Electric Power Research Institute. Palo Alto, CA.

\*O'Neil, T.A. 1988. Analysis of bird electrocutions in Montana. *J. Raptor Res.* 22: 27-28.

Ontario Hydro. 1980. Raptor nests on transmission structures—a review. *Environ. Resour. Sect., Sep. Transmission Environm.*, Toronto.

Ortuno, D. and J.M. Pleguezuelos. 2000. Influence of prey densities in the distribution and breeding success of Bonelli's eagle (*Hieraetus fasciatus*): management implications. *Biol. Cons.* 93:19-25.

Orr, W. 1976. Osprey nest failures. *Birds* 31:1.

\*Orloff, S., and A. Flannery. 1993. Wind turbine effects on avian activity, habitat use, and mortality in the Altamont Pass and Solano County Wind Resource Areas. Pages 22-I – 22-I4 in J.W. Huckabee, ed. Proceedings: Avian Interactions with Utility Structures—International Workshop. Electric Power Res. Inst. Tech. Rep. 103268, Palo Alto, CA.

Osborn, R.G., K.F. Higgins, R.E. Usgaard, C.D. Dieter, and R.D. Neiger. 2000. Bird mortality associated with wind turbines at the Buffalo Ridge Wind Resource Area, Minnesota. *Am. Midl. Nat.* 143:41-52.

# Avian Power Line Interaction Committee

Pacific Gas and Electric (PG&E). 1994. Animal damage control at transformer substations: Problem analysis, 1993. Report by PG&E Res. and Dev. Dep. San Ramon, CA.

\*PacifiCorp. 2005. Unpubl. data.

Page, J.L., and D.J. Seibert. 1973. Inventory of golden eagle nests in Elko County, Nevada. *Trans. Cal-Neva Wildl.* 1973:1-8.

Parker, J.W. 1976. Probable mortality of a Mississippi kite by electrocution. *Kansas Orn. Soc. Bull.* 7:10.

\*Parmalee, D.F. 1972. Canada's incredible arctic owls. *Beaver*. Summer: 30-41.

\*\_\_\_\_\_. 1992. Snowy owl (*Nyctea scandiaca*). In *The Birds of North America*, No. 10 (A. Poole and F. Gill, eds.). The Birds of North America, Inc., Philadelphia, PA.

\*Parish, J. 2005. Pers. comm. Georgia Southern University.

\*Parry-Jones, J. 2005. Pers. comm. National Birds of Prey Centre, United Kingdom.

Peacock, E. 1980. Power line electrocution of raptors. Pages 2-5 in R.P. Howard and J.F. Gore, eds. *Proc. Workshop on Raptors and Energy Developments*. Idaho Chapter, The Wildl. Soc., Boise, ID.

\*Pearson, D.C. 1979. Raptor protection study, Lanfair Valley—report of findings and recommendations. Company memorandum to files. So. California Edison Co., Rosemead, CA. 7pp.

\*\_\_\_\_\_. 2005. Pers. comm. Southern California Edison Co.

\_\_\_\_\_, C.G. Thelander, and M. Morrison. 2001. Assessing raptor electrocutions on power lines. Pages 105-124 in R.G. Carlton, ed. *Avian interactions with utility and communication structures: Proceedings of a workshop held in Charleston, South Carolina, December 2-3, 1999*. Electric Power Research Institute. Palo Alto, CA.

Pedrini, P. and F. Sergio. 2001. Density, productivity, diet, and human persecution of golden eagle (*Accipiter goldeneye*) in the central-eastern Italian Alps. *J. Raptor Res.* 35:40-48.

\*Pendleton, E. 1978. To save raptors from electrocution. *Defenders* 53:18-21.

Pennsylvania Game Commission. 1984. Twelve eagles released in the Keystone State. News release dated 5 September 1984. Harrisburg, PA. 4pp.

\*The Peregrine Fund. 1995. Newsletter No. 7. World Center for Birds of Prey, Boise, ID. 6pp.

Peterson, C.A., S.L. Lee, and J.E. Elliott. 2001. Scavenging of western owl carcasses by birds in a riparian habitat of British Columbia. *J. Field Ornithol.* 72:150-159.

\*Phillips, R.L. 1986. Current issues concerning the management of golden eagles in the western U.S.A. Pages 149-156 in R.D. Chancellor and B.U. Meyburg, eds. *Birds of Prey Null*. No. 3. Proc. Western Hemisphere Meeting of the World Working Group on Birds of Prey, Sacramento, CA., 7-8 November 1985.

\*\_\_\_\_\_ and A. E. Beske. 1982. Resolving conflicts between energy development and nesting golden eagles. Pages 214-219 in R. D. Comer et al. (eds.). *Issues and Technology in the Management of Impacted Western Wildlife*, Steamboat Springs, CO.

# Avian Power Line Interaction Committee

Pinkowski, B.C. 1977. Power line and bald eagle interactions in the Upper Mississippi River Valley. Report for the Northern States Power Co. by Ecol. Sci. Div., NUS Corp., Pittsburgh, PA. 20pp.

Platt, J.B. 1976. Bald eagles wintering in a Utah Desert. *Amer. Birds*. 30:783-788.

\*Platt, C.M. 2005. Patterns of raptor electrocution mortality on distributional power lines in southeast Alberta. M.S. Thesis, University of Alberta, Edmonton, Alberta. 140 p.

\*\_\_\_\_\_. 2005. Pers. comm. University of Alberta, Canada.

\*Pomeroy, D.E. 1978. The biology of marabou storks in Uganda. II. Breeding biology and general review. *Ardea* 66:1-23.

Poole, A.F. 1989. *Ospreys: A Natural and Unnatural History*. Cambridge University Press, New York, NY.

\*\_\_\_\_\_ and B. Agler. 1987. Recoveries of ospreys banded in the United States, 1914-84. *J. Wildl. Manage.* 51:149-155.

Poole, A.F., R.O. Bierregaard, and M.S. Martell. 2002. Osprey (*Pandion haliaetus*). *In* The Birds of North America, No. 683 (A. Poole and F. Gill, eds.). The Birds of North America, Inc., Philadelphia, PA.

\*Postovit, H.R., and B.C. Postovit. 1987. Impacts and mitigation techniques. Pages 1883-213 *in* B.G. Pendleton, B.A. Millsap, K.W. Cline, and D.M. Bird, eds. Raptor Management Techniques Manual. Natl. Wildl. Fed. Sci. and Tech. Series No. 10.

\*Postupalsky, S. 1978. Artificial nesting platforms for ospreys and bald eagles. Pages 35-45 *in* Endangered birds: Management techniques for preserving threatened species.

S.A. Temple, ed. University of Wisconsin Press, Madison, WI.

\*Powell, L.A., D.J. Calvert, I.M. Barry, and L. Washburn. 2002. Post-fledging survival and dispersal of peregrine falcons during a restoration project. *J. Raptor Res.* 36:176-182.

\*Predatory Bird Research Group. 1999. A population study of golden eagles in the Altamont Pass Wind Resource Area: Population trend analysis 1994-1997. National Renewable Energy Laboratory, Golden, CO.

\*Prevost, Y.A., R.P. Bancroft, and N.R. Seymour. 1978. Status of the osprey in Antigonish County, Nova Scotia. *Can. Field Nat.* 92:294-297.

\*Pruett-Jones, S., J. R. Newman, C. M. Newman, and J. R. Lindsay. 2005. Population growth of monk parakeets in Florida. *Florida Field Naturalist* 33:1-14.

Public Service Company of Colorado. 1973. Eagles and us. Newspaper advertisement. Denver Post, 28 January 1973. Denver, CO. Page 7.

Public Service Electric and Gas Company News. 1977. Ospreys nestle up to power lines. 5(1), p. 5. 15 November 1977. Newark, NJ.

Raevel, P. 1990. An eagle owl *Bubo bubo* killed by electrocution in the Nord department. Species status in the region. *Le Heron* 23:66, 71-75.

Raptor Protection Video Group. 2000. Raptors at Risk. Ft. Collins, CO.

Raptor Research Foundation. 1975. Resolution No. 2 [pertaining to cooperation between the power industry, conservation organizations, and Federal agencies in reducing raptor electrocutions on power lines]. Provo, UT. 1 p.

# Avian Power Line Interaction Committee

Raytheon Engineers and Constructors. 1994. Electric distribution systems engineering handbook. McGraw-Hill Energy Information Services Group. New York. 424 pp.

Real, J., J.M. Grande, S. Manosa, and J.A. Sanchez-Zapata. 2001. Causes of death in different areas for Bonelli's eagle *Hieraetus fasciatus* in Spain. *Bird Study* 48:221-228.

Real, J. and S. Manosa. 2001. Dispersal of juvenile and immature Bonelli's eagles in northeastern Spain. *J. Raptor Res.* 35:9-11.

Real, J., S. Manosa, G. Cheylan, P. Bayle, J.M. Cugnasse, J.A. Sanchez-Zapata, M.A. Sanchez, D. Carmona, E. Martinez, L. Rico, J. Codina, R. del Amo, and S. Elvira. 1999. A preliminary demographic approach to the decline in Spain and France. Pages 523-528 in B.U. Meyburg and R.D. Chancellor, eds. *Eagle Studies*. World Working Group on Birds of Prey and Owls. Berlin, Germany.

Rees, M.D. 1989. Andean condors released in an experiment to aid the California condor. *Endangered Species Tech. Bull.* 14:8-9.

Rhod Island Division of Fish and Wildlife. 1980. Osprey newsletter. No. 7. 3pp.

\*Richardson, G.H. 1972. Raptors and Power lines. U.S. For. Serv. Unpubl. rep. Salt Lake City, UT. 8pp.

\*Roberts, J. 2005. Pers. comm. Entergy Corp.

Romer, U. 1986. [Study of birds killed by a power line in West Germany from 1977-1980.] *Charadrius* 22: 133-134. (English Summary).

Roppe, J.A., and M.N. Nelson. 1982. Raptor use of nesting platforms: a case study. Unpubl. rep. Pacific Power and Light Co. [PacifiCorp], Portland OR. 2pp.

\*Roppe, J.A., S.M. Siegel, and S.E. Wilder. 1989. Prairie falcons nesting on transmission towers. *Condor* 91:711-712.

Roseberry, J.T., and J.A. Gill. 1974. Power transmission lines: an overview of problems, values, and potential for wildlife. *Northeast Fish and Wildl. Conf.* 3:67-71.

\*Rubolini, D., E. Bassi, G. Bogliani, P. Galeotti, and R. Garavaglia. 2001. Eagle Owl *Bubo bubo* and power line interactions in the Italian Alps. *Bird Conservation International* 11:319-324.

Rue, L.L., II. 1957. High-tension red-tails. *Audubon Mag.* 59:178-181.

Snyder, R.A. 1989. Diurnal raptors on the Lawrence site. U.S. International Biological Program, Grassland Biome Tech. Rep. No. 26. Colorado State Univ., Fort Collins. 16 pp.

Sarileer, R. 1975. Booby power line kides in new state eagles worldwide. Newspaper article. Idaho Statesman, Boise, ID. Sept 9, 1975.

Sarria, H.F. 1999. Potential risk of raptor electrocution on powerlines in Garraf Natural Park in Barcelona, Spain. University of Leeds. Leeds, England.

\*Sauer, J. R., J. E. Hines, and J. Fallon. 2004. The North American Breeding Bird Survey, Results and Analysis 1966 - 2003. Version 2004.I. USGS Patuxent Wildlife Research Center, Laurel, MD.

# Avian Power Line Interaction Committee

Saurola, P. 1978. Artificial nest construction in Europe. Pages 72-80 in T.A. Geer, ed. *Birds of Prey Management Techniques*. British Falconers' Club. Oxford, England.

\* \_\_\_\_\_. 1997. The osprey (*Pandion haliaetus*) and modern forestry: a review of population trends and their causes in Europe. *J. Raptor Research* 31:129-137.

Schmidt, E. 1973. Ecological effects of electrical lines and their poles and accessories on birds. *Beitr. Vogelkd.* 19:312-361.

Schmutz, J.K. and R.W. Fyfe. 1987. Migration and mortality of Alberta ferruginous hawks. *Condor* 89:169-174.

\* Schnell, J.H. 1980. Behavior and ecology of the black hawk (*Buteo calurus*) in Aravaio Canyon (Graham and Pinal Counties), Arizona. Fifth Progress Rep. U.S. Bur. Land Manage., Safford, AZ. 20pp.

\* \_\_\_\_\_. 1994. Common black hawk (*Buteo calurus*). In *The Birds of North America*, No. 122 (A. Poole and F. Gill, eds.). The Birds of North America, Inc., Philadelphia, Pa.

Schomberg, J.W. 2003. Development and evaluation of predictive models for managing golden eagle electrocutions. M.S. Thesis, Montana State Univ., Bozeman, MT. 98pp.

Schroeder, G.J., and D.R. Johnson. 1977. Productivity of northern Idaho osprey populations. Pages 199-203 in J.C. Ogden, ed. *Transactions of the North American Osprey Research Conference*. U.S. Dep. Inter., Nat. Park Serv., Williamsburg, VA.

Seibert, D.J., R.J. Oakleaf, J.W. Laughlin, and J.L. Page. 1976. Nesting ecology of golden eagles in Elko County, Nevada. U.S. Bur. Land. Mange. Tech. Note no. T/N-281. Denver, CO. 17pp.

\* Septon, G.A., J. Bielefeldt, T. Ellestad, J.B. Marks, and R.N. Rosenfield. 1996. Peregrine falcons: power plant nest structures and shoreline movements. Pages 145-153 in D.M. Bird, D.E. Varland, and J.J. Negro, eds. *Raptors in Human Landscapes: Adaptations to Built and Cultural Environments*. Academic Press, Inc. San Diego, CA.

Serr, E.M. 1976. The spring migration: northern Great Plains. *Amer. Birds* 30: 855-858.

Shank, C.C. 1988. Nesting platforms for ospreys on the Snare transmission line: update for 1985-1987. Northwest Terr. Dep. Renew. Res., Wildl. Mange. Div. Unpub. rep. Yellowknife, Northwest Territories, Canada. 16pp.

\* Sibley, D.A. 2000. *The Sibley Guide to Birds*. Alfred A. Knopf. New York.

Siegel, C. 2001. Safe nesting, protected power lines—use of alternate nesting platforms for raptors. Pages 125-137 in R.G. Carlton, ed. *Avian interactions with utility and communication structures: Proceedings of a workshop held in Charleston, South Carolina, December 2-3, 1999*. Electric Power Research Institute. Palo Alto, CA.

Simison, R.L. 1973. Some natural enemies join forces to curb electrocution of eagles. *Wall Street J.* 89:1, 12. 11 July 1973.

\* Singer, E. 2002. Birds collide with power lines. *Monterey County Herald*. Dec. 8, 2002.

# Avian Power Line Interaction Committee

\*Smallwood, J.A. and D.M. Bird. 2002. American kestrel (*Falco sparverius*). In *The Birds of North America*, No. 602 (A. Poole and F. Gill, eds.). The Birds of North America, Inc., Philadelphia, PA.

\*Smith, D.G. and D.H. Ellis. 1989. Snowy owl. Pages 97-105 in *Proc. Northeast raptor management symposium and workshop*. Natl. Wildl. Fed., Washington, D.C.

\*Smith, D.G. and J.P. Murphy. 1972. Unusual causes of raptor mortality. *Raptor Res.* 1:4-5.

\*Smith, G.W., and N.C. Nydegger. 1985. A spotlight line-transect method for surveying jack rabbits. *J. Wildl. Manage.* 49:679-702.

\*Smith, J.C. 1985. Perching and roosting patterns of raptors on power transmission towers in southeast Idaho and southwest Wyoming. *J. Raptor Res.* 19:135-138.

\*Snow, C. 1933. Golden eagle (*Haliaeetus chrysaetos*). U.S. Bur. Land Manage. Techn. Rep. No. T/N-239. Denver, CO. 52pp.

Snyder, N.F.R., and H.A. Snyder. 2002. California condor (*Condor californianus*). In *The Birds of North America*, No. 611 (A. Poole and F. Gill, eds.). The Birds of North America, Inc., Philadelphia, PA.

Snyder, N.F.R., and H.A. Snyder. 1975. Raptors in range habitat. Pages 190-209 in D.R. Smith, ed. *Proc. Symp. Management of Forest and Range Habitats for Non-game Birds*. U.S. For. Serv., Tucson, AZ.

\_\_\_\_ and \_\_\_\_\_. 2000. *The California Condor: A Saga of Natural History and Conservation*. Academic Press, San Diego, CA.

Soars, D. 1981. Inter-agency cooperation saves raptors. *Wildl. J.4:1*. (Wildl. Rehabilitation Council, Walnut Creek, California.)

Society for the Preservation of Birds of Prey. 1976. Eagle electrocution reduced. *Raptor Rep.* 4:13.

Solt, V. 1980. Raptor mortalities from power lines studies. *Fish and Wildl. News.* August-September 1980. Pages 2, 16.

\*Southern Engineering Company. 1996. Animal-caused outages. Rural Electric Research (RER) Project 94-5. Prepared for Rural Electric Research, National Rural Electric Cooperative Association, Arlington, VA.

Spitzer, P. and A. Poole. 1980. Coastal ospreys between New York and Boston: A decade of reproductive recovery 1969-1979. *American Birds* 34:234-241.

\*Stappeler, M. F., and E. H. Bucher. 1998. Monks hawk (*Micropodops monachus*). In *The Birds of North America*, No. 322 (A. Poole and F. Gill, eds.). The Birds of North America, Inc., Philadelphia, PA.

Stalmeier, L.W. 1977. Impacts of a 230 kV transmission line on great-plains wildlife. Master's Thesis. Colorado State Univ., Fort Collins.

\*\_\_\_\_\_, 1978. Effect of a new transmission line on wintering prairie raptors. *Condor* 80:444-446.

\_\_\_\_\_, 1979. Raptor use of nest boxes and platforms on transmission towers. *Wildl. Soc. Bull.* 7:59-62.

Stalmaster, M.V. 1987. *The bald eagle*. Universe Books, New York, NY.

# Avian Power Line Interaction Committee

\*State of Michigan. 2005. 2002 Wildlife disease summary. [www.michigan.gov](http://www.michigan.gov).

Steenhof, K. 1977. Management of wintering bald eagles. U.S. Fish and Wildl. Serv., Coloumbia, MO. 59pp.

\_\_\_\_\_, L. Bond, K.K. Bates, and L.L. Lepert. 2002. Trends in midwinter counts of bald eagles in the contiguous United States, 1986-2000. Bird Populations 6:21-33.

Steenhof, K., M. J. Koehert, and J. A. Roop. 1997. Nesting by raptors and common ravens on electrical transmission line towers. J. Wildl. Manage. 57:271-281.

Stephenson, J. 2001. Ecology and breeding biology of Lanner falcons in the eastern Cape Province, South Africa. M.S. Zoology Thesis, Rhodes University. Grahamstown, South Africa. 82pp.

Stephenson, J. E. 1991. Control of animal caused outages at transformer substations. Ontario-Hydro, Toronto, Ontario. 131pp.

\*Stewart, P.A. 1969. Movements, population fluctuations and mortality among great horned owls. Wilson Bull. 81:155-162.

Stocek, R.F. 1972. Occurrence of osprey on electric power lines in New Brunswick. New Brunswick Natur. 3:19-27.

\*\_\_\_\_\_. 1981. Bird related problems on electric power systems in Canada. Canadian Electrical Assoc. Unpubl. rep. Montreal, Canada. Contract NO. 110 T 210. 119pp.

Stone, C. P. 1979. Use of cable in ferruginous hawk (*Buteo regalis*) nest. J. Raptor Research 13:47.

Stone, W. 1937. Birds of Old Cape May. Delaware Valley Ornithological Club, Philadelphia, PA. 520pp.

Stoner, E.A. 1934. Golden eagle electrocuted. Oologist 51:12.

\_\_\_\_\_. 1939. Western red-tailed hawk nests on high voltage tower. Condor 41: 215.

\_\_\_\_\_. 1940. Golden eagle electrocuted near Dixon, California. Gull 22:48.

Stoner, W., R. C. Anderson, and J.M. Papp. 1996. Red-tailed hawks nesting on human-made and natural structures in southeast Wisconsin. Pages 77-86 in D.M. Bird, D.E. Varland, and J.J. Negro, eds. Raptors in Human Landscapes: Adaptations to Built and Cultivated Environments. Academic Press, Inc. San Diego, CA.

\*Stoychev, S. 2005. Pers. comm. BSPB/ BirdLife Bulgaria.

Stuebner, S. 2002. Cool north wind: Morley Nelson's life with birds of prey. Caxton Press. Caldwell, ID.

\*Swartz, J. 2004. Pers. comm. Florida Fish and Wildlife Conservation Commission.

Sweeney, S.J., P.T. Redig, and H.B. Tordoff. 1997. Morbidity, survival and productivity of rehabilitated peregrine falcons in the upper midwestern U.S. J. Raptor Res. 31:347-352.

\*Switzer, F. 1977. Saskatchewan power's experience. Blue Jay 35:259-260.

\*Tarboton, W.R., and D.G. Allan. 1984. The status and conservation of birds of prey in the Transvaal. Tvl. Mus. Monogr. No. 3. Transvall Museum, Pretoria, South Africa.

# Avian Power Line Interaction Committee

Texas Parks and Wildlife Department. 2002. Northern Aplomado Falcon. Leaflet. Austin, TX.

Thomas Reed Associates. 1980. Biological assessment for endangered species: Cottonwood-Elverta #3 transmission line rehabilitation project, Shasta, Tehama, and Butte Counties, California. Unpubl. rep. prepared for Western Area Power Administration, Sacramento, CA. 32pp.

Thompson, L.S. 1971. Transmission line wire strikes: mitigation through engineering design and habitat modification. Pages 27-52 in M.L. Avery, ed. Impacts of Transmission Lines on Bird Flight. U.S. Fish and Wildl. Serv., Biol. Serv. Program, Washington, D.C.

\*Tigner, J.R., M.W. Call, and M.N. Kochert. 1996. Effectiveness of artificial nesting structures for ferruginous hawks in Wyoming. Pages 137-144 in D.M. Bird, D.L. Varland, and J.J. Negro, ed. Raptor in Human Landscapes: Adaptations to Built and Cultivated Environments. Academic Press, Inc. San Diego, CA.

Tillman, F.A., A.C. Genoni, J.R. Lindsay, C.R. Newman, M.L. Avery. 2004. Evaluation of trapping to reduce monk parakeet populations at electric utility facilities. Pages 126-129 in R. M. Timm and W. P. Gorenzel, eds. Proc. 21<sup>st</sup> Vertebr. Pest Conf. Univ. of Calif., Davis. 2004.

Tishendorf, J., J.E. Brown, K. Hepworth, and E. Wiland. 1995. Raptor electrocutions on the Pawnee National Grasslands. Colorado Field Ornithol. J. 29:11-12.

\*Toner, T., and R. Bancroft. 1986. Osprey nesting on transmission lines. I. Nest relocation manual. II. Nest relocation research report. Canadian Electr. Assoc., Montreal. 97pp.

Turek, F.J. 1960. On damage by birds to power and communication line. Bird Study 7: 231-236.

\*Turner, J. 1971. Eagles: vanishing Americans? Sierra Club Bull. 56:14-19.

U.S. Bureau of Land Management (BLM). 1971a. Raptor losses on power lines. Agency memorandum from the State Director, Wyoming, to the Director, Denver Service Center, dated 20 October 1971. 3pp.

\_\_\_\_\_. 1971b. Raptor mortality assessment. Agency memorandum from the Director, Denver Service Center, to all BLM State Directors, dated 19 October 1971. 7pp.

\_\_\_\_\_. 1974a. Raptor loss coordination meeting. Agency memorandum from State Director, Oregon, to the Director, Washington, D.C., dated 2 May 1974. 8pp.

\_\_\_\_\_. 1974b. Possession of dead eagles. Agency memorandum from the State Director, Oregon, to the Director, Washington, D.C., dated 19 July 1974. 2pp.

\_\_\_\_\_. 1974c. Information on guidelines for power line routing to benefit raptors. Agency memorandum from the State Director, New Mexico, to the Director, dated 12 August 1974. 3pp.

\_\_\_\_\_. 1974d. Power line construction and modifications to prevent raptor losses through electrocution. Agency memorandum from the State Director, Oregon, to the District Managers in that State, Dated 13 August 1974. 3pp.

\_\_\_\_\_. 1974e. Study of influence of power transmission lines upon birds of prey habitat. Appendix F (pages 333-343). Greenlee County, Arizona to El Paso, Texas, 345-kV transmission Line Final Environmental Impact Statement. New Mexico State Office, Albuquerque.

# Avian Power Line Interaction Committee



\_\_\_\_\_. 1975. Power line rights-of-way and bird electrocutions: interim guidelines. Agency memorandum from the State Director, Wyoming, to the Director, Washington, D.C., dated 21 January 1975. 2pp.

\_\_\_\_\_. 1976a. Raptor protection on power lines. Agency memorandum from the Associate Director, Washington, D.C., to all BLM Field Officials, dated January 23, 1976. 3pp.

\_\_\_\_\_. 1976b. "Suggested Practices for Raptor Protection on Power Lines." Agency memorandum from the Associate Director, Washington, D.C., to all BLM Field Officials, dated 23 January 1976. 3pp.

\_\_\_\_\_. 1979a. Guidelines for prevention of raptor electrocution on power lines. BLM Manual, Arizona Supplement, Phoenix, AZ. 116pp.

\_\_\_\_\_. 1979b. Power line construction—raptor protection. Agency memorandum from State Director, Colorado, to the Director, Washington, D.C., dated 22 March 1979. 2pp.

\_\_\_\_\_. 1979c. Transmission line impact paper. Unpubl. rep. Denver Planning Institute, Riverside, CA. 12pp.

\_\_\_\_\_. 1980. Snake River Birds of Prey Area Research Project Ann. Rep. Boise, ID. 47pp.

\*U.S. Fish and Wildlife Service (USFWS). 1972. Eagle electrocution problems. Agency memorandum, from the Acting Deputy Director of the Bureau of Sport Fisheries and Wildl. to the Director of the Bureau of Land Management (BLM), dated 28 February 1972. 7pp.

\_\_\_\_\_. 1974. [Reno Raptor electrocution workshop.] Letter from Portland Regional Office to the BLM, dated 30 August 1974.

\*\_\_\_\_\_. 1975a. Eagle studies helping to prevent electrocution of eagles in Nevada. Agency news release. Portland, OR. 13 January 1975. 3pp.

\_\_\_\_\_. 1975b. [Collection of eagle carcasses.] Letter from the Acting regional Director (Denver, Colorado) to the Colorado State Director of the U.S. BLM, dated 31 January 1975. 2pp.

\_\_\_\_\_. 1980a. Eagle electrocutions monitoring program. Agency memorandum from Raptor Biologist and Team Leader, Endangered Species Team, to Area Manager, Salt Lake City, Utah, dated 6 February 1980. 3pp.

\_\_\_\_\_. 1980b. Eagle electrocution study in Utah. Agency memorandum from Area Manager, Salt Lake City, Utah, to Regional Director, Portland, Oregon, dated 15 December 1980. 5pp.

\_\_\_\_\_. 1980c. Raptor Mortality data for Utah. July 1, 1979 to May 5, 1980. Unpubl. table. Salt Lake City, UT. 1pp.

\_\_\_\_\_. 1981. Eagle electrocutions—power line surveys. Agency memorandum from the State Supervision to the Area Manager, Boise, ID. Dated 16 January, 1981. 2pp.

\_\_\_\_\_. 1982. Pacific Coast Recovery Plan for the American Peregrine falcon. Approved 12 October 1982. Washington, D.C. Unpubl. rep. 122pp.

\_\_\_\_\_. 1983. Northern states bald eagle recovery plan. U.S. Fish and Wildl. Serv., Washington, D.C. unpubl. rep. 122pp.

# Avian Power Line Interaction Committee

\_\_\_\_\_. 1988. Re: eagle and raptor electrocutions. Letter from C. Vaughn, Jr., Special Agent to all public power suppliers of electricity operating in Nebraska, dated 28 June 1988. Omaha, NE. 4pp.

\_\_\_\_\_. 1989. Activity report—Endangered Species research program. February 1989. Southwest Res. Group, Patuxent Wildl. Res. Cent. Unpubl. rep. Ventura, CA. 4pp.

\*\_\_\_\_\_. 2002. Migratory bird mortality: major human-caused threats affect our bird populations. USFWS Dir. Migr. Bird Mgmt. Arlington, VA.

\*\_\_\_\_\_. 2003. Migratory bird permit memorandum. April 15, 2003. Washington, D.C.

\_\_\_\_\_. 2005. Draft list of bird species to which the Migratory Bird Treaty Act does not apply. Fed. Reg. 70:372-377.

\*USFWS/Alaska. 2003. Unpubl. data.

\*USFWS/Nebraska. 2005. Unpubl. data.

\*U.S. Geological Survey (USGS). 2003. Nesting osprey use of electric distribution poles in the Willamette Valley, Oregon: an assessment of post-management practices and electrocution rates.

<http://fresc.usgs.gov>.

U.S. Interior Board of Land Appeals. 1984. [Lower Valley Power & Light, Inc., decision (IBLA 3-755) dated August 22, 1984, concerning denial of a powerline right-of-way application on the Snake River in Wyoming.] U.S. Int. Board of Land Appeals. Unpubl. rep. Arlington, VA. 82 Ibla: 216-225.

\*U.S. Rural Electrification Administration (REA). 1972. Power line contacts by eagles and other large birds. U.S. Dept. of Agric. REA Bulletin 6I-10. 27 March 1972. 6pp.

\_\_\_\_\_. 1974. Raptor electrocution. Letter to Bureau of Land Management dated 5 July 1974. 5pp.

\*\_\_\_\_\_. 1979. Powerline contacts by eagles and other large birds. REA Bulletin 6I-10.

U.S. Rural Utilities Service (RUS). 2001. Summary of Items of Engineering Interest—RUS guidelines and approval for use of distribution steel poles (Version 6). USDA, Washington D.C. 6pp.

Väli, U and J. Luumäe. 2000. The greater spotted eagle and its conservation in Estonia. *Hirundo Supplement* 3:1-50.

van Bael, S. and S. Pruett-Jones. 1996. Exponential population growth of monk parakeets in the United States. *Wilson Bull.* 108:584-588.

van Daele, J.J. 1980. Osprey and power poles in Idaho. Pages 107-112 in R.P.

Loward and J. Core, eds. Proc. of a Workshop on Raptors and Energy Developments. Idaho Chapter, The Wildl. Soc., Boise, ID.

\_\_\_\_\_, E.L., H.A. van Daele, and D.R. Johnson. 1992. Status and management of ospreys nesting in Long Valley, Idaho. U.S. Water and Power Res. Serv., Boise, ID and Univ. of Idaho, Moscow. 49pp.

\*Vanderburgh, D.C. 1993. Manitoba Hydro accommodates osprey activity. *Blue Jay* 52:173-177.

van Rooyen, C. 2000a. Raptor mortality on powerlines in South Africa. Pages 739-750 in R.D. Chancellor and B.U. Meyburg, eds. *Raptors at Risk: Proc. V World Conference on Birds of Prey and Owls*. Midrand, Johannesburg, South Africa. 4-II August 1998. Hancock House. Berlin, Germany.

# Avian Power Line Interaction Committee

# Avian Power Line Interaction Committee

\_\_\_\_\_. 2000b. Vulture electrocutions: still a problem? *Vulture News* 43:3-4.

\* \_\_\_\_\_. 2005. Pers. comm. Endangered Wildlife Trust, South Africa.

\* \_\_\_\_\_. 2005. Unpubl. data. Endangered Wildlife Trust, South Africa.

\_\_\_\_\_, R. Kruger, P.A. Nelson, and C.A. Fedorsky. 1998. The Eskom/EPWP strategic partnership: the South African approach towards the management of wildlife/utility interactions. Pages 1-15. 1998 EEI Natural Resources/Biologist National Workshop, March 22-25. Public Service Company of New Mexico, Albuquerque, NM.

\* van Rooyen, C., and J. van der Merwe. 2004. Large raptors as a potential source of faulting on high voltage lines in South Africa. Abstract, Environmental Concerns in Rights-of-Way Management, 4th International Symp., 12-16 Sept. 2004, Saratoga Springs, NY.

\* van Rooyen, C. and P. Taylor. 2001. Bird streamers as probable cause of raptor electrocutions in South Africa. Pages 217-204. *in* R.G. Carlson, ed. Avian interaction with utility and communication structures. Proceedings of a workshop held in Charleston, South Carolina, December 2-3, 1999. Electric Power Research Institute, Palo Alto, CA.

\* van Rooyen, C., H. Vosloo, and R. Harness. 2003. Watch the birdie! *IEEE Industry Applications Magazine*. Sept/Oct 2003:55-60.

Varland, D.E., E.E. Klaas, and T.M. Loughlin. 1993. Use of habitat and perches, causes of mortality and time until dispersal in post-fledging American kestrels. *J. Field Ornithol.* 64:169-178.

\* Voights, D. 2005. Pers. comm. Progress Energy.

\* Vosloo, H. and C. van Rooyen. 2001. Guarding against bird outages. *Transmission and Distribution World*. April, 2001.

\* Vosloo, H., C. van Rooyen, and R.E. Harness. 2002. Eliminating bird streamers as a cause of faulting on transmission lines. Proc. Rural Electric Power Conference. Institute of Electrical and Electronics Engineers, New York, NY.

Walker, L., and M. Walker. 1940. Headlines on eagles. *Nature Mag.* 33: 321-323.

\* Walters, M. 2005. Pers. comm. Puget Sound Energy.

Watson, J.W. 2003. Migration and winter ranges of ferruginous hawks from Washington. Final Report. Washington Dept. Fish and Wildlife, Olympia, WA.

\* Watts, B.D., M.A. Byrd, and M.U. Watts. 2004. Status and distribution of breeding ospreys in the Chesapeake Bay: 1995-96. *J. Raptor Res.* 39: 47-54.

\* Wayland, M., K. Wilson, J.E. Elliott, M.J.R. Miller, T. Bollinger, M. McAide, K. Langelier, J. Keating, and J.M.W. Froese. 2003. Mortality, morbidity, and lead poisoning of eagles in western Canada, 1986-98. *J. Raptor Res.* 37:8-18.

\* Wendell, M.D., J.M. Sleeman, and G. Kratz. 2002. Retrospective study of morbidity and mortality of raptors admitted to Colorado State University Veterinary Teaching Hospital during 1995 to 1998. *J. Wildl. Diseases* 38:101-106.

Wertz, H.J., J.E. Brown, and A.L. Kinyon. 1971. Simulation of EHV transmission line flashovers initiated by bird excretion. IEEE Transactions on Power Apparatus and Systems (PAS). PAS-90: 1627-1630.

\* West, H.J., J.E. Brown, and A.L. Kinyon. 1971. Simulation of EHV transmission line flashovers initiated by bird excretion. IEEE Transactions on Power Apparatus and Systems (PAS). PAS-90: 1627-1630.

Wheeler, W.L. 1979. Ecology and status of Harris' hawk (*Parabuteo unicinctus*) in Arizona. Master's Thesis. Univ. of Arizona, Tucson. 119pp.

\* \_\_\_\_\_. 1986. Population ecology of Harris' hawk in Arizona. J. Raptor Res. 20:1-15.

\* Wheeler, B.K. 2003. Raptors of western North America. Princeton University Press. Princeton, NJ.

\* White, C.M. 1974. Current problems and techniques in raptor management and conservation. North Am. Wildl. and Nat. Res. Com. 29:301-311.

\_\_\_\_\_, and D.A. Boyce. 1977. Notes on the mountain caracara (*Falco genus neogaleatus*) in the Argentine Puna. Wilson Bull. 99:283-284.

\* White, C.M., N.J. Clum, T.J. Cade, and W.G. Hunt. 2002. Peregrine falcon (*Falco peregrinus*). In The Birds of North America, No. 660 (A. Poole and F. Gill, eds.). The Birds of North America, Inc., Philadelphia, PA.

\* Wilcove, D.S., D. Rothstein, J. Dubow, A. Phillips and E. Losos. 1998. Quantifying threats to imperiled species in the United States. Bioscience 48:607-615.

Wilcox, J.R. 1979. Florida Power and Light Company and endangered species: examples of coexistence. Pages 451-454 in The Mitigation Symposium: a National Workshop on Mitigating Losses of Fish and Wildlife Habitats. U.S. For. Serv., Rocky Mountain Forest and Range Exp. Station, Fort Collins, CO. General Tech. Rep. RM-65.

Wilder, S.E. 1981. Jim Bridger 345-kV line raptor use study. Unpubl. rep. Pacific Power and Light Co. [Pacific Corp.] Portland, OR. 21pp.

Willard, D.E., and B.J. Willard. 1978. The interaction between some human obstacles and birds. Environ. Manage. 2:331-340.

Williams, R.D., and E.W. Colson. 1989. Raptor associations with linear rights-of-way. Pages 173-192 in B.G. Pendleton, ed. Proc. Western Raptor Management Symp. Natl. Wildl. Fed. Scientific and Tech. Series No. 2. Washington, D.C.

Williams, T. 2000. Zapped! Audubon Jan/Feb 2000: 32-44.

Wisconsin Dept. of Natural Resources. 2003. Wisconsin bald eagle and osprey surveys, 2000. Unpubl. report. 8 pp.

Witt, J. W. 1996. Long-term population monitoring of osprey along the Umpqua River in western Oregon. J. Raptor Research 30:62-69.

Wood, P.B., D.A. Buehler, and M.A. Byrd. 1990. Bald eagle. Pages 13-21 in B.G. Pendleton, ed. Proc. of the Southeast Raptor Management Symposium and Workshop. Natl. Wildl. Fed. Sci. and Tech. Series. No 14. Washington, D.C.

# Avian Power Line Interaction Committee

Woodbridge, B. and M. Garrett. 1993. Abstract: electrocution mortality of golden and bald eagles in an area of high prey concentration. *J. Raptor Res.* 27:85.

\*Work, T.M. and J. Hale. 1996. Causes of owl mortality in Hawaii, 1992 to 1994. *J. Wildlife Diseases* 32:266-273.

World Working Group on Birds of Prey and Owls. 1991. Newsletter of the World Working Group on Birds of Prey and Owls. Newsletter No. 4, June 1991. B.U. Meuburg, ed. Hebertstr. No. 1, D-1000 Berlin 33, Germany. 24pp.

Wrakestraw, G.F. 1973. 1973 Wyoming bald and golden eagle survey. *Amer. Birds* 27:716-718.

\*Yager, L. 1978. Factors affecting reproduction of ospreys. New York Dep. Environ. Conserv., Div. Wildl. Unpubl. rep. Albany. 3 pp.

\*Yahner, R. H., R. J. Hutnik and S.A. Liscinsky. 2002. Bird populations associated with an electric transmission rights-of-way. *J. Avian Biol.* 8:123-128.

Yeagout, D.L. 1991. Electrocution and high wire accidents in birds. Pages 43-54 in Proc. 1990 International Wildlife Rehabilitation Council Conference. International Wildlife Rehabilitation Council, Oakland, CA.

Yoakum, J., W.P. Dasmann, H.R. Sanderson, C.M. Nixon, and H.S. Crawford. 1980. Habitat improvement techniques. Pages 329-410 in S.D. Schemnitz, ed. *Wildlife Management Techniques Manual*, 4th Edition. Wildl. Soc., Inc., Washington, D.C.

Young, D.P., R.E. Good, C.E. Derby, W.P. Erickson, and J.P. Eddy. 2004. Mountain plover (*Charadrius montanus*) surveys, Foote Creek Rim wind plant, Carbon County, Wyoming. Unpubl. report prepared by Western Ecosystem Technology, Inc. for Pacific Power and SeaWest Windpower. Cheyenne, WY.

Young, L.S. and K.A. Engel. 1988. Implications of communal roosting by common ravens to operation and maintenance of Pacific Power and Light Company's Malin to Midpoint 500 kV transmission line. U.S. Dept. Interior, Bureau Land Mgmt., Boise, ID.

Zimmerman, D.R. 1975. Bald eagle bicentennial blues. *Natur. Hist.* 85: 8-16.

Zitney, G.R., and G.L. Boyle. 1976. Vegetation and wildlife survey, Sonora Area Distribution Project. Prepared for Pacific Gas and Electric Co., San Francisco, California, by Biosystems Associates, Larkspur, CA. 94pp.

# Avian Power Line Interaction Committee

# Avian Power Line

THIS PAGE INTENTIONALLY LEFT BLANK

# Interaction Committee



## APPENDIX B

## Early History of Agency Action

# Avian Power Line Interaction Committee

Chapter 2 provides a brief history of the initial agency and industry response to the raptor electrocution problems identified after a systematic campaign to kill eagles was uncovered in the early 1970s. This Appendix provides additional detail for those interested in the process and people involved in this first cooperative response.

In May 1971, the carcasses of 11 bald eagles (*Haliaeetus leucocephalus*) and four golden eagles (*Aquila chrysaetos*) were discovered in Jackson Canyon, near Casper, Wyoming, a traditional rangeland place for both species. The total eventually reached 24 birds. External examinations revealed no gunshot wounds, and there were no power lines in the area on which the birds could have been electrocuted. It was determined that several eagle carcasses had been laced with thallium sulfate (then a widely used predator control poison), and left as bait.

Surveys in Wyoming and Colorado uncovered a major shooting campaign. During August 1971, a Wyoming helicopter pilot told the Senate Environmental Appropriations Subcommittee that he had piloted several eagle hunts in the preceding seven months where roughly 560 eagles were killed. The shooting was commissioned by the father-in-law of the sheep rancher who had poisoned the eagles in Jackson Canyon. Revised testimony by the helicopter pilot set the estimate of eagle kills at nearly 800, and implicated at least 12 other Wyoming ranching companies. During the surveys in Wyoming and Colorado,

more than 300 eagles were found dead near power lines (Turner 1971; Laycock 1973).

When the Jackson Canyon, Wyoming, incident and subsequent investigation revealed a close connection between raptor deaths and power lines, individuals, agencies, and concerned groups collaborated to study the problem and begin corrective action. On 19 January 1972, agency representatives met in Washington, D.C. to discuss the electrocution problem (U.S. Fish and Wildlife Service 1972). Agencies included the Rural Electrification Administration (REA; now the Rural Utilities Service), U.S. Forest Service (USFS), Bureau of Land Management (BLM), the U.S. Fish and Wildlife Service (USFWS), National Park Service (NPS), and Bureau of Indian Affairs (BIA). The USFWS coordinated the search for lethal lines, while the REA began developing line modifications to minimize eagle electrocutions.

In January 1972, Robert K. Turner, Rocky Mountain Regional Representative of the National Audubon Society, wrote to Thomas Riley of the Pacific Gas and Electric Company drawing attention to the raptor electrocutions in Colorado and Wyoming (R. Turner,

National Audubon Society, pers. comm. in APLIC 1996). The letter, forwarded to Richards S. Thorsell of the Edison Electric Institute (EEI)<sup>33</sup> in New York City, became the impetus for utility company participation, fund-raising, and publications aimed at decreasing power line hazards to eagles.

Thorsell coordinated representatives from a group of western utilities<sup>34</sup> to assess the problem. They determined that grounding practices of 4 kV- to 69 kV-distribution lines (along with certain configurations of transformer bank fused cutouts, lightning arresters, and conductor phase spacings) could be a substantial cause of raptor deaths. Engineering solutions were then to be developed in a cooperative public/private effort to help solve the problem of raptor electrocutions.

On 6 April 1972, EEI hosted a meeting in Denver, Colorado, the first of several workshops on eagle electrocutions and their relationship to power outages and other related issues (Olendorf 1972c). It was attended by representatives of western power companies, the REA staff, and federal wildlife agencies and conservation organizations.<sup>35</sup> Three concrete actions resulted:

1. The participants agreed to seek and implement power line modifications and restrictions that would be biologically and economically feasible and that would reduce raptor electrocutions.
2. A raptor mortality reporting system was established, to be administered by the USFWS.
3. Participants would document modifications with drawings and suggestions that could be used by private and public entities.

The REA, an agency of the U.S. Department of Agriculture, lends money to cooperatives that supply electricity primarily to customers in rural areas. As part of loan conditions, the REA sets minimum standards for power line design. Even before the Denver meeting, it had been determined that older three-phase and single-phase power lines presented the most serious electrocution problems for eagles. REA Bulletin 6I-10, *Powerline Contacts by Eagles and Other Large Birds*, describes causes of raptor electrocutions resulting from certain grounding practices and conductor spacing (U.S. REA 1972). The bulletin included suggestions on how member companies could correct existing problem lines or design new lines that would be safe for eagles.

The USFWS raptor electrocution reporting system was instituted in 1973.<sup>36</sup> About 200 eagle carcasses and skeletons were found between 1969 and 1972. Subsequently, the number of reported eagle mortalities along power lines dropped to 123 in 1973, 88 in 1974, and 65 in 1975. No conclusions can be drawn from these figures, however, because other variables were involved that affect the reliability of the data. For example, during the same period, mid-winter golden eagle populations declined in response to a deep jackable population of line one to two years earlier. The number of golden eagles electrocuted in Idaho declined during those years (Kochert 1980) when fewer golden eagles fledged. Additionally, reporting system figures are contradicted by findings of substantial numbers of eagle mortalities along power lines in some western states (Benson 1981; PacificCorp, unpubl. data; Idaho Power, unpubl. data).

<sup>33</sup> Now located in Washington, D.C., EEI is an association of investor-owned electric utility companies in the United States and provides a committee structure and coordination for the industry.

<sup>34</sup> Including Idaho Power Company, Pacific Gas and Electric Company, Public Service Company of Colorado, Tucson Gas & Electric, Pacific Power and Light Company and Utah Power & Light Company (both currently PacifiCorp).

<sup>35</sup> Including Colorado Division of Wildlife, National Audubon Society, National Wildlife Federation, and USFWS.

<sup>36</sup> The USFWS reporting system of the 1970s is no longer in effect, although an internet-based reporting system has been recently developed by USFWS (see APP Guidelines, Appendix C).





APPENDIX C

# Avian Protection Plan Guidelines

# Avian Power Line Interaction Committee

Avian Protection Plan Guidelines (Guidelines) were developed by the Avian Power Line Interaction Committee (APLIC) and the U.S. Fish and Wildlife Service (USFWS) in 2005. This appendix contains excerpts from the Guidelines. To download the Guidelines in its entirety, see [www.aplic.org](http://www.aplic.org) or [www.fws.gov](http://www.fws.gov).

The following appendix provides guidance for implementation of each of the Avian Protection Plan (APP) principles listed below:

- 1. Corporate Policy
- 2. Training
- 3. Permit Compliance
- 4. Construction Design Standards
- 5. Nest Management
- 6. Avian Reporting System
- 7. Risk Assessment Methodology
- 8. Mortality Reduction Measures
- 9. Avian Enhancement Options
- 10. Quality Control
- 11. Public Awareness
- 12. Key Resources

**1. CORPORATE POLICY**

The following is an example of a utility Bird Management Policy.

**EXAMPLE 1: Bird Management Policy.**

**[Company] Bird Management Policy**

Bird interactions with power lines may cause bird injuries and mortalities, which, in turn, may result in outages, violations of bird protection laws, grass and forest fires, or raise concerns by employees, resource agencies and the public.

This policy is intended to ensure compliance with legal requirements while improving distribution system reliability. [Company] management and employees are responsible for managing bird interactions with power lines and are committed to reducing the detrimental effects of these interactions.

To fulfill this commitment, [Company] will:

- Implement and comply with its comprehensive Avian Protection Plan (APP).
- Ensure its actions comply with applicable laws, regulations, permits, and APP procedures.
- Document bird mortalities, problem poles and lines, and problem nests. Provide information, resources, and training to improve its employees' knowledge and awareness of the APP.
- Construct all new or rebuilt facilities in rural areas (outside city limits or beyond residential/commercial developments) and in areas of known raptor use, where appropriate, to [Company] avian-safe standards. Retrofit or modify power poles where a protected bird has died. Modifications will be in accordance with APP procedures.
- Participate with public and private organizations in programs and research to reduce detrimental effects of bird interactions with power lines.

[Company] customer service and regulatory compliance will be enhanced and risk to migratory birds will be reduced through the proactive and innovative resolutions of bird power line interactions guided by this policy.

Signature \_\_\_\_\_ Date \_\_\_\_\_

Avian Power Line Interaction Committee

## 2. TRAINING

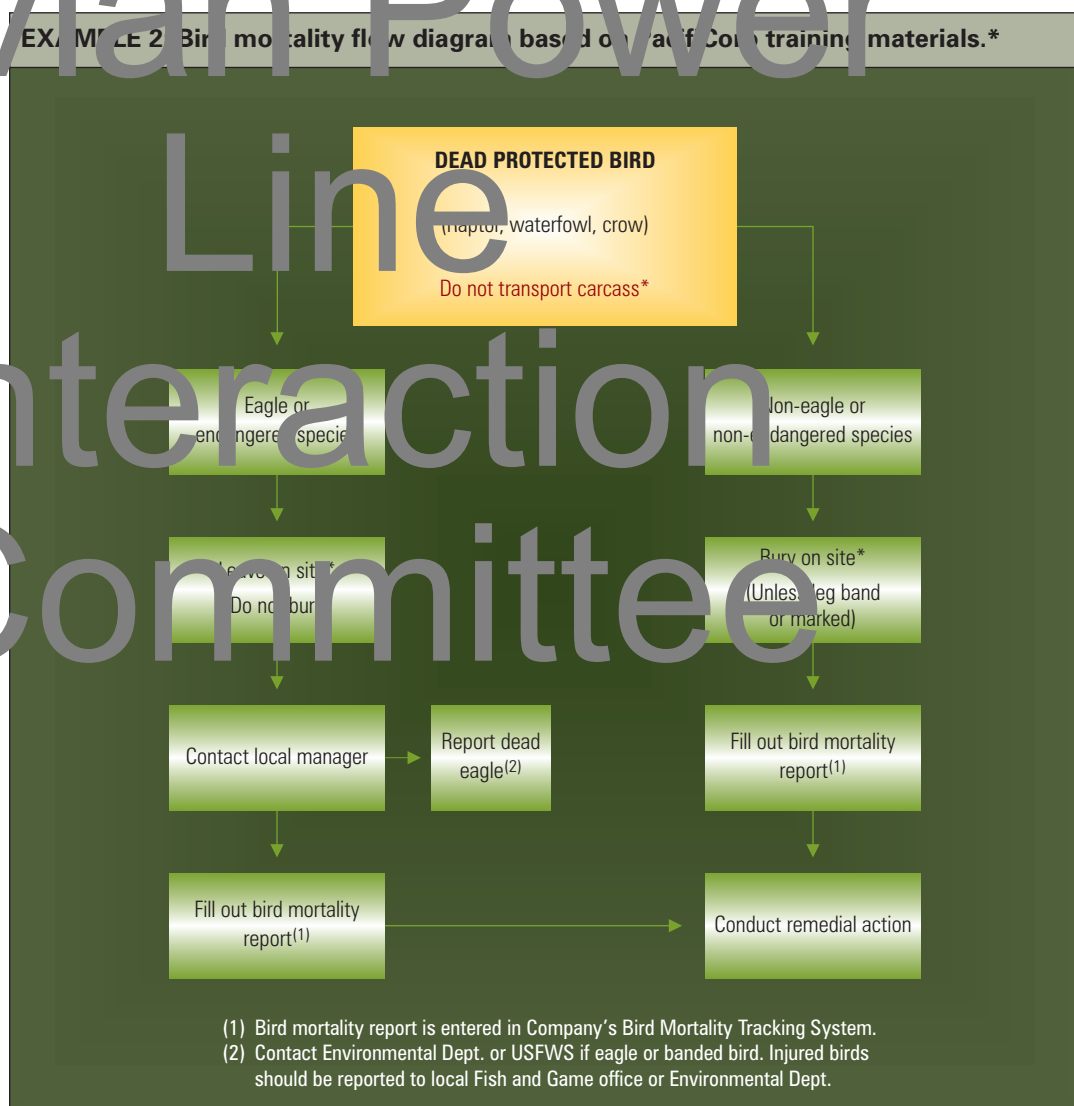
Training is an integral component of an APP. Workshops and short courses on avian/power line interactions are provided by APLIC ([www.aplic.org](http://www.aplic.org)) and the Edison Electric Institute (EEI, [www.eei.org](http://www.eei.org)). A two-hour overview of avian electrocutions and collisions intended for training use is also available through the APLIC website as part of the APP “tool box.”

The following are examples of PacifiCorp and Southern California Edison employee training materials, including:

- Flow diagrams of company procedures for bird and nest management that can be distributed to field personnel as part of employee training.
- A brochure describing electrocution and nest issues and company raptor protection procedures.
- A brochure describing nest management procedures and protection.

# Avian Power Line Interaction Committee

EXAMPLE 2 Bird mortality flow diagram based on PacifiCorp training materials.\*



\* Individual utility permits may contain different conditions regarding transport or salvage of protected species.

**EXAMPLE 3: Nest management flow diagram based on PacifiCorp training materials.\***



\* Individual utility permits may contain different conditions regarding nest management of protected species.

EXAMPLE 4: "Raptor Protection Program" brochure, Southern California Edison.



**RAPTOR PROTECTION PROGRAM**



### Raptor Protection Program Goals

Raptors, or birds of prey, are meat-eating birds that include the hawks, eagles, and owls. Most species of raptors are protected under one or more laws and/or regulations.

Edison's Raptor Protection Program is designed to:

1. Reduce impact to raptors
2. Ensure compliance with state and federal laws and rules and regulations protecting these species.
3. Gather and provide information from operating divisions within Edison to Environmental Affairs on facility-caused electrocutions. This information will assist Environmental Affairs in responding to regulatory agency inquiries and provide informed responses to concerns expressed by the public.
4. Assist Company field personnel in identifying problem areas where raptor protection may be required. Selectively identify and install cost-effective raptor protection devices to ensure Company compliance with existing laws and regulations.
5. Help identify and isolate where bird-caused outages occur so that they can be minimized, providing high quality service to our customers.



Avian Power  
Line  
Interaction  
Committee

EXAMPLE 4: "Raptor Protection Program" brochure, Southern California Edison. (cont.)

**Raptor Protection** \_\_\_\_\_

**Electrocutions**

Raptors often perch or nest on transmission or distribution towers or poles. Occasionally, the birds will make accidental contact between phases or phase and ground, causing harm to or electrocuting the bird. These electrocutions are most common at distribution or subtransmission facilities where energized conductors are close together.

The number of electrocutions can be decreased by either designing the line to minimize contact between phases, or by retrofitting existing lines where necessary with a protective device that prevents this contact. Studies have demonstrated that raptors prefer certain poles for nesting and perching. By identifying preferred poles, we can modify them, and thus greatly diminish the potential for raptor electrocutions in a cost-effective manner.



**Nest Protection**

In the absence of other suitable nest sites, raptors often use transmission towers and distribution poles for nesting. State and federal laws and regulations protect these nests from removal at certain times of the year without necessary permits. It is important that nests not be disturbed when eggs or young birds are in them.

**Raptor Protection Program Procedures** \_\_\_\_\_

1. All incidents of facility-related raptor mortality should be reported to your supervisor. You should then fill out the raptor mortality report form available in all district offices or from your supervisor. The completed form should be sent to Environmental Affairs in the General Office.
2. From February through June, nests should not be removed or disturbed. Under no circumstances should known eagle nests be disturbed at any time of the year.
3. If a nest is discovered during this February–June period that presents a hazardous situation for the continued safe operation of the line, try to trim the nest rather than remove it. If a nest must be removed, call Environmental Affairs. Environmental Affairs permits or obtains the necessary permits for removing nests. If at any time you have questions regarding these procedures, please discuss them with your supervisor or call Environmental Affairs, Dan Pearson at PAX 29562, or Janet Baas at PAX 29541.



Avian Power Line Interaction Committee

EXAMPLE 5: "Protection of Breeding Bird Nest Sites" brochure, Southern California Edison.

# Avian Power Line Interaction Committee

## What to Do if You Are Working in Sensitive Areas or Find an Active Nest

- Avoid tree or shrub trimming to the extent feasible during the nesting season, especially in sensitive areas (riparian, or sage scrub habitats).
- Limit noise during the nesting season to the extent feasible by turning off equipment when not in use and/or using equipment with mufflers.
- If a nest is found, carefully determine if the nest is active, that is, if it contains eggs or young. Do not touch the nest or its contents.
- If young are inadvertently knocked out of a nest or are found on the ground after trimming call Environmental Affairs (EA) immediately. If the young are small and the nest can be found and is intact, the young may be carefully replaced in the nest (using gloves). If the young are large and active or the nest can not be found or is not intact, the young should be protected and kept warm, if possible. EA will contact a rehabilitation expert for pick up.
- CONTACT EA IF YOU MUST WORK IN A SENSITIVE AREA DURING THE NESTING SEASON OR ENCOUNTER AN ACTIVE NEST THAT MUST BE REMOVED, TRIMMED, OR MAY BE DISTURBED BY VEGETATION CLEARING ACTIVITIES OR TO PROTECT PUBLIC HEALTH AND SAFETY. Note: eagle nests may never be removed or relocated at any time of year without clearance from the US Fish and Wildlife Service and the California Department of Fish and Game. Contact EA if it is necessary to handle an eagle nest in any way.

## What to Do if You Have Questions

If you have any questions, such as whether or not you are working in a sensitive area, if there is the potential for sensitive species to be nesting where you will be working, or you find an active nest but while you are working, contact your supervisor (first) or the following EA personnel:

Tracy Alsdorok FAX 27547 or (926) 32-7547  
 Janet Haas FAX 25541 or (926) 32-9541  
 Dan Pearson FAX 25545 or (926) 302-0529  
 FAX 25542 or (926) 302-0529

Outside of normal business hours, you may contact these people at home. The Edison contact number is 1-800-451-7229. All messages contacted by pager.



## PROTECTION OF BREEDING BIRD NEST SITES

### Why SCE is Concerned About Bird Nests



Screech-owl (Cavity Nest)

EXAMPLE 5: "Protection of Breeding Bird Nest Sites" brochure, Southern California Edison. (cont.)

Virtually all birds in North America are protected by one or more state or federal laws. SCE must be in compliance with all laws and regulations protecting birds, their habitat, and nest sites. It is illegal to, among other things, pursue, hunt, harass, kill, or collect any migratory or listed bird species, including their eggs or nest. Fires and penalties, including jail, can be substantial for non-compliance.

**When and Where Birds Nest**

Most birds nest during the period from mid-February through August. The specific timing depends on several factors such as species of bird, its nest location (altitude and latitude), abundance of food, and weather. Birds nest in a wide variety of habitats, such as riparian areas along streams, creeks, ponds, forests, beaches, deserts, and foothills. That is, anywhere adequate shelter and food for young can be found. Nesting sites within these habitats include trees, shrubs, holes and cavities in trees or dirt embankments, on cliff ledges, on the ground, and utility poles and towers.



Scrub wren (Cavity nest)



Killdeer (Ground nest)



California gnatcatcher (Daily nest in cavity of shrub)



Flycatcher (Daily nest in cavity of shrub)



Bird nesting in hole in utility pole

Most birds range from large, obvious structures made by nature, to very small, inconspicuous, man-made ones used by nesting birds.



Bald eagle (Shrub or large tree or on rocky outcrop)



Bird nesting in hole in shrub

**How to Locate and Avoid Disturbing Nesting Birds**

- Be aware of when birds nest, generally from February through August.
- Be aware of nesting activity in especially sensitive habitats, such as riparian and sage scrub for least partly natural areas (about 3,000 sq ft).
- Avoid any bird activity within shrubs or trees. If a bird appears agitated or reluctant to leave an area, it may indicate a nest.
- Many nests are found between the ground and 10 meters high in shrubs and trees.
- Many nests are small dark, generally cup-shaped masses among the branches of shrubs or trees, in tall and larger masses in trees.
- Prior to trimming or cutting down trees, look for holes or cavities that may contain nests.

Avian Power Line Interaction Committee





### 3. PERMIT COMPLIANCE<sup>37</sup>

A company should work with resource agencies to determine if permits are required for operational activities that may impact protected avian species. Particular attention should be given to activities that may require Special Purpose or related permits, including, but not limited to, nest relocation, temporary possession, depredation, salvage/disposal, and scientific collection.

While it is recommended that each utility developing an APP familiarize itself with the different permit types and their provisions located in 50 CFR part 21 (Migratory Bird Permits) (<http://www.fws.gov/permits/mbpermits/regulations/regulations.htm>), it is highly recommended that the utility make initial contact with the Migratory Bird Permit Examiner located in the USFWS

Region where the utility is planning to implement its APP.

To acquire a permit application, contact the Migratory Bird Permit Office in the region where your business is headquartered or in the region (if it is different) where you propose to implement your APP. Information about regional boundaries can be accessed at <http://permits.fws.gov/mbpermits/birdbasics.html> then click on Regional Bird Permit Offices for locations and addresses. State permits may also be required to manage protected bird nests or for temporary possession of avian species. Specific information on required permits should be obtained from your state resource agency. Both state and federal agencies should be consulted as you develop your APP.

### 4. CONSTRUCTION DESIGN STANDARDS

In habitats that have electrical facilities and the potential for avian interactions, the design and installation of new facilities, as well as the operation and maintenance of existing facilities, should be avian safe. Accepted construction standards for both new and retrofit techniques are highly recommended for inclusion in an APP. Companies can either rely upon construction design standards found in this document and in AEP's Mitigating Bird Collisions with Power Lines: The State of the Art in 1994 (or current edition), or may develop their own internal construction standards that meet or exceed these guidelines. These standards should be used in areas where new construction should be avian-safe, as well as where existing infrastructure needs to be retrofitted. An APP may require that all new or rebuilt lines in identified avian use or potential problem areas be built to current avian-safe standards. Implementing avian-safe construction standards in such areas will

reduce future legal and public relations problems and will enhance service reliability.

#### NEW CONSTRUCTION

Distribution, transmission and substation construction standards must meet National Electric Safety Code (NESC) requirements and should provide general information on specialized construction designs for avian use areas. Avian safe construction, designed to prevent electrocution, should provide conductor separation of 150 cm (60 in) (or a distance appropriate to the species expected in the area of the line) between energized conductors and grounded hardware, or utilities should cover energized parts and hardware if such spacing is not possible.<sup>38</sup>

#### MODIFICATION OF EXISTING FACILITIES

Modification of existing facilities is necessary when dead and/or injured birds are found,

<sup>37</sup> See Chapter 3 for additional information on regulations and permits.

<sup>38</sup> See Chapter 5 for additional information on construction design standards.

high-risk lines are identified, or legal compliance is an issue. A “problem pole” is one where there has been a documented avian collision, electrocution, or problem nest; or where there is a high risk of an avian mortality. The need for remedial action may result when “problem poles” are identified through bird mortality records, field surveys, or when the company is notified by agency representatives or concerned customers. System reliability concerns due to bird interactions may also result in requests from field operations staff.

#### SITE-SPECIFIC PLAN

The factors that create hazards for birds near power lines are complex and often site-specific. When a problem is identified, a site meeting with engineering and operations personnel

along with company biologists or consultants brings the relevant expertise together for the most effective analysis. The timeframe for action will be based on agency requests, reliability concerns, public relations, budget, logistical and manpower constraints, and the biology of the affected species. Remediation of a few problem poles or spans often reduces problems over a wide area. Therefore, the most efficient solution for correcting a problem line is a site-specific plan that considers the local conditions (i.e., topography, bird populations, bird populations, and use practices, line configuration, habitat types, historical bird use areas). The plan should include recommendations for the most appropriate remedial action, and a timetable for job completion.

## 5. NEST MANAGEMENT

Raptors, and some other avian species, benefit from the presence of power line structures by using them for nesting.<sup>39</sup> Although electrocution of birds that nest on transmission towers is infrequent, nests themselves can cause operational problems. Nest removal generally does not solve the problem because most species are site-tenacious and rebuild shortly after the nest is removed. There are also regulatory and public relations components to nest removal (see Chapter 3). Further, companies may experience public relations and reliability benefits by providing safe nesting locations. All active nests (those with eggs or young present) of designated migratory birds are protected by the Migratory Bird Treaty Act. A permit issued by USFWS may be required before managing an active

nest. If a problem with a nest is anticipated, permit requirements may be avoided by moving or removing the nest while it is inactive (excluding eagles and endangered/threatened species). The breeding season and nest activity varies by location and species, but for most North American raptors it falls between February 1 and August 31. However, a nest is considered active only when eggs or young are present. If there are questions about whether a problem nest is active or inactive, company environmental staff, USFWS, or state wildlife agencies should be consulted. A memorandum from USFWS on nest management and nest destruction is provided on the following page. This document can also be accessed online at <http://permits.fws.gov/mbpermits/PoliciesHandbooks/MBPM-2.nest.PDF>.

<sup>39</sup> See Chapter 6 for additional information on nest management.



United States Department of the Interior  
 FISH AND WILDLIFE SERVICE  
 Washington, D C 20240  
 MBPM-2  
 Date: APR 15, 2003

MIGRATORY BIRD PERMIT MEMORANDUM

SUBJECT: Nest Destruction

**PURPOSE:** The purpose of the memorandum is to clarify the application of the Migratory Bird Treaty Act (MBTA) to migratory bird nest destruction and to provide guidance for advising the public regarding this issue.

**POLICY:** The MBTA does not contain a prohibition that applies to the destruction of a migratory bird nest alone (without birds or eggs), provided that no possession occurs during the destruction. To minimize MBTA violations, Service employees should make every effort to inform the public of how to minimize the risk of taking migratory bird species whose nesting behaviors make it difficult to determine occupancy status or continuing nest dependency.

The MBTA specifically protects migratory bird nests from *possession, sale, purchase, barter, transport, import, and export, and take*. The other prohibitions of the MBTA - *capture, pursue, hunt, and kill* - are inapplicable to nests. The regulatory definition of *take*, as defined by 50 CFR 10.12, *means to pursue, hunt, shoot, wound, kill, trap, capture, or collect, or attempt to engage in any such activity*. Only *collect* applies to nests.

While it is illegal to collect, possess, and by any means transfer possession of any migratory bird nest, the MBTA does not contain any prohibition that applies to the destruction of a bird nest alone (without birds or eggs) provided that no possession occurs during the destruction. The MBTA does not authorize the Service to issue permits in situations in which the prohibitions of the Act do not apply, such as the destruction of unoccupied nests. Unoccupied nests are legally protected by statutes other than the MBTA, including nests of threatened and endangered migratory bird species and bald and golden eagles, within certain parameters.)

However, the public should be made aware that, while destruction of a nest by itself is not prohibited under the MBTA, nest destruction that results in the unpermitted take of migratory birds or their eggs, is illegal and fully prosecutable under the MBTA.

Due to the biological and behavioral characteristics of some migratory bird species, destruction of their nests entails an elevated degree of risk of violating the MBTA. For example, colonial nesting birds are highly vulnerable to disturbance; the destruction of unoccupied nests during part of the nesting season could result in a significant loss of birds. Another example involves ground nesting species such as burrowing owls and bank swallows, which nest in cavities in the ground, making it difficult to detect whether or not their nests are occupied by eggs or nestlings or are otherwise still essential to the survival of the juvenile birds. The Service should make every effort to raise public awareness regarding the possible presence of birds and the risk of violating the MBTA, the Endangered Species Act (ESA), and the Bald and Golden Eagle Protection Act (BGEPA), and should inform the public of factors that will help minimize the likelihood that take would occur should nests be destroyed (i.e., when active nesting season normally occurs).

The Service should also take care to discern that persons who request MBTA permits for nest destruction are not targeting nests of endangered or threatened species or bald or golden eagles, so that the public can be made aware of the prohibitions of the ESA and the BGEPA against nest destruction.

In situations where it is necessary (i.e., for public safety) to remove (destroy) a nest that is occupied by eggs or nestlings or is otherwise still essential to the survival of a juvenile bird, and a permit is available pursuant to 50 CFR parts 13 and 21, the Service may issue a permit to take individual birds.

  
 Director

## 6. AVIAN REPORTING SYSTEM

An important part of an APP is a utility's system for documenting bird mortalities and nest management activities. This system should be designed to meet the needs of the utility and be compatible with other data management and analysis programs. The system could be based on paper forms like the following examples or may be an internal web-based program. The information collected should be used to help a utility conduct risk assessments to identify avian problem areas and potential or known high risk structures. To protect birds and minimize outages, these areas can be prioritized for corrective actions. Avian information collected by a utility should be maintained internally. Data may be required as a condition of an annual federal permit for direct take of birds of their nests. The USFWS does not issue "accidental, incidental or unintentional" take permits under authority of the MBTA.

In 2002, USFWS created an online bird electrocution reporting system for utilities

(J. Birchell, pers. comm.). Initiated in Alaska, the system was developed to provide a central data repository and to encourage utilities to voluntarily report bird electrocutions. Information is collected on how, where, when, and why a bird electrocution or collision occurred and is used to help prevent future incidents. Utilities that use this reporting system hold an account to which only they can report and access their data. The online system also offers a forum for open discussion among utilities of retrofitting measures and their effectiveness. Though its use is growing, most of this system's current users are Alaska utilities. Since the inception of the USFWS reporting system, cooperation and communication between electric utilities in Alaska and USFWS have increased. By working together to address electrocution problems, USFWS is able to better protect wildlife resources while utilities are able to mitigate avian electrocution risks.

# Avian Power Line Interaction Committee

**EXAMPLE 6: Dead bird/nest reporting form.**

**Dead Bird/Nest Form**

Operations Area: \_\_\_\_\_

Dead Bird (circle one)

or

Nest (circle one)

Crow/magpie/raven

Active

Hawk/falcon/osprey

Inactive

Small bird (protected)

Eagle

Owl

Waterfowl

Unknown species

Bird Count \_\_\_\_\_

Date Found \_\_\_\_\_

Time Found \_\_\_\_\_

Sign of Death (circle one)

Collision

Electrocution

Unknown

Other \_\_\_\_\_

County \_\_\_\_\_

Finder's Name \_\_\_\_\_

Finder's Phone \_\_\_\_\_

Line Name/Circuit No. \_\_\_\_\_

Pole Identification No. \_\_\_\_\_

Recommended Action (circle one)

*Dead Bird Actions*

Cover transformer equipment

Install insulator cover(s)

Install triangle(s)

Reframe structure

Replace structure

Remove pole

De-energize

Install bird flight diverters/fireflies

Continue to monitor line (Justification required)

No action (Justification required)

*Nest Actions*

Install nest platform

Relocate nest

Trim nest

Install nest discouragers

Remove nest

Evaluate to determine appropriate action

No action

Comments \_\_\_\_\_

\_\_\_\_\_

\_\_\_\_\_

Avian Power  
Line  
Interaction  
Committee

**EXAMPLE 7: Dead Bird Reporting Form.**

**Animal/Bird Mortality Report**

Date \_\_\_\_\_

Name \_\_\_\_\_

Work location \_\_\_\_\_ Phone \_\_\_\_\_

Describe the species of the animal or bird that was mortally injured (electrocution/collision)

If any bands or tags please return to Environmental Department or write number and agency here

Describe how the animal or bird was mortally injured (bird contacted transformer bushings, etc.)

Weather conditions at time of death if known (e.g. rain and cold, sun and warm, etc.)

Circuit name & voltage \_\_\_\_\_

Specific problem location (e.g. pole #/address/cross streets, etc.)

Description of terrain and vegetation in area (e.g. near agricultural area, urban area, residential, etc.)

Recommended corrective action

*Please attach picture of the bird or animal if possible.*

Avian Power  
Line  
Interaction  
Committee

**EXAMPLE 8: Bird Nest Reporting Form.**

**Raptor/Bird Nesting Record**

Date \_\_\_\_\_

Name \_\_\_\_\_

Work location \_\_\_\_\_ Phone \_\_\_\_\_

Species of raptor/bird (if known) \_\_\_\_\_

Circuit name and pole no. \_\_\_\_\_

Specific nest location (pole no.) \_\_\_\_\_

Condition of nest \_\_\_\_\_

\_\_\_\_\_

Are eggs or young birds apparent? If so, please describe.

\_\_\_\_\_

Description of terrain and vegetation in area (e.g. near agricultural area, urban area, residential, etc.)

\_\_\_\_\_

History of previous nesting on this circuit

\_\_\_\_\_

History of electrocutions/mortality on this circuit

\_\_\_\_\_

Recommendations

\_\_\_\_\_

*Please attach picture of the bird and/or nest, if possible.*

Avian Power  
Line  
Interaction  
Committee

## 7. RISK ASSESSMENT METHODOLOGY

Thousands of utility poles are located in areas of suitable habitat for migratory birds. Because remedial actions on all poles in such areas are not economically or biologically necessary, a method is needed to identify configurations or locations of greatest risk. While utilities vary based on geographic scale, available data, and funding resources, risk assessment studies and models can be used by any utility to more effectively protect migratory birds.

Risk assessments may use existing data sources or new information collected specifically

for the purpose. Electrocutation risk assessment data may include habitat, topography, prey populations, avian nesting territories or concentration areas, avian use of poles, pole configuration, avian electrocutions, and bird-caused or unknown-cause outages. Although individual data layers alone may be inadequate for risk assessment, when all risk assessment data are overlaid, high-risk locations, configurations, or other factors may become apparent. Following a risk assessment, remedial actions can be prioritized throughout a utility's transmission and distribution system.

## 8. MORTALITY REDUCTION MEASURES

A utility can have its most cost-effective impact on reducing avian mortality by focusing efforts on the areas that pose the greatest risk to migratory birds. A risk assessment will often begin with an evaluation of available data that address areas of high avian use, avian mortality, nesting problems, established flyways, adjacent wetlands, prey populations, open availability, and other factors that can increase avian interactions with utility facilities. The assessment may also include outage and circuit reliability information. Mortality reduction plans should use biological and electrical design information to prioritize poles in most need of repair. The causes of avian mortality and benefits to utility customers should be identified. A successful APP and mortality reduction plan require management support as well as the following:

- Assessment of facilities to identify risks
- Allocation of resources
- Standards for new or retrofit avian-safe construction
- Budget for operation and maintenance (O&M) and capital investment
- System for tracking remedial actions and associated costs
- Timely implementation of remedial measures
- Positive working relationship with agencies.

Mortality reduction plans may use strategies that include preventative, reactive, and proactive measures that focus on issues, risks, and reliability commitments facing a utility. The following are examples of how this multi-faceted approach may be used.

- **Preventative:** Construct all new or rebuilt lines in high avian use areas to Company avian-safe standards. Ensure that APP is in compliance with applicable laws, regulations and permits.
- **Reactive:** Document bird mortalities and problem areas; conduct assessment of problem areas and apply remedial measures where appropriate. Notify resource agencies in accordance with the company's permits and policy.
- **Proactive:** Provide resources and training to improve employee's knowledge and awareness. Partner with organizations that conduct research on effects of bird interactions with power lines. Evaluate electrocution and collision risks of existing lines in high avian use areas and modify structures where appropriate.

The USFWS and state agencies should be consulted on electrocutions and the remedial actions undertaken. Utilities should annually

# Avian Power Line Interaction Committee



review their APPs in the context of risk assessment and electrocution and collision

incidents and modify as appropriate, ideally with agency input.

## 9. AVIAN ENHANCEMENT OPTIONS

While an APP will include measures to reduce avian mortality associated with electrical operations, it can also include opportunities to enhance avian populations by installing nest platforms, improving habitats, and collaborating with agencies or conservation organizations. USFWS and state wildlife resource agencies, as well as other experts, can be consulted for recommendations on habitat enhancement projects. Nest platforms can be erected on poles for birds such as osprey, eagles, hawks, owls, herons,

and cormorants (see Chapter 6). In addition, nest boxes can be erected for cavity-nesting species such as kestrels, owls, bluebirds, swallows, chickadees, wrens, and others. Such boxes may also benefit bats and flying squirrels.

Nest box construction, maintenance, and monitoring can be done in conjunction with volunteers, such as Boy Scouts and Girl Scouts, or other conservation organizations. These efforts are excellent opportunities to educate the public about the company's APP and its partnerships.

## 10. QUALITY CONTROL

A quality control mechanism can and should be incorporated into an APP to evaluate the effectiveness of a company's avian protection procedures. Some examples of quality control include assessing:

- the effectiveness of remediation techniques in reducing avian mortality
- avian protection devices to identify products preferred for avian protection as well as ease of application and durability
- mortality reporting procedures to ensure that discoveries of avian mortalities are properly documented
- response to avian mortalities to ensure that appropriate actions are taken in a timely manner

- compliance with company procedures to ensure that personnel are consistently following company methods for avian-safe construction, mortality reporting, nest management, etc.
- public and agency opinions on system reliability and avian protection.

The quality control component of an APP is a continuous process. Information gathered during assessments of existing practices should be used to improve the effectiveness and timeliness of avian protection efforts, which, in turn, can help to reduce costs associated with such efforts.

## 11. PUBLIC AWARENESS

A public awareness program can be an integral part of an APP. It can be used to enhance public awareness and support for a company's APP. It allows stakeholders such as government agencies, tribes, non-profit organizations, wildlife rehabilitators, and other interested parties an opportunity to provide input to the decision-making process,

enabling all parties to work openly and collaboratively towards recommendations that can be effectively implemented. This collaboration often leads to improved relationships within the community and to more efficient and positive projects. The relationships developed through this process may also encourage the public to report bird

mortalities and encourage them to seek assistance for birds that have been injured in power line-related accidents.

Effectively communicating an APP can be done through a variety of public outreach tools, including fact sheets, newsletters, brochures, videos, websites, and speaker bureau presentations. These tools can also be used to record the successes of an APP, thereby documenting the utility and electric industry's efforts to reduce avian mortalities. The goal of these outreach efforts is to convey to the public that electric utilities are responsible

stewards of the environment, working cooperatively with wildlife agencies towards reducing avian mortalities while continuing to provide safe, reliable, affordable electricity to their customers.

Many utilities have examples of their environmental stewardship and of the innovative ways they have reduced environmental impacts through their business decisions. A company's efforts to minimize avian mortalities should be shared with the public and resource agencies.

## 12. KEY RESOURCES

Key resources may include utility personnel or external contacts. Internal personnel may include representatives from environmental engineering, operations and maintenance, standards, procurement, outage management, and other departments. External resources may include biologists and law enforcement agents from state and federal agencies, as well as avian specialists from NGOs or universities, and wildlife rehabilitators. External utility

industry resources include APLIC, Edison Electric Institute (EEI), Electric Power Research Institute (EPRI), Institute of Electrical and Electronics Engineers (IEEE), National Rural Electric Cooperative Association (NRECA), and Rural Utilities Service (RUS). Contact information and websites for a number of resources are available in the complete APP Guidelines (see [www.aplic.org](http://www.aplic.org) or [www.fws.gov](http://www.fws.gov)).

# Avian Power Line Interaction Committee



## APPENDIX D

## Glossary

# Avian Power Line Interaction Committee

**adult**

a bird that has acquired its final plumage.

**air-gap**

the empty space or window around conductors on a steel transmission structure. The empty space provides insulation for the conductors. A fault can occur when something bridges all or a sufficient portion of the air gap between the steel tower and an energized conductor.

**ampere**

unit measure of current.

**avian-safe**

a power pole configuration designed to minimize avian electrocution risk by providing sufficient separation between phases and between phases and grounds to accommodate the wrist-to-wrist or head-to-foot distance of a bird. If such separation cannot be provided, exposed parts are covered to reduce electrocution risk, or perch management is employed. This term has replaced the term “raptor-safe” used in the 1996 edition of *Suggested Practices*.

**Basic Insulation Level (BIL)**

the measure of a line’s ability to withstand rapidly rising surge voltages such as those resulting from lightning strikes. It is provided by porcelain, wood, fiberglass, air, or combinations of these. Using the same insulators, a line built on wood poles will have a higher BIL than one built on concrete or steel poles unless the insulators are grounded on the wood poles. BIL is also affected by pole framing. For example, if the phase conductors and neutral conductors are both framed on wood crossarms, the BIL is reduced.

**Bushing (transformer)**

an insulator inserted in the top of a transformer tank to isolate the electrical leads of the transformer winding from the tank. Bushings are usually made of porcelain, and are also used on circuit breakers and capacitor banks.

**bushing cover**

a covering installed over a bushing to prevent incidental contact by birds or other animals.

**capacitance**

the capacity of the condenser to hold an electrical charge; the property of an electrical nonconductor for storing energy.

**capacitor**

a device consisting of conductors isolated in a dielectric medium; each capacitor is attached to one side of a circuit only. It is used to increase the capacitance of a circuit. Capacitors are constructed in metal tanks and live buildings.

**capacitor bank**

a series of capacitors connected together and inserted into an electrical circuit to change the efficiency of the energy use.

**circuit (single)**

a conductor or system of conductors through which an electric current is intended to flow. The circuit is energized at a specified voltage.

**circuit (multiple)**

a configuration that supports more than one circuit.

**conductivity**

the capacity to transmit electrical energy.

**conductor**

the material (usually copper or aluminum)—usually in the form of a wire, cable or bus bar—suitable for carrying an electric current.

**configuration**

the arrangement of parts or equipment. A distribution configuration would include the necessary arrangement of crossarms, braces, insulators, etc. to support one or more electrical circuits.

**corona ring**

a device used on transmission suspension insulators to reduce the electrical field stress at the end fittings.

**corvid**

birds belonging to the family Corvidae; includes crows, ravens, magpies, and jays.

**crossarm**

a horizontal supporting member used to support electrical conductors or equipment for the purpose of distributing electrical energy. Can be made of wood, fiberglass, concrete, or steel, and manufactured in various lengths.

**current**

a movement or flow of electricity passing through a conductor. Current is measured in amperes.

**de-energized**

a formed, laminated wood or steel crossarm attached to wood or steel poles and used to support electrical conductors or overhead ground wires.

**dielectric strength**

the ability of an insulating material to withstand the electrical voltage stress of the energized conductor.

**distribution line**

a circuit of low-voltage wires, energized at voltages from 2.4 kV to 60 kV, and used to distribute electricity to residential, industrial and commercial customers.

# Avian Power Line Interaction Committee

**electrode**

a conductor used to establish electrical contact with a nonmetallic part of a circuit. In the case of testing the conductivity of an eagle feather, electrodes were attached to both ends of the feather, and electrical current was passed through the feather.

**energized**

any electrical conducting device connected to any source of electricity.

**fault**

a power disturbance that interrupts the quality of electrical supply. A fault can have a variety of causes including fires, ice storms, lightning, animal electrocutions, or equipment failures.

**fledgling**

a bird that has recently left the nest and may still be dependent on its parents for food.

**fused cutouts**

electrical switches fitted with a fuse, so that the switch will open when the current rating of the fuse is exceeded. Fused cutouts are used to protect electrical equipment and circuits from lightning and short-circuiting caused by wires, wind, animals, or conductive equipment of all kinds.

**generation plant**

a facility that generates electricity.

**ground**

an object that makes an electrical connection with the earth.

**ground rod**

normally a copper-clad steel rod or galvanized steel rod, driven into the ground so that ground wires can be physically connected to the ground potential.

**grounding conductor**

a conductor used to bond all of the bolts and other pole/line hardware to the ground. Grounding conductors may be copper-clad, solid copper or stranded galvanized wires and are attached to poles with staples. Sometimes also called *downwire*.

**guy**

secures the upright position of a pole and offsets physical loads imposed by conductors, wind, ice, etc. Guys are normally attached to anchors that are securely placed in the ground to withstand loads within various limits.

**hacking**

the process of transitioning birds reared in captivity to independence in the wild. Hacking has been used to bolster populations of endangered species such as peregrine falcons, California condors, and bald eagles.

**insulator**

nonconductive material in a form designed to support a conductor physically and to separate it electrically from another conductor or object. Insulators are normally made of porcelain or polymer.

# Avian Power Line Interaction Committee

**isokeraunic level**

refers to the average number of thunderstorm (lightning) days per year that are present in a region. Electric lines in areas of high levels may have overhead grounding conductors (static wires) installed so that lightning strikes to the line can be diverted directly to earth away from the phase conductors.

**jumper wire**

a conductive wire, normally copper, used to connect various types of electrical equipment. Jumper wires are also used to make electrical conductors on lines continuous when it becomes necessary to change direction of the line (e.g., angle poles, dead-end poles).

**juvenile**

(*plumage*)—first plumage of a bird.

(*bird*)—a young bird in its first year of life.

**kilovolt**

1000 volts, abbreviated kV.

**lattice work**

the combination of steel members connected together to make complete structures, such as transmission tower or substation structures.

**lightning arrester**

an electrical protection device used to divert the energy of lightning strikes to the earth.

**lightning days**

lightning or thunderstorm days. One or several lightning storms in the same day would be classed as a lightning day.

**nest substrate**

the base upon which a nest is built, e.g. cliffs, trees, ground, power poles, boxes, platforms, etc.

**nestling**

a young bird that has not yet reached sufficient size and maturity to leave the nest.

**neutral conductor**

a conductor or wire that is at ground potential, i.e., ground.

**outage**

event that occurs when the energy source is cut off from the load.

**phase**

an energized electrical conductor.

**phase-to-ground**

the contact of an energized phase conductor to ground potential. A bird can cause a phase-to-ground fault when fleshy parts of its body touch an energized phase and ground simultaneously.

**phase-to-phase**

the contact of two energized phase conductors. A phase-to-phase fault results when the fleshy part of their wings or other body parts contact two energized phase conductors at the same time.

**pole**

a vertical structure used to support electrical conductors and equipment for the purpose of distributing electrical energy. It can be made of wood, fiberglass, concrete, or steel, and manufactured in various heights.

**power line**

a combination of conductors used to transmit or distribute electrical energy, normally supported by poles.

# Avian Power Line Interaction Committee

**primary feathers**

also called **primaries**. The ten outermost flight feathers of the wing that meet at the wrist to form the “hand” of the wing.

**problem pole**

a pole used by birds (usually for perching, nesting, or roosting) that has electrocuted birds or has a high electrocution risk.

**raptor**

bird of prey. Raptors are members of the orders Falconiformes (diurnal raptors) and Strigiformes (owls). Raptors have a sharp hooked bill and sharp talons used for killing and eating prey.

**raptor-safe**

see **avian-safe**

**retrofitting**

the modification of an existing electrical power line structure to make it avian-safe.

**ridge pin**

the support bracket for an insulator that is attached to the top of a pole with two or more bolts and supports energized or grounded conductors, depending on the power line design.

**rights-of-way (ROW)**

the strip of land that has been acquired by an agreement between two or more parties for the purpose of constructing and maintaining a utility easement.

**sectionalize**

refers to the practice of isolating an energy source from a load. It is sometimes necessary to isolate electric systems (using switches) for operations and maintenance.

**separation**

the physical distance between conductors and/or grounds from one another.

**site-tenacity**

strongly attached or drawn to a chosen location.

**still-hunting**

the practice of hunting from a perch, as opposed to hunting in flight.

**structure**

pole or lattice assembly that supports electrical equipment for the transmission or distribution of electricity.

**subadult**

age(s) of a bird between juvenile and adult.

**substation**

a transitional point (where voltage is increased or decreased) in the transmission and distribution system.

**switch**

an electrical device used to sectionalize electrical energy sources.

**tension bolt**

the tower member on steel lattice towers that supports the crossarm from the topside.

**transformer**

a device used to increase or decrease voltage.

**transmission line**

power lines designed and constructed to support voltages >60 kV.

# Avian Power Line Interaction Committee

**trust resource**

wildlife, such as migratory birds, that are held in the public trust and managed and protected by federal and state agencies. These trust agencies are designated by statute and regulations as responsible for upholding the protection, conservation, and management of these resources.

**underbuild**

refers to a circuit that is placed on the same pole but underneath another circuit of a higher voltage. The lower circuits often refer to an underbuilt circuit.

**volt**

the measure of electrical potential.

**voltage**

electromotive force expressed in volts.

**wrist**

joint toward the middle of the leading edge of the wing. The skin covering the wrist is the outermost fleshy part on a bird's wing.

# Avian Power Line Interaction Committee



## APPENDIX E

## List of Acronyms

Avian Power  
Line  
Interaction  
Committee

APLIC	Avian Power Line Interaction Committee	ITP	Incidental Take Permit
APP	Avian Protection Plan	MBTA	Migratory Bird Treaty Act
BGEPA	Bald and Golden Eagle Protection Act	MLEA	Moon Lake Electric Association
BIA	Bureau of Indian Affairs	MOU	Memorandum of Understanding
BLM	Bureau of Land Management	NESC	National Electric Safety Code
BSPB	Bulgarian Society for the Protection of Birds	NGO	Non-governmental organization
CFE	Comisión Federal de Electricidad	NMFS	National Marine Fisheries Service
CFR	Code of Federal Regulations	NPS	National Park Service
EEI	Edison Electric Institute	NRECA	National Rural Electric Cooperative Association
EPRI	Electric Power Research Institute	NWCC	National Wind Coordinating Committee
ESA	Endangered Species Act	REA	Rural Electrification Association
EWTF	Endangered Wildlife Trust	FDW	Flights-of-Fay
FERC	Federal Energy Regulatory Commission	RUS	Rural Utilities Service
GIS	Geographical Information System	USC	United States Code
HCP	Habitat Conservation Plan	USFS	United States Forest Service
IBA	Important Bird Area	USFWS	United States Fish and Wildlife Service
IEEE	Institute of Electrical and Electronics Engineers	USGS	United States Geological Survey

# Avian Power Line

THIS PAGE INTENTIONALLY LEFT BLANK

# Interaction Committee

# Avian Power Line Interaction Committee



EDISON ELECTRIC  
INSTITUTE



Avian  
Power  
Line  
Interaction  
Committee